

**Minutes of the Regular Meeting of the Albany County Airport Authority
May 12, 2026**

Pursuant to notice duly given and posted, the regular meeting of the Albany County Airport Authority was called to order on May 12, 2026 at 9:00 a.m. in the Third Floor Conference Room located in the Terminal at the Albany International Airport, Albany, New York by Chair Samuel A. Fresina, with the following present:

MEMBERS PRESENT

Samuel A. Fresina, Chair
Kevin R. Hicks, Sr.
Steven Heider
Harold Iselin
Sari O'Connor
John-Raphael Pichardo

MEMBERS ABSENT

Janet M. Thayer

STAFF

Peter F. Stuto, Chief Executive Officer
Christine Quinn, Authority Counsel
John O'Donnell, Chief Operating Officer
John LaClair, Chief Engineer
Matt Mokey, Airport Engineer
Margaret Herrmann, Acting Chief Finance Officer
Kathy Greenwood, Director of Art & Culture
Helen Chadderdon, Marketing Manager
Liz Charland, Administrative Services
Bobbi Matthews, Purchasing Agent
Jenn Munger, Paralegal
Dave Montiverdi, Airport Planner
Matt Hunter, Communication Director
Debbie Pasquini, Confidential Secretary

ATTENDEES

Susan Quine-Laurilliard, Chair Multi-Modal Transit Committee f/k/a Mass Transit
Carmiena Brooks, Assistant Airport Manager
Ray Camilli, Airfield Maintenance Manager, Avports
Deputy Fire Chief Chris Menge, ARFF Avports
Jim O'Brien, Operations Manager, Avports
Chris Pasquini, Assistant Maintenance Manager, Avports
Brian King, Manager Million Air
Jeff Lovell, Managing Director Park Strategies, LLC

Chair Fresina noted that there was a quorum.

General:

1. Chairman's Remarks

2. Approval of Minutes

Ms. O'Connor moved to approve the minutes of the April 13, 2026 regular board meeting.

The motion was adopted unanimously.

3. Communications and Report of Chief Executive Officer

Mr. Stuto presented a Communications and Chief Executive Officer's Report for the month of May 2026.

3A. Reports of Committees

- Ms. O'Connor reported that the Capital Improvements met on May 6, 2026 and the meeting was very productive. She advised John O'Donnell, John LaClair, and Matt Mokey will present updates on the projects discussed later in the meeting.

Reports:

4. Chief Operating Officer

Mr. O'Donnell and Mr. LaClair presented the an update to the Main Terminal Expansion for the month of May 2026. (Power Point attached.)

5. Chief Financial Officer

Ms. Herrmann presented the Financial Report for the month of May 2026. (Power Point attached.)

6. Project Development

Mr. LaClair and Mr. Mokey presented the Project Development Report for the month of May 2026. (Power Point attached.)

Mr. Montiverdi presented the Planning Report for May 2026.

7. Counsel

8. Concessions/Ambassador Program

Ms. Chadderdon presented the Concessions/Ambassador Report for the month of May 2026.

9. Public Affairs

Mr. Hunter presented the Public Affairs Report for the month of May 2026. (Power Point attached.)

9A. Art & Culture Program

Ms. Greenwood presented the Art & Culture Program Report for May 2026. (Power Point attached.)

9B. Planning

Planning presentation followed Mr. LaClair's Project Development report.

Action Items:

10. Authorization of Contracts, Leases, Contract Negotiations, Contract Amendments and Action Items

10.1 Lease No. L-1277: 14 Jetway Drive (1,799 sq. ft.) with Premium Investigations, LLC

Ms. Quinn requested authorization to enter into Lease No. L-1277: 14 Jetway Drive (1,799 sq. ft.) with Premium Investigations. She advised Premium Investigations, LLC is requesting to occupy 14 Jetway Drive effective June 1, 2026. This lease agreement will be for a two year term from June 1, 2026 to May 31, 2028. Rent is \$16,191.00 per year (\$9.00 psf), (\$1,349.25 per month) plus utilities. The rent will increase 3% each year.

Mr. Iselin moved to approve Lease No. L-1277: 14 Jetway Drive (1,799 sq. ft.) with Premium Investigations, LLC in the amount of \$16,191.00 per year (\$9.00 psf), (\$1,349.25 per month) plus utilities with an increase of 3% each year. The motion was adopted by majority with Mr. Heider recusing himself.

10.2 Annual Service Contract SC-1210: Authorization to Award a one-year extension for Contract No. SC-1210 Alarm Maintenance Services for the Main Terminal Fire Alarm with Fire, Security & Sound Systems, Inc.

Mr. Mokey requested authorization to award to Award a one-year extension for Contract No. SC-1210 Alarm Maintenance Services for the Main Terminal Fire Alarm with Fire, Security & Sound Systems, Inc. in the amount of \$87,210.

He advised the Airport is currently in the process of changing out alarm systems throughout the Airport. However, due to number of large construction projects currently in progress the replacements have been temporarily put on hold.

The buildings covered would be the Main Terminal, Admin Building, Hangar #1, North & South Parking Garages and the ARFF building to keep the system code compliant.

Mr. Hicks moved to authorize the Award of a one-year extension for Contract No. SC-1210 Alarm Maintenance Services for the Main Terminal Fire Alarm with Fire, Security & Sound Systems, Inc. in the amount of \$87,210. The motion was adopted unanimously.

10.3 Annual Service Contract SC-1045: Authorization to Award a one-year extension for Contract No. SC-1045 Alarm Maintenance & Testing Services for the Fire Detection, Alarm & Suppression System with Johnson Controls Fire Protection, LP

Mr. Mokey requested authorization to award to Award a one-year extension for Contract No. SC-1045 Alarm Maintenance & Testing Services for the Fire Detection, Alarm & Suppression System with Johnson Controls Fire Protection, LP in the amount of \$21,081.

He advised Johnson Controls maintains the fire alarms for many of the Airport's buildings.

The Airport is currently in the process of changing out alarm systems throughout the Airport. However, due to the number of large construction projects currently in progress the replacements have been temporarily put hold. To ensure continuity of the alarm service, Johnson Controls needs to be retained for another year.

Mr. Hicks moved to authorize the Award of a one-year extension for Contract No. SC-1045 Alarm Maintenance & Testing Services for the Fire Detection, Alarm & Suppression System with Johnson Controls Fire Protection, LP in the amount of \$21,081. The motion was adopted unanimously.

10.4 Authorization to Award Amendment No. 1 to Contract No. S-1261 Professional Engineering Services for the Design of Wayfinding & Signage Improvements Phase 1 with Creighton Manning.

Mr. Mokey requested authorization to Award Amendment No. 1 to Contract No. S-1261 Professional Engineering Services for the Design of Wayfinding & Signage Improvements Phase 1 with Creighton Manning.in the amount of \$45,500.

He advised this amendment is for work to complete the Economy Lot Expansion and Paving. The work includes topographical survey, layout plans, grading & drainage plans, lighting illumination plans and construction phasing plans

Mr. Heider moved to authorize Amendment No. 1 to Contract No. S-1261 Professional Engineering Services for the Design of Wayfinding & Signage Improvements Phase 1 with Creighton Manning.in the amount of \$45,500. The motion was adopted unanimously.

10.5 Professional Service Contract S-1274 for Structural Design for Modification to Hangar 222 to Ryan Biggs Clark Davis Engineering

Mr. LaClair requested authorization to Award Professional Service Contract S-1274 for Structural Design for Modification to Hangar 222 to Ryan Biggs Clark Davis Engineering.in the amount of \$27,000.

He advised Hangar 222 is currently leased to Commute Air as an MRO (maintenance and repair operation) for Embraer 145 Regional jets. The aviation industry in the U.S. is in the process of phasing the 145's out in favor of 175's which are a larger aircraft capable of holding more passengers. The current hangar 222's door will not accommodate the additional aircraft tail height of a 175. ACAA is currently working with Commute Air to modify the hangar door to allow the 175's to be brought inside. There will be a smaller door mounted on top of the existing door. RBCD will be designing all the structural modifications need to allow the attachment of the smaller door to the pre-engineered hangar building.

In order to meet Commute Air's requested timeframe for the hangar door modification, ACAA contacted Ryan Biggs to complete the Structural portion of the existing hangar door in an expedited manner. Ryan Biggs is the sole structural engineering firm located in the region that has experience in designing hangar door modifications of this specific nature, including two previously completed at the Albany Airport. This a sole source exigent procurement.

Mr. Iselin moved to authorize the Award of Professional Service Contract S-1274 for Structural Design for Modification to Hangar 222 to Ryan Biggs Clark Davis Engineering.in the amount of \$27,000. The motion was adopted unanimously.

10.6 Issue Purchase Order for Structural Enhancement in B-Concourse for Additional Rooftop HVAC to REO Welding

Mr. LaClair requested authorization to issue a Purchase Order for Structural Enhancement in B-Concourse for Additional Rooftop HVAC to REO Welding in an amount NTE \$100,000.

He advised when the Airport purchased three 7.5 ton RTU's for B-Concourse and Eckert Mechanical was tasked with installation of the three new units including ductwork, it was discovered when the roof penetrations were made that the existing roof truss system (open web joists) would need to be stiffened by the addition of structural steel which needed to be welded in place. Eckert was unable arrange for the required structural work to be completed. ACAA tasked REO Welding (the only structural contractor that could the time schedule) with the project. REO needs to complete this work during off hours and be non-disruptive to the passenger flow. This work will be done including RTU installation before cooling season.

Mr. Hicks moved to approve the issuance of a Purchase Order for Structural Enhancement in B-Concourse for Additional Rooftop HVAC to REO Welding in an amount NTE \$100,000. The motion was adopted unanimously.

11. Authorization of Change Orders

11.1 Change Order 20: Authorization to Award Contract Change Order No. 20 to Construction Contract 21-1082-GC for the Pre-TSA Terminal Expansion to MLB Construction Services, LLC.

Mr. LaClair requested authorization to Award Contract Change Order No. 20 to Construction Contract 21-1082-GC for the Pre-TSA Terminal Expansion to MLB Construction Services, LLC in the amount of \$70,478.

He advised this Change Order includes extended rental for the queuing platform and a line stop to the main Terminal water supply to facilitate the installation of the Hydronic separator as required by the SWPPP's plan.

Mr. Hicks moved to approve Change Order No. 20 to Construction Contract 21-1082-GC for the Pre-TSA Terminal Expansion to MLB Construction Services, LLC in the amount of \$70,478. The motion was adopted unanimously.

11.2 Authorization to Award Contract Change Order No. 12 to Construction Contract 21-1082-INT STR for the Pre-TSA Terminal Expansion to MLB Construction Services, LLC.

Mr. LaClair recommended authorization to award Change Order No. 12 to Construction Contract 21-1082-INT STR for the Pre-TSA Terminal Expansion to MLB Construction Services, LLC. in the amount of \$466,390.

He advised this Change Order request work includes a variety of necessary changes made to the project, including additional electrical work and equipment for the TSA lanes, L3 Admin and L1 Bathrooms (ASI-114). Additional pump and piping work in the existing chiller room (ASI-153). Level 1 Axiom trim (ASI-144). Ticketing and baggage FTR (fin tube replacement) cover and actuators. Credit for removal of office partition sound requirement.

Ms. O'Connor moved to approve Change Order No. 12 to Construction Contract 21-1082-INT STR for the Pre-TSA Terminal Expansion to MLB Construction Services, LLC. in the amount of \$466,390. The motion was adopted unanimously.

12. Authorization of Federal and State Grants

13. Informational

13.1 Report Emergency Repair to Glycol Collection System

Mr. LaClair advised an emergency Purchase Order was issued to Replace a 36" Valve under the Terminal Apron for the Glycol Collection system to James H. Maloy, Inc. in the amount of \$132,182.26.

He advised Maloy was the contractor that originally installed the system in 1989 and they were familiar with the system. The work was done in winter conditions so that once the weather changed the valve could be closed to prevent glycol from being leaked into the Shaker Creek.

Old Business:

14. Financial – Audit

Financial – Audit – Item 14 Approval Request at ACAA Meeting: May 12, 2026

Ms. Herrmann requested approval of the updated version of:

1. Thirty-second Annual Comprehensive Financial Report (AFCR) as of and for the year ended December 31, 2025 (with the draft audit and compliance reports of MMB + Co., certified public accountants); which was tabled March 23 and April 13, 2026.

Mr. Iselin moved to approve the updated version of:

1. Thirty-second Annual Comprehensive Financial Report (AFCR) as of and for the year ended December 31, 2025 (with the draft audit and compliance reports of MMB + Co., certified public accountants); which was previously tabled March 23 and April 13, 2026. The motion was approved by majority with Mr. Pichardo voting against the motion.

New Business:

Executive Session - Attorney-Client Privilege Matters

Ms. O'Connor made a motion to go into executive session at 10:15 a.m. to discuss:

ES-1 Matter Involving a Particular Corporation

ES-2 Matter Involving a Particular Individual

There was no action being taken and no further business, the meeting was adjourned at 11:30 a.m.

**ALBANY COUNTY AIRPORT AUTHORITY
REGULAR MEETING
AGENDA
May 12, 2026**

General:

- 1. Chairman's Remarks**
- 2. Approval of Minutes**
Regular Meeting - April 13, 2026
- 3. Communications and Report of Chief Executive Officer**
- 3A. Reports of Committees**
 - **CIC**

Reports:

- 4. Chief Operating Officer**
 - **Main Terminal Expansion Update**
- 5. Chief Financial Officer**
- 6. Project Development**
 - **Concourse A Update**
- 7. Counsel**
- 8. Concessions/Ambassador Program**
- 9. Public Affairs**
- 9A. Art & Culture Program**
- 9B. Planning**

Action Items:

- 10. Authorization of Contracts, Leases, Contract Negotiations, Contract Amendments and Action Items**
 - 10.1 L-1277 - Lease of 14 Jetway Drive to Premium Investigations**
 - 10.2 Annual Service Contract: Authorization to Award One Year Extension to Contract No.1210 Alarm Maintenance Services for the Main Terminal Alarm with Fire, Security, & Sound Systems, Inc**
 - 10.3 Annual Service Contract: Authorization to Award One Year Extension to Contract No. SC-1045 Maintenance & Testing Services of the Fire Detection, Alarm & Suppression System with Johnson Controls Fire Protection, LP**
 - 10.4 Authorization to Award Amendment No. 1 to Contract No. S-1261 Professional Engineering Services for the Design of Wayfinding & Signage Improvements Phase 1 with Creighton Manning.**
 - 10.5 Authorization to Award Professional Service Contract S-1274 for Structural Design for Modification to Hangar 222 to Ryan Biggs Clark Davis Engineering**
 - 10.6 Authorization to Issue Purchase Order for Structural Enhancement in B-Concourse for Additional Rooftop HVAC to REO Welding**
- 11. Authorization of Change Orders**
 - 11.1 Change Order No. 20: Authorization to Award Contract Change Order #20 to Construction Contract 21-1082-GC for the Pre-TSA Terminal Expansion to MLB Construction Services, LLC**
 - 11.2 Change Order No. 12: Authorization to Award Contract Change Order No. 12 to Construction Contract 21-1082-INT STR for the Pre-TSA Terminal Expansion to MLB Construction Services, LLC.**
- 12. Authorization of Federal and State Grants**
- 13. Informational**
 - 13.1 Authorization for Purchase Order for Glycol System Repairs**

Old Business:

Financial – Audit – Item 14 TABLED from March 23, 2026

- 1. Comprehensive Annual Financial Report for the year-ended 2025 with draft auditor reports. – TABLED – March 23 and April 13, 2026**

Partial Approval at ACAA Meeting: April 13, 2026

- 1. TABLED**
- 2. Authority’s 2025 Rates and Charges Settlement Report to the Signatory Airlines and Signatory Cargo Carriers with draft Consultant Report;**
- 3. Authority’s 2025 Annual Investment Report in accordance with its Cash Management and Investment Policy and Section 2925 of the Public Authorities Law (with draft audit compliance report of MMB + Co., certified public accountants);**
- 4. Annual 2025 review and approval of the Cash Management and Investment Policy in accordance with Section 2925 of the Public Authorities Law;**
- 5. Review of mission statement and performance measures and acceptance of measurement report for 2025 required by Section 2800 of the Public Authorities Law; and**
- 6. Financial Statements for 2025 for the Other Post Employment Benefit Trust.**

New Business:

Executive Session - Attorney-Client Privilege Matters

ES-1 Matter Involving a Particular Corporation

ES-2 Matter Involving a Particular Individual




ACAA BOARD MEETING
9:00 AM | April 13, 2026

CEO, 2 ВЕВОЛ

СЕРВИС

CEO'S REPORT



ALB

THANK YOU!



ALB



KEBOKL
COO,2

COO'S REPORT

ALB



TERMINAL A/C INSTALLATION

Up and Running Last Week



ALB

MAIN TERMINAL EXPANSION



ALB

MAIN TERMINAL EXPANSION

Departure Hall:
Partial Opening April 24



ALB

MAIN TERMINAL EXPANSION

Queuing Platform Removal
begins April 27

ALB



MAIN TERMINAL EXPANSION

American Airlines Ticket
Counter relocation begins
after Departure Hall opening



ALB

MAIN TERMINAL EXPANSION

Terrazzo Floor
Installation Continues

ALB



MAIN TERMINAL EXPANSION

Terrazzo Floor
Installation Continues




ALB

ALB COLONY
LEADERSHIP
EXPANSION
WWW.LEADERSHIP

MAIN TERMINAL EXPANSION

Terrazzo Floor
Installation Continues

ALB



MAIN TERMINAL EXPANSION

Ceiling “Bowtie” Installation

ALB



MAIN TERMINAL EXPANSION

“Essentials @ ALB” Construction

- Construction begins April 13
- Expected completion: July 1



ALB

CONCOURSE A & GATE EXPANSION



ALB

CONCOURSE A REVITALIZATION

All Six Gates Open
to the Public

ALB



CONCOURSE A REVITALIZATION

All Six Gates Open
to the Public



ALB

CONCOURSE A REVITALIZATION

All Six Gates Open
to the Public



ALB

CONCOURSE A REVITALIZATION


All Six Gates Open
to the Public



ALB

CONCOURSE A & GATE EXPANSION

Phase 4: Restroom Renovation



ALB

CONCOURSE A & GATE EXPANSION

Phase 5: Corridor and Stairwell



ALB

CONCOURSE A & GATE EXPANSION

Phase 5: Corridor and Stairwell

ALB



CONCOURSE A & GATE EXPANSION

Phase 5: Corridor and Stairwell

ALB



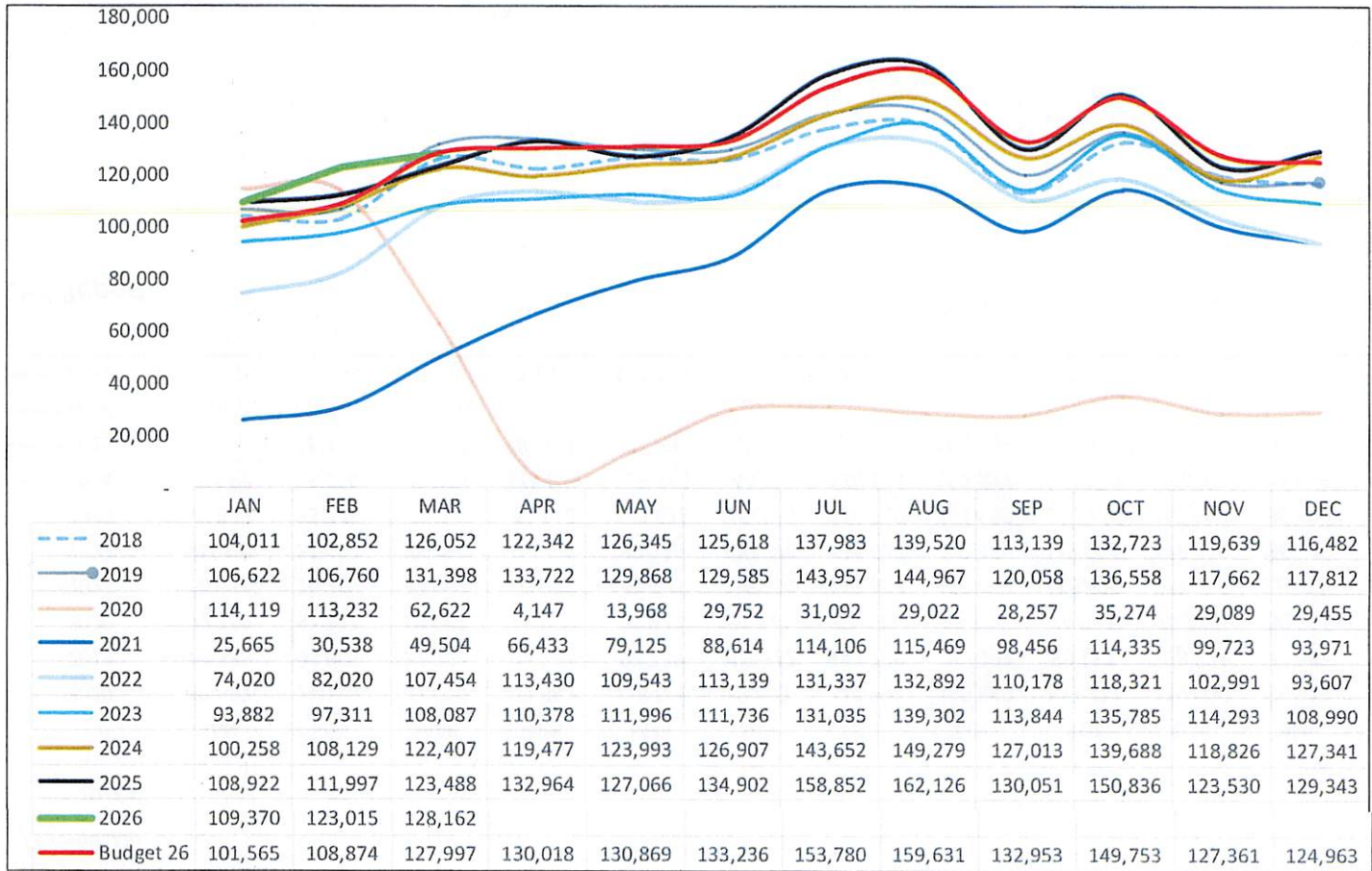


FINANCIAL REPORT

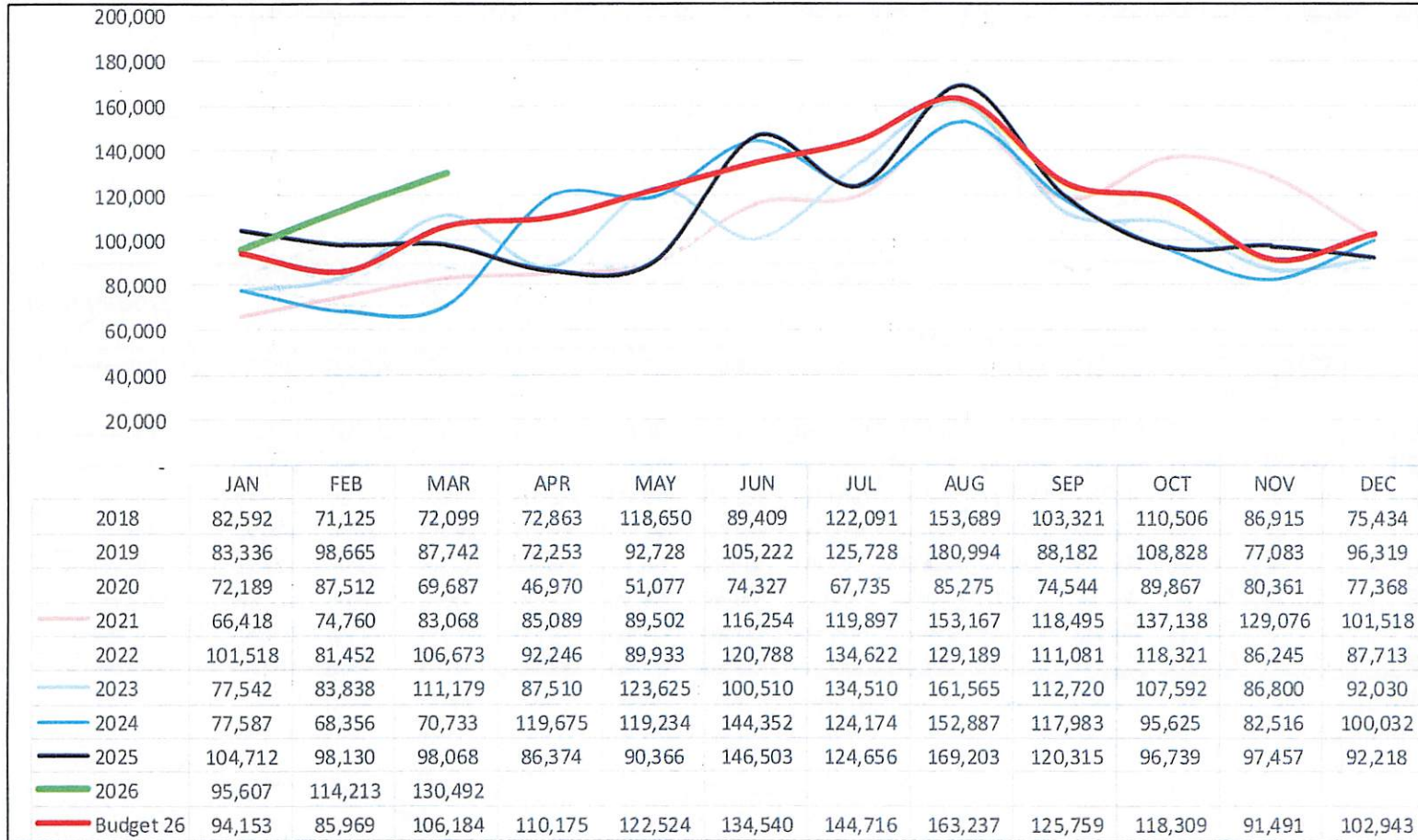
February 2026

April 13, 2026

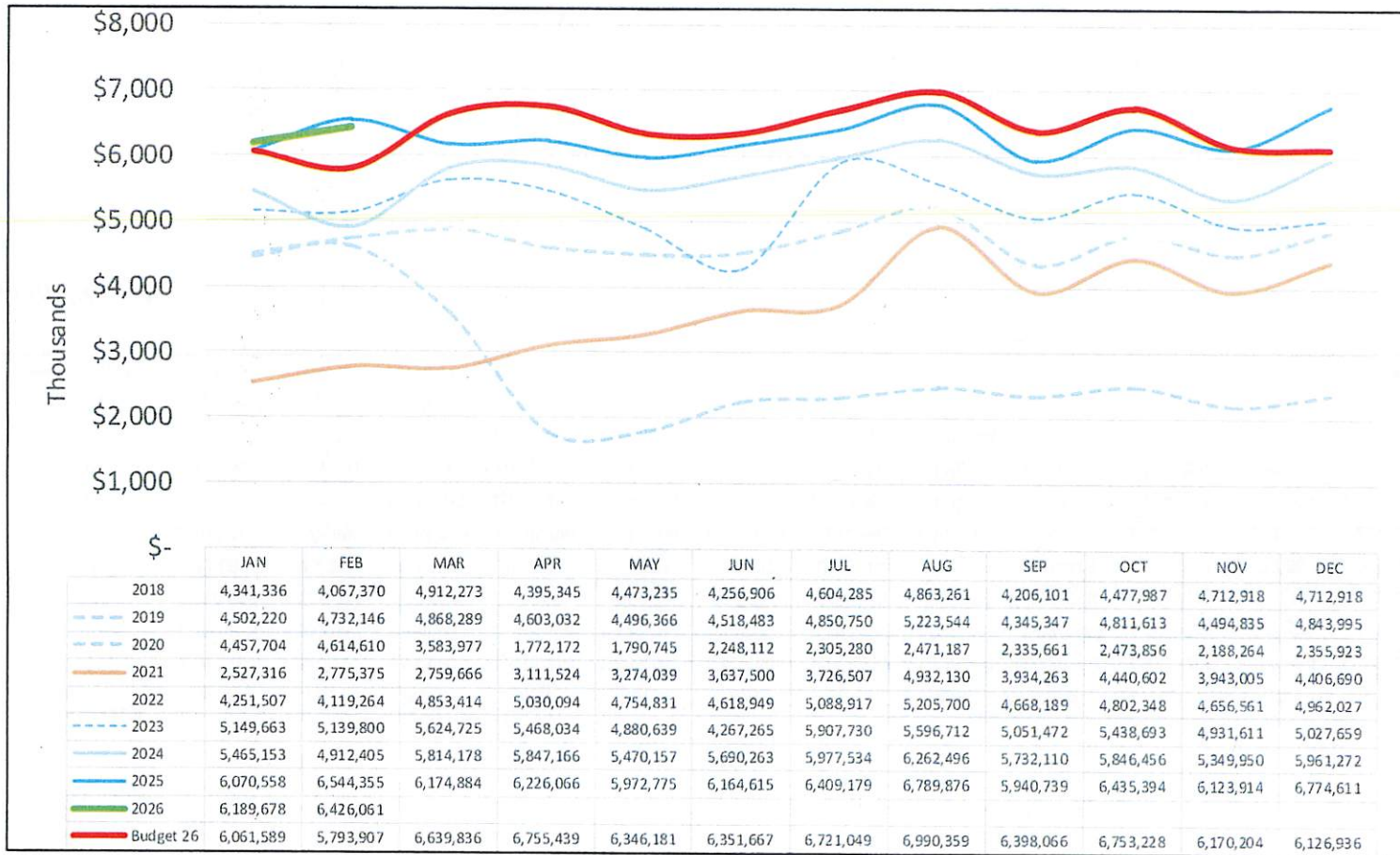
Monthly Enplanements



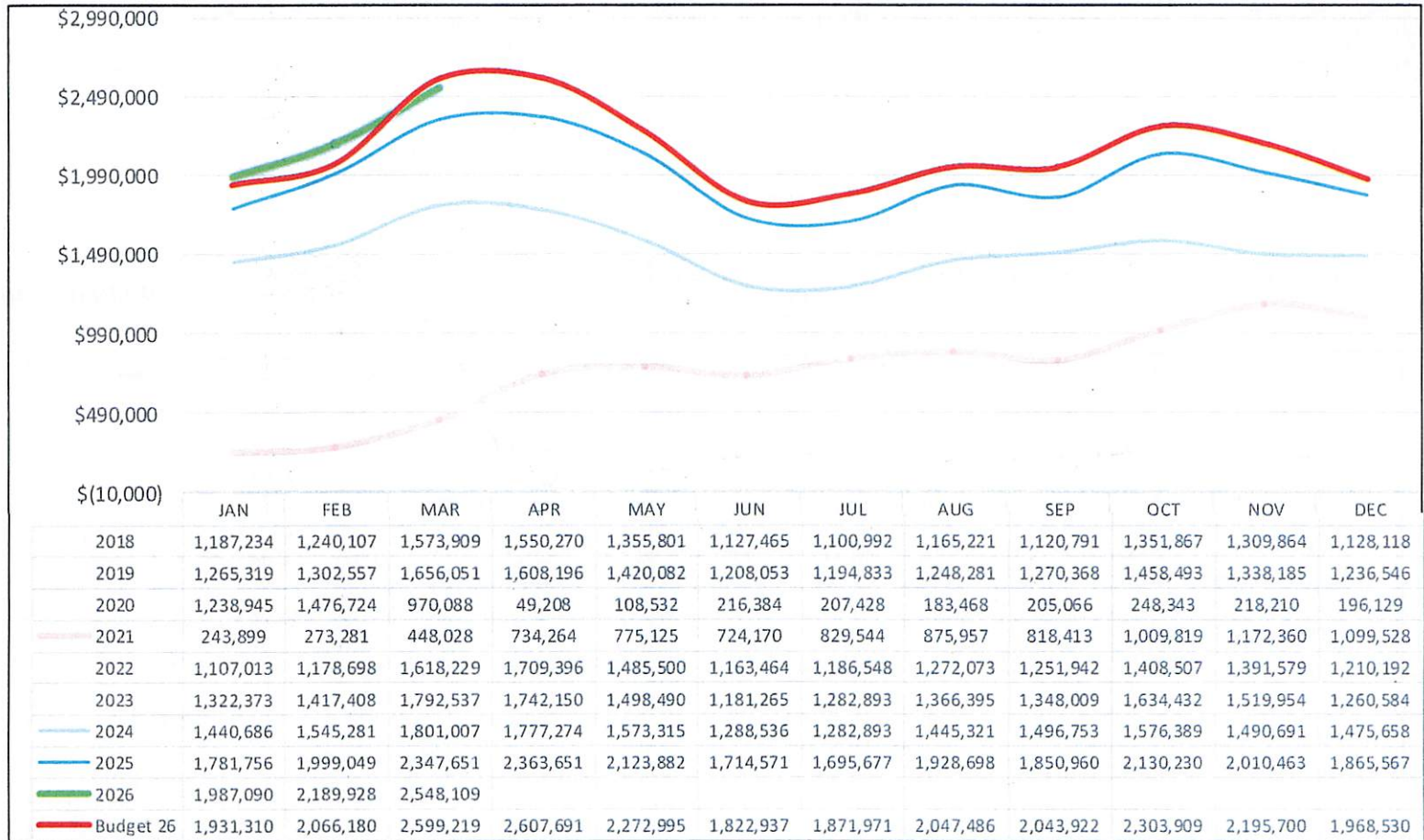
Monthly Jet A FBO only (gallons)



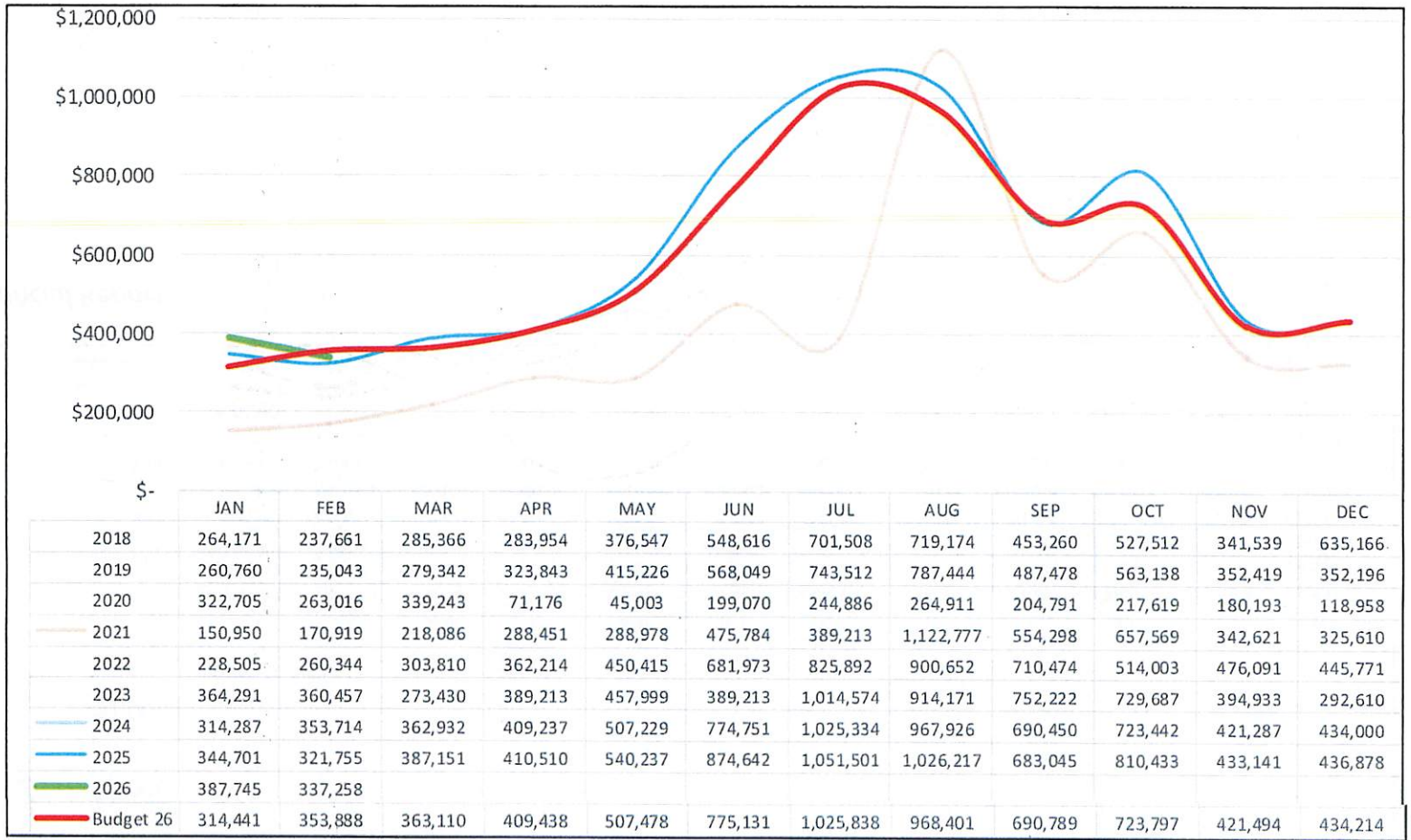
Operating Revenue (including FBO)



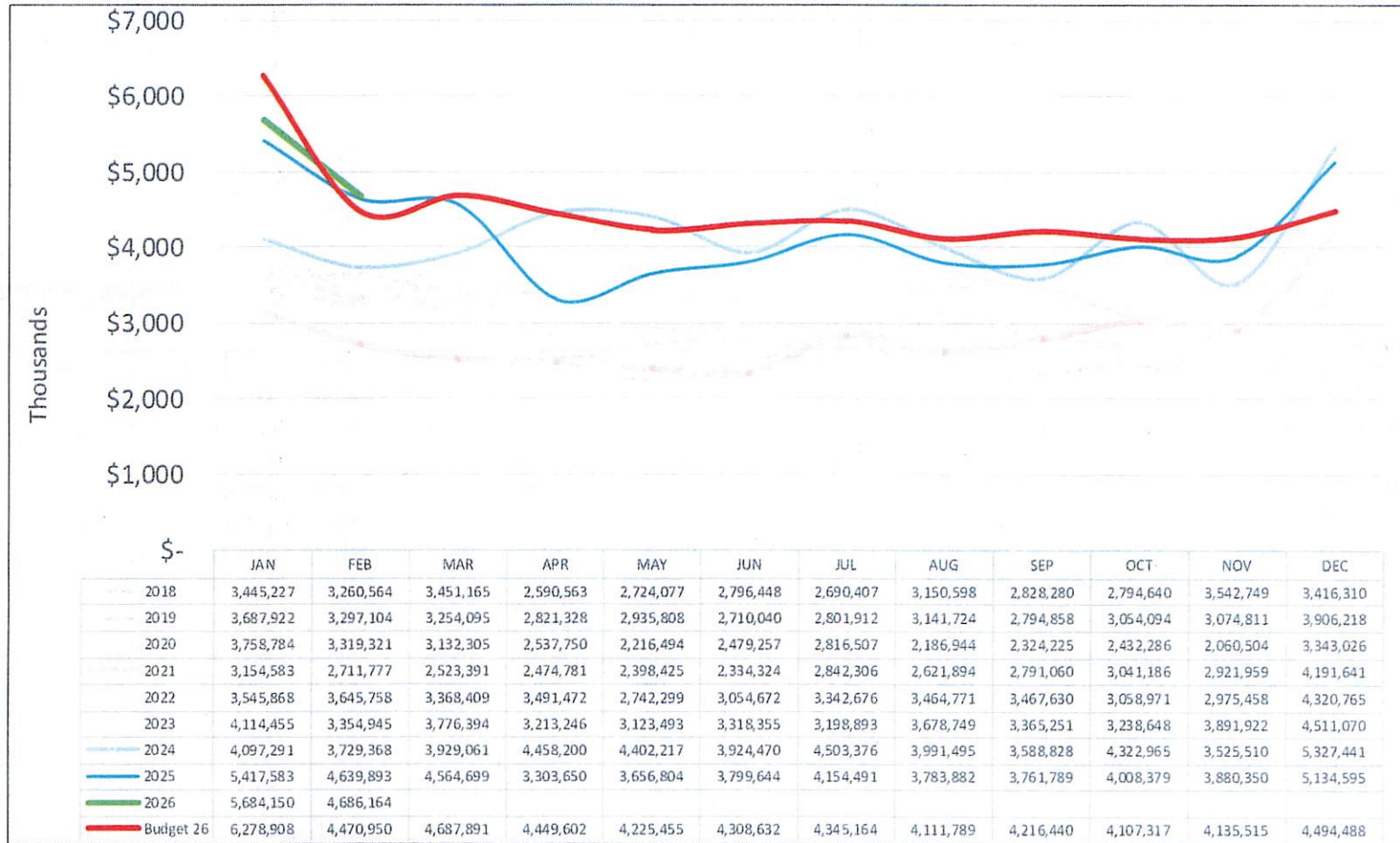
Parking Revenues



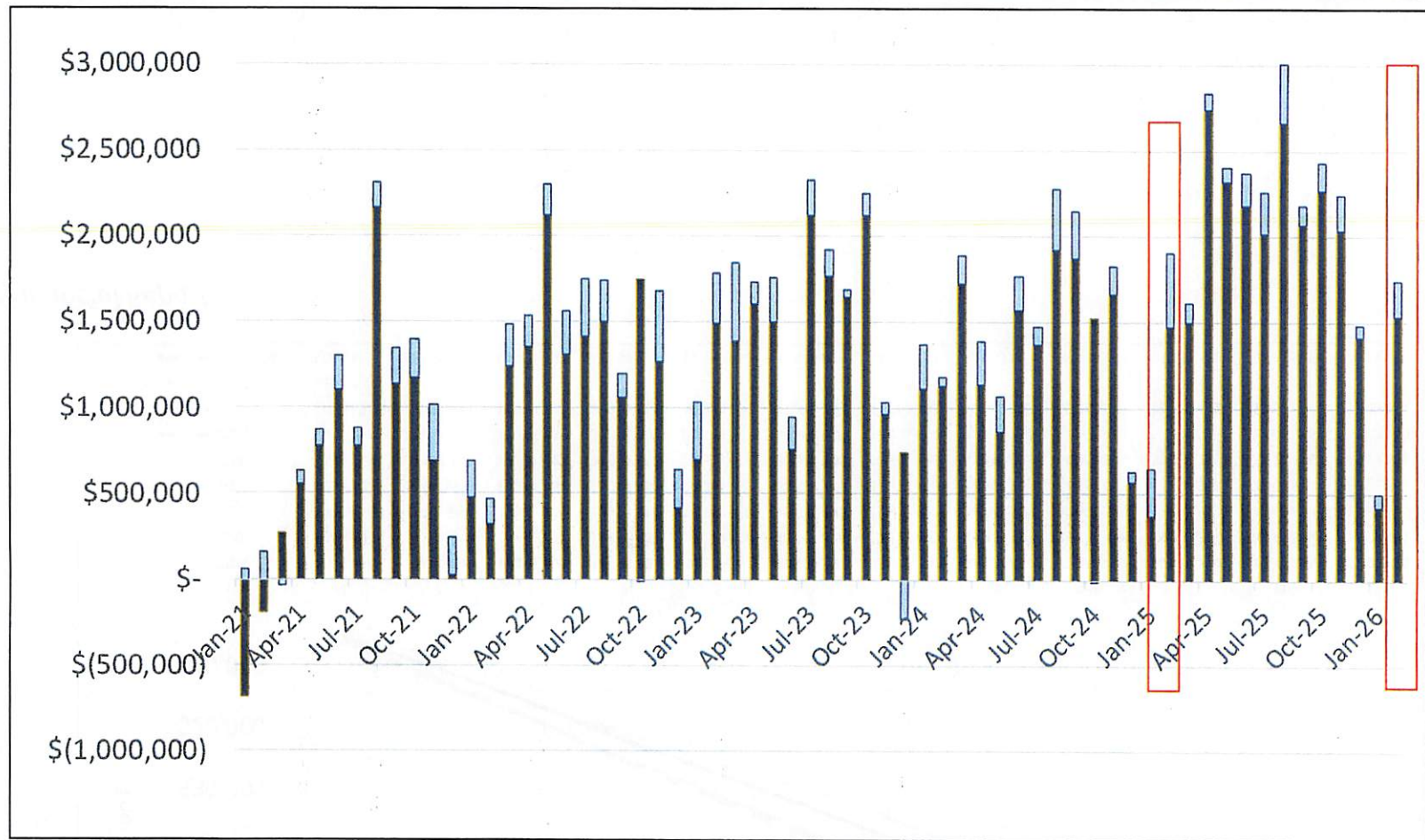
Rental Car Revenues



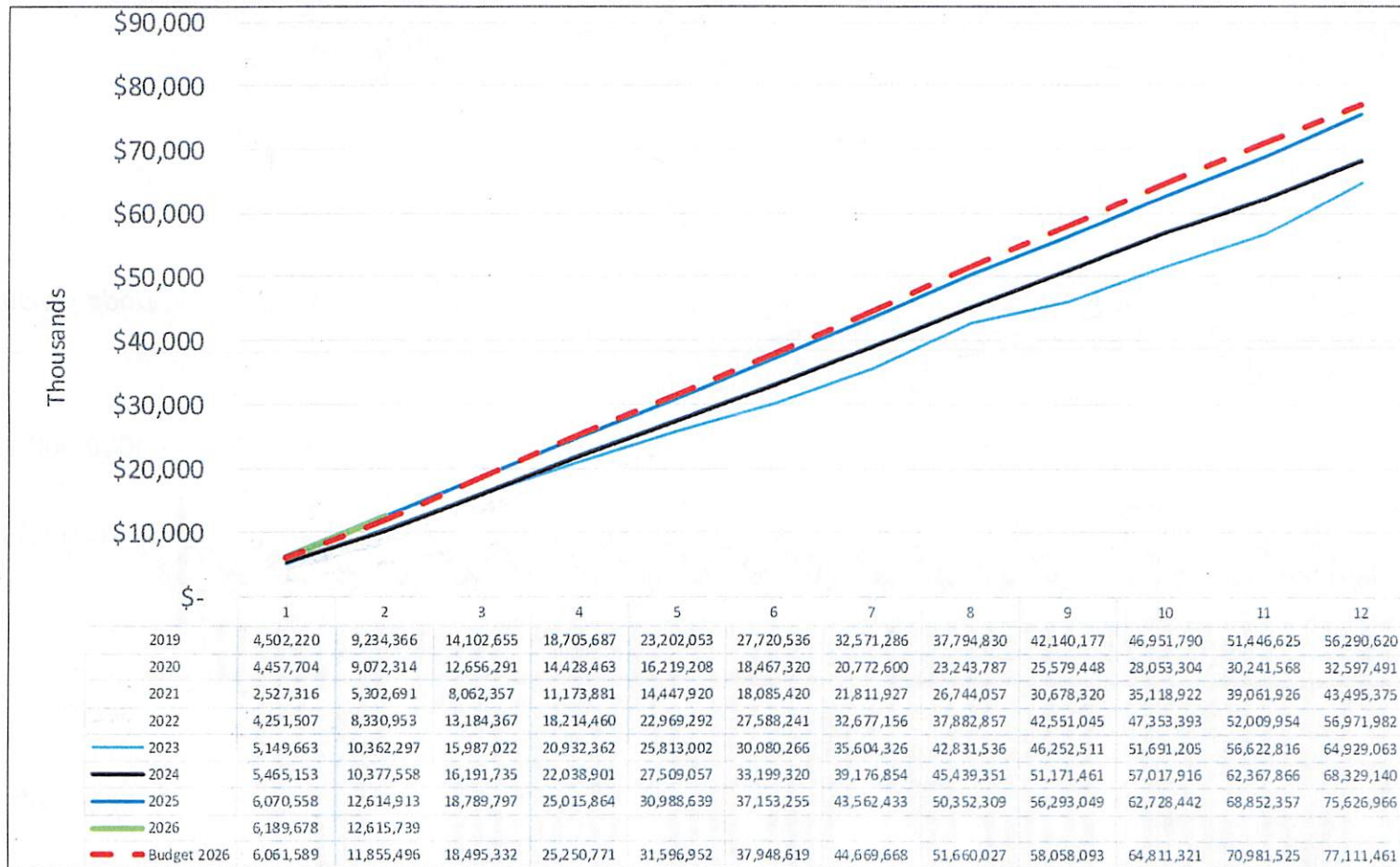
Operating Expense (including FBO)



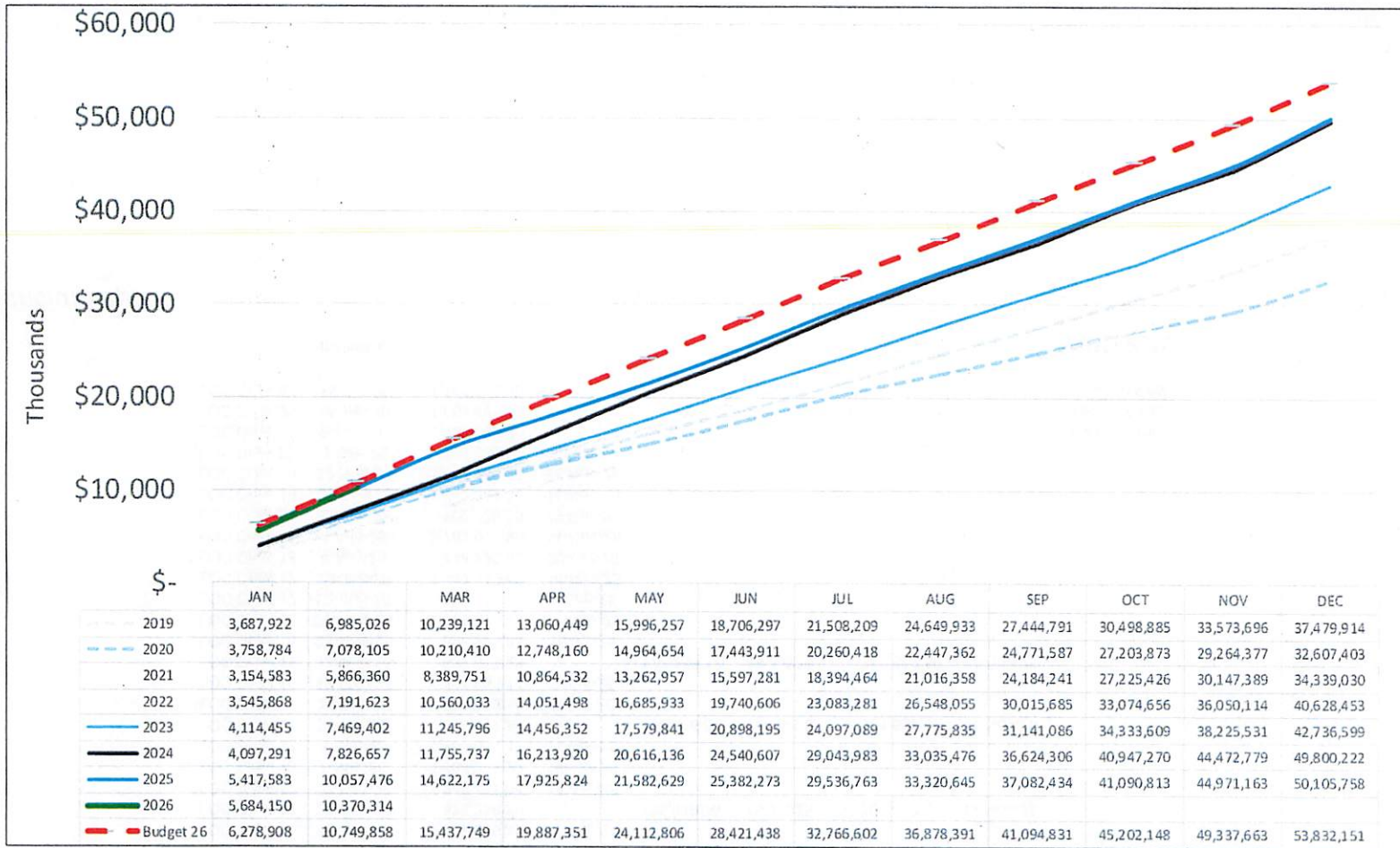
Operating Net Profit, Airport and FBO



YTD Operating Revenue (excluding CARES) vs. YTD Budget (including FBO)



YTD Operating Expense vs. YTD Budget (including FBO)



Line of Credit Draws

Line of Credit Activity

	Draw Date	Amount	Repayment Date	Partial Repayment Amount	Partial Repayment Date	Partial Repayment Amount	Partial Repayment Date	Current LOC Balance
LOC Draw 01	8-Mar-24	\$ 984,381.73	12-Aug-24					
LOC Draw 02	8-Mar-24	761,816.97	2-Apr-24					
LOC Draw 03	20-Mar-24	959,655.24	8-Apr-24					
LOC Draw 04	9-May-24	2,152,308.12	1-Jul-24					
LOC Draw 05	9-May-24	1,285,737.86	1-Jul-24					
LOC Draw 06	14-Jun-24	2,586,897.15	2-Oct-24					
LOC Draw 07	14-Jun-24	2,337,750.23	2-Oct-24					
LOC Draw 08	22-Aug-24	4,055,372.75	16-Oct-24					
LOC Draw 09	15-Nov-24	3,159,332.20	10-Jan-25					
LOC Draw 10	23-Dec-24	1,554,653.15		293,829.45	15-Jul-25	1,260,823.70	14-Nov-25	
LOC Draw 11	16-Jan-25	1,045,137.75		197,531.03	15-Jul-25	847,606.72	14-Nov-25	
LOC Draw 11	16-Jan-25	1,667,596.47	27-Mar-25					
LOC Draw 12	27-Feb-25	875,236.80		165,419.76	15-Jul-25	709,817.04	14-Nov-25	
LOC Draw 12	27-Feb-25	1,342,431.04	18-Apr-25					
LOC Draw 13	5-Mar-25	1,104,266.22	18-Apr-25					
LOC Draw 13	5-Mar-25	1,366,011.17	18-Apr-25					
LOC Draw 14	28-Apr-25	618,447.81		116,886.64	15-Jul-25	501,561.17	14-Nov-25	
LOC Draw 14	28-Apr-25	579,232.10	2-Jun-25					
LOC Draw 15	12-May-25	391,933.11	2-Jun-25					
LOC Draw 15	12-May-25	937,919.23		177,266.73	15-Jul-25	760,652.50	14-Nov-25	
LOC Draw 16	28-May-25	896,225.85	15-Jul-25					
LOC Draw 16	28-May-25	1,099,420.41	14-Nov-25					
LOC Draw 17	23-Jun-25	326,556.42	4-Sep-25					
LOC Draw 17	23-Jun-25	1,442,159.62	14-Nov-25					
LOC Draw 18	4-Aug-25	448,729.65	30-Oct-25					
LOC Draw 18	4-Aug-25	2,761,014.98	14-Nov-25					
LOC Draw 19	22-Sep-25	502,138.65	29-Dec-25					
LOC Draw 19	22-Sep-25	1,712,359.32	14-Nov-25					
LOC Draw 19	22-Sep-25	1,547,250.22	14-Nov-25					
LOC Draw 20	9-Dec-25	788,486.03	2-Feb-26					
LOC Draw 20	9-Dec-25	2,438,083.80						2,438,083.80
LOC Draw 21	14-Jan-26	1,863,455.39						1,863,455.39
LOC Draw 21	14-Jan-26	1,642,515.80						1,642,515.80
Outstanding								<u>\$ 5,944,054.99</u>

Airline Schedules


Albany International Airport Airline and Direct Market Flights For the week of April 12, 2026

<u>AIRLINE</u>	<u>Sunday</u>	<u>Monday</u>	<u>Tuesday</u>	<u>Wednesday</u>	<u>Thursday</u>	<u>Friday</u>	<u>Saturday</u>
Allegiant	4	4	1		3	3	1
American	14	14	15	15	15	15	14
Avelo	1				1		
Breeze	1	2	1	1	1	2	1
Delta	8	9	9	9	9	9	7
Jet Blue	5	5	3	3	3	3	3
Southwest	12	11	11	11	11	11	12
United	8	8	8	8	8	8	8
	53	53	48	47	51	51	46

DIRECT MARKET

	<u>Sunday</u>	<u>Monday</u>	<u>Tuesday</u>	<u>Wednesday</u>	<u>Thursday</u>	<u>Friday</u>	<u>Saturday</u>
Atlanta	3	3	3	3	3	3	3
Baltimore	5	5	5	5	5	5	5
Charleston		1				1	
Charlotte	3	3	3	3	3	3	3
Charlotte/Concord	1				1		
Chicago-Midway	2	2	2	2	2	2	1
Chicago-O'Hare	7	7	8	8	8	8	8
Denver	1						
Detroit	3	4	4	4	4	4	3
Fort Lauderdale	3	4	2	2	2	3	2
Ft. Myers				1			1
Miami							1
Myrtle Beach		1				1	
Nashville	1	1	1	1	1	1	1
New York LaGuardia	2	2	2	2	2	2	1
Orlando	4	4	3	3	3	3	4
Orlando/Sanford	1				1		
Philadelphia	4	4	4	4	4	4	4
Punta Gorda	1	1	1		1		
Raleigh Durham	1	1	1		1	1	
Sarasota Bradenton	1				1		
St. Petersburg	1	1				1	
Tampa	1	1	1	1	1	1	2
Washington/Dulles	4	4	4	4	4	4	4
Washington/Reagan	4	4	4	4	4	4	3
	53	53	48	47	51	51	46

THANK YOU



ALBANY

INTERNATIONAL AIRPORT

PROJECT DEVELOPMENT

ALB




TERMINAL ELEVATOR REPLACEMENT

Elevator 9 (B Concourse)

- Completed April 6

ALB



SOUTH PERIMETER ROAD



ALB

CAR RENTAL FACILITY



ALB

GENERAL AVIATION APRON REHAB

VTR

ALB



UPGRADE
LANDING STRIP

TRAFFIC SIGNAL UPGRADE




ALB

FUEL FARM FIRE SUPPRESSION

ALB



MALSR LIGHTS



ALB

TRANSFORMER UPGRADE



ALB

BLAST WALL EXPANSION



ALB

EXTERIOR WAYFINDING

VTB

ALB

Wayfinding

Wayfinding

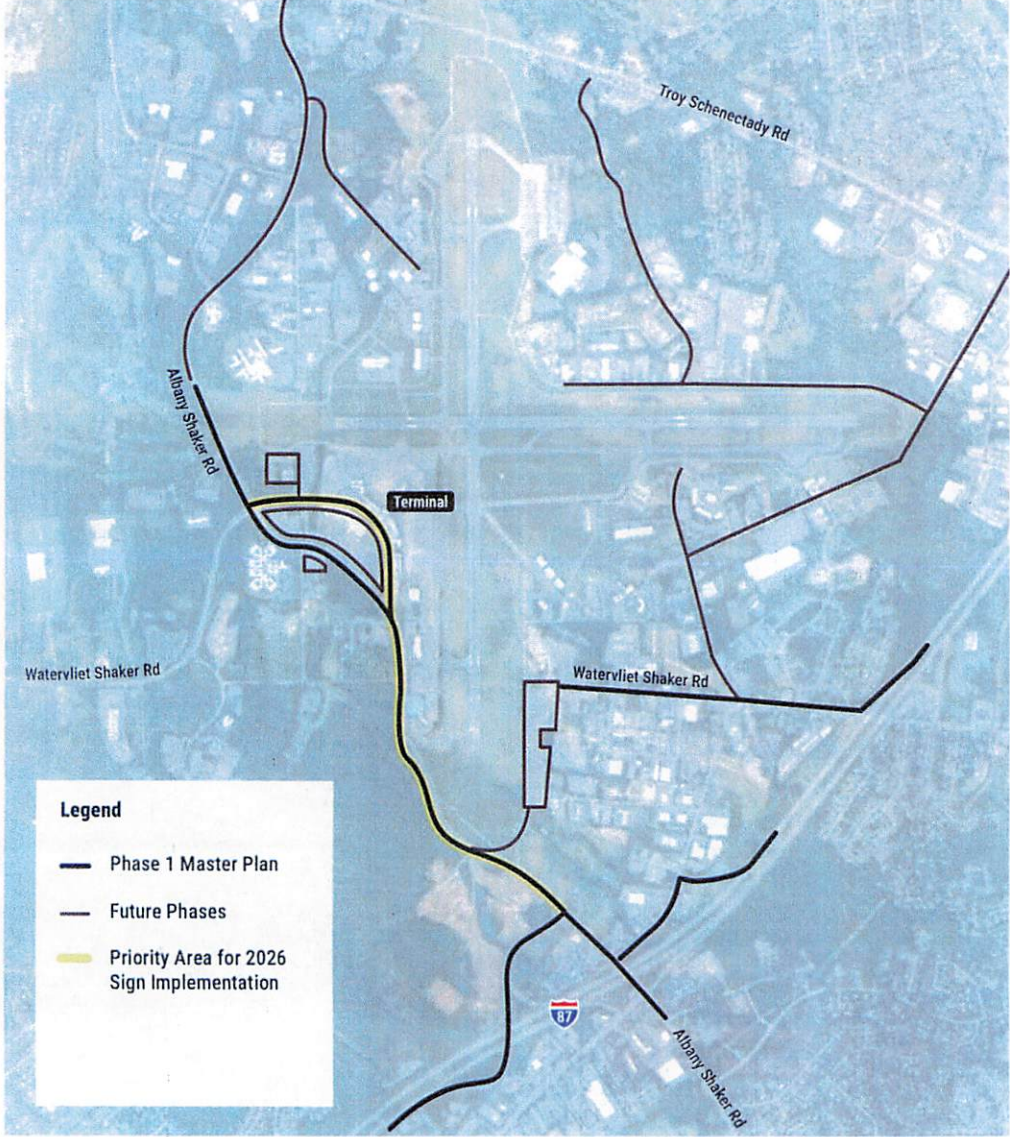
Wayfinding



EXTERIOR WAYFINDING

Project Scope

VTS



WAYFINDING
EXTERIOR



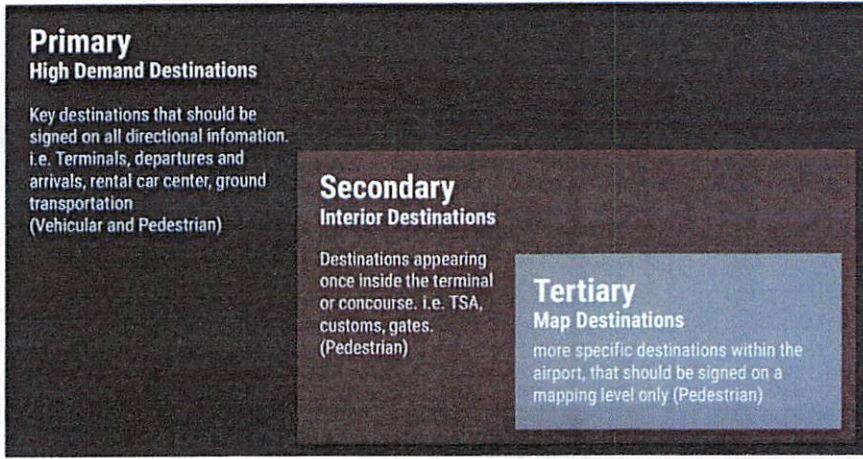
EXTERIOR
WAYFINDING
Brand Compliance



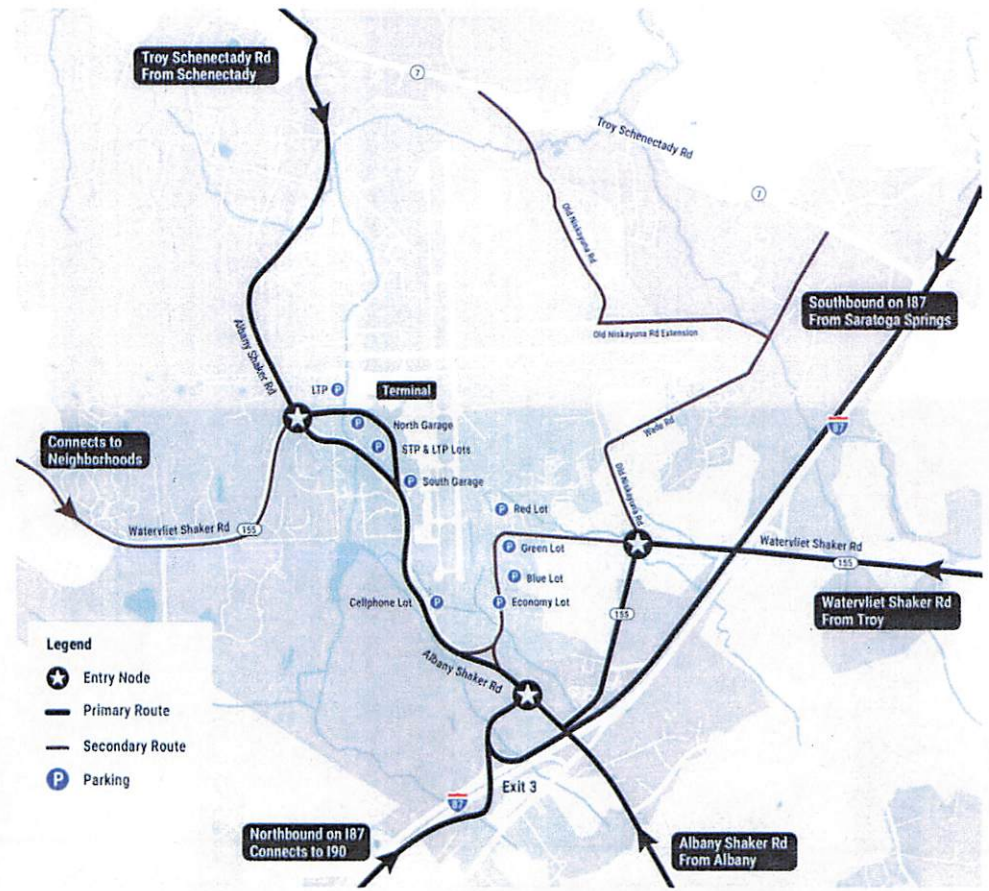
WAYFINDING
EXTERIOR

REPORT

EXTERIOR WAYFINDING



Destination Hierarchy



Vehicular Routing – Entry Nodes



EXTERIOR WAYFINDING

Best Practices – Wayfinding Guidelines

Consistency &
Clarity

Directional
Signs

Accessibility

Legibility

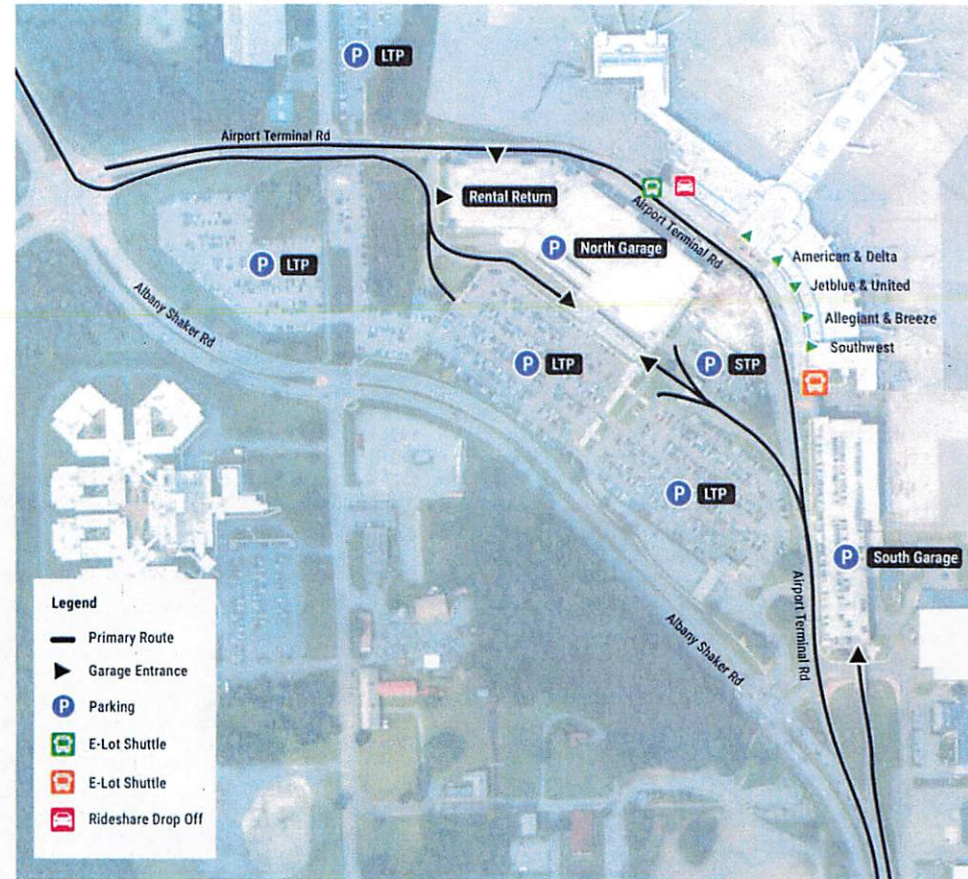
Regulatory &
Safety Signs

Integration &
Technology

Placement

Informational
Signs

Planning &
Maintenance




Vehicular Routing – Terminal

HERITAGE LOT



CONCESSIONS & AMBASSADOR PROGRAM



ALB

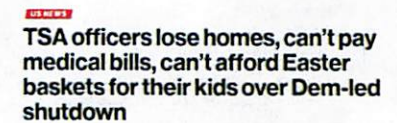
PUBLIC AFFAIRS



ALB

RECENT MEDIA COVERAGE

Government Shutdown



ICE agents not expected at Albany International Airport

Albany Airport avoids delays as 400 TSA workers quit nationwide

RECENT MEDIA COVERAGE

*Regional Food Bank Supports
ALB's TSA Officers*



ALB




RECENT MEDIA COVERAGE

Impact of LaGuardia Crash at ALB



ALB



RECENT MEDIA COVERAGE

*Siena Basketball Team's
NCAA Tournament Charter Flight*



RECENT MEDIA COVERAGE

ALB Wayfinding Plan

ALBANY
BUSINESS REVIEW

ALB



333 778

4723

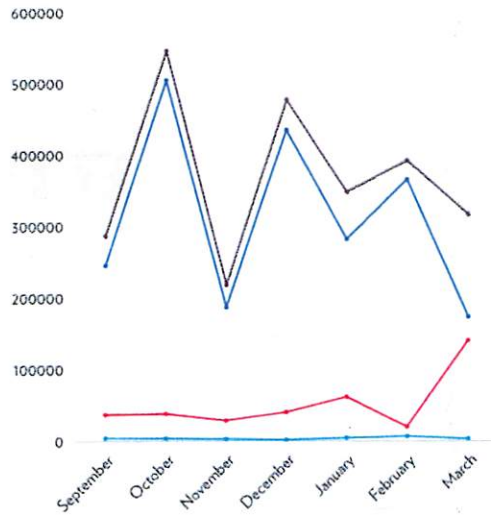
8 188

2023 WEDIV BULALOBNEWS

SOCIAL MEDIA PERFORMANCE

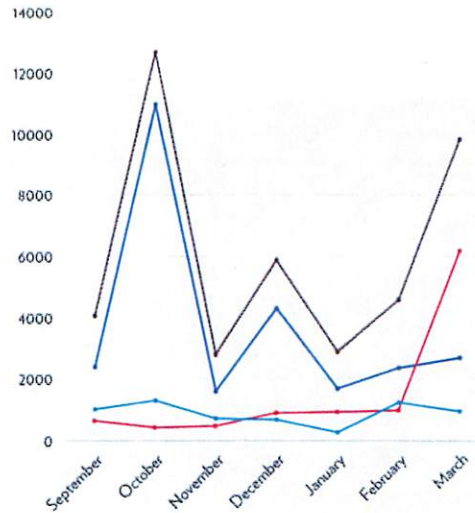
392,246

Views



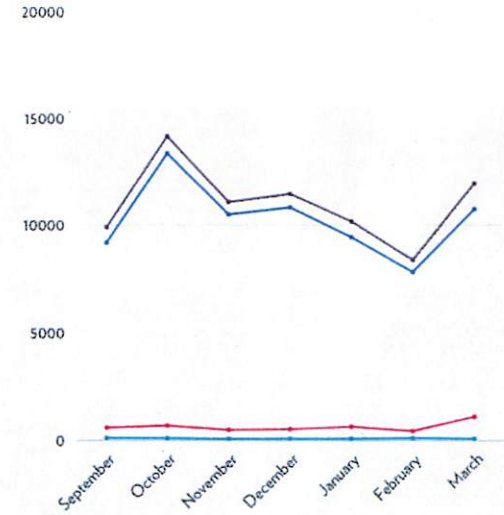
4,591

Interactions



8,388

Profile Visits



ALB

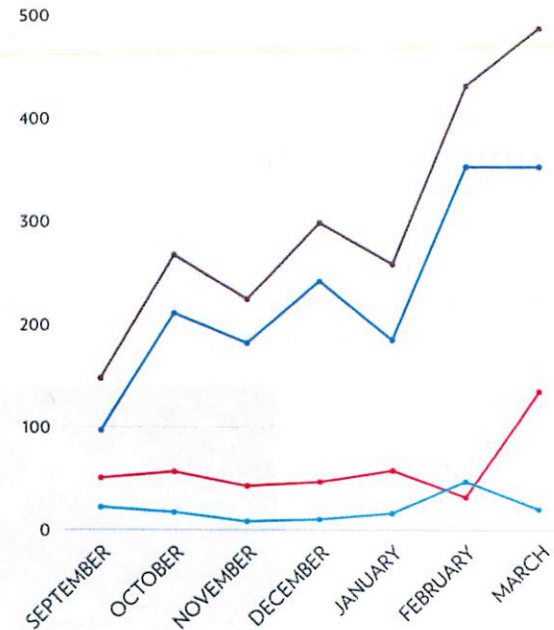


March 2026

SOCIAL MEDIA AUDIENCE

	20,446 Followers
	2,967 Followers
	1,539 Followers
	24,952 Followers

507
New Followers



TOP PERFORMING POST

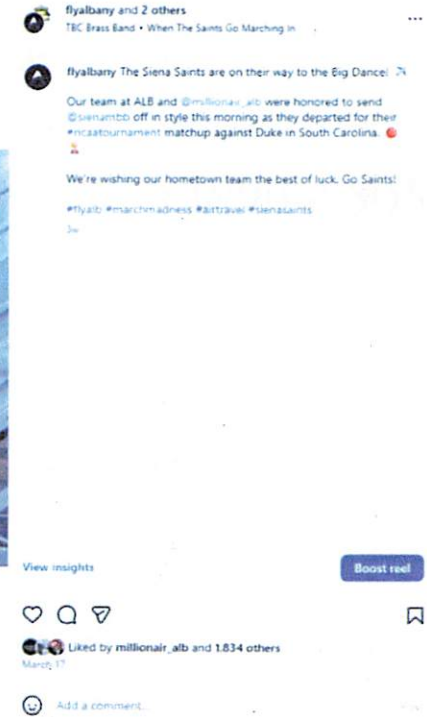
Siena NCAA Basketball Tournament Charter Departs ALB

ALB's All-Time Top-Performing Instagram Post

- 17,172 Views
- 832 Interactions
- 1 Day & 10 Hours of watch time

Facebook Performance

- 43,152 Views
- 1,198 Interactions
- 4 Days & 6 Hours of watch time



ALB

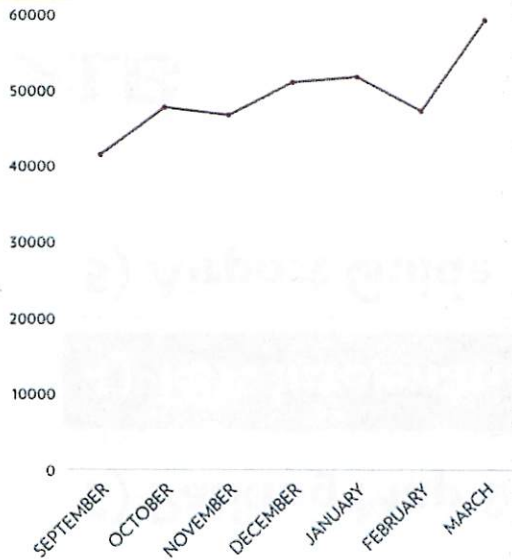
March 2026

WEBSITE TRAFFIC

March 2026

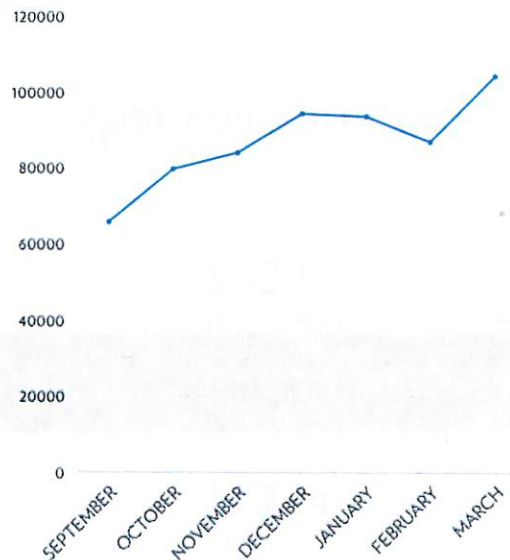
59,334

Users



104,276

Sessions



201,549

Page Views



albanyairport.com

WEBSITE TRAFFIC

Most Visited Pages (March 2026)

PAGE	VIEWS	% of TOTAL
1) Flights	67,627	34.34%
2) Home Page	54,777	27.81%
3) Parking Map & Info	11,334	5.75%
4) TSA Information	7,787 (+438%)	3.95%
5) Airport Guide	7,734	3.93%

albanyairport.com



Navigate Albany Airport with the Interactive Map

SPECIAL EVENTS

Monday, April 6

United Airlines

100th Anniversary



ALB

SPECIAL EVENTS

Tuesday, April 14

Patriot Flight



ALB

SPECIAL EVENTS

Saturday, April 18

Leatherstocking Honor Flight



ALB

SPECIAL EVENTS

Friday, April 24

Departure Hall

Partial Opening



ALB

SPECIAL EVENTS

Thursday, April 30

United Airlines

Inaugural Flight to Denver



ALB

LOCAL PILOTS RECEIVE LICENSES

SPECIAL EVENTS

Friday, May 1

Dignified Transfer of
WWII Veteran Lt. Joseph Burke



TWO SIENA COLLEGE students are the first in the Albany Area to qualify as air pilots under the pilot training program of the Civilian Aeronautical Authority of the Federal Government. At the left, Glenn L. Bowers, aeronautical inspector for the CAA, is pictured with Joseph

Joseph Burke of Troy and Harry Muldoon, Schenectady, next in order. Burke and Muldoon are the new pilots. At the right, Supt. Joseph F. Fitegeraid of Albany Airport looks on.

—Times-Union Staff Photo

ALB

SPECIAL EVENTS

Monday, April 6

United Airlines
100th Anniversary

Tuesday, April 14

Patriot Flight

Saturday, April 18

Leatherstocking Honor Flight

Friday, April 24

Departure Hall
Partial Opening

Thursday, April 30

United Airlines
Inaugural Flight to Denver

Friday, May 1

Dignified Transfer of
WWII Veteran Lt. Joseph
Burke




ART & CULTURE PROGRAM

ALBANY INTERNATIONAL AIRPORT



ALB

AIRPORT PLANNING



CH2M
 CH2M CONSULTING, INC.
 111 WINDY CIRCLE
 ALBANY, NEW YORK 12205
 (518) 437-4500
 WWW.CH2MCONSULTING.COM



AIRPORT LAYOUT PLAN
 FUTURE AIRPORT LAYOUT PLAN

BOOK IN
 CH2M
 1518

MAIN ENTRANCE ROUNDBABOUT PROPOSAL

Concept 1

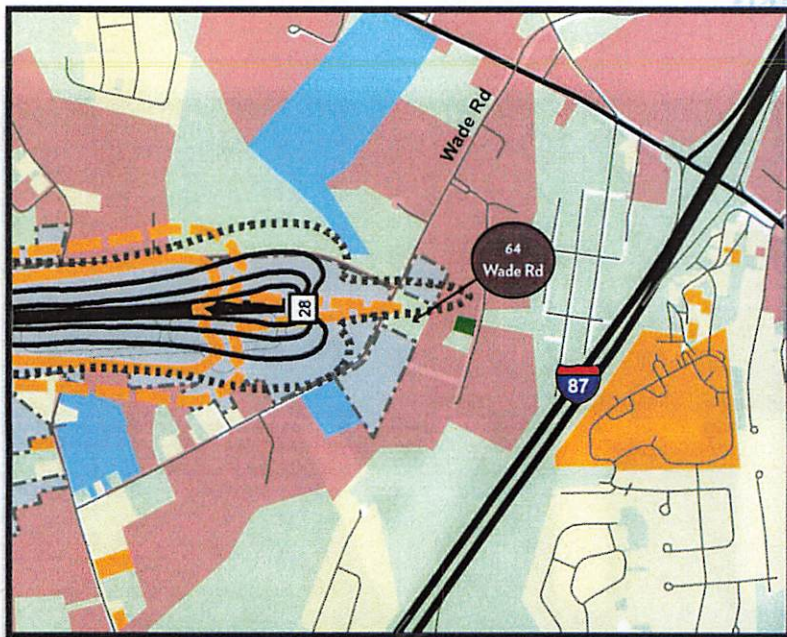


MAIN ENTRANCE ROUNDBABOUT PROPOSAL

Concept 2



64 WADE ROAD ACQUISITION



ALB



ALB

ALBANY

INTERNATIONAL AIRPORT



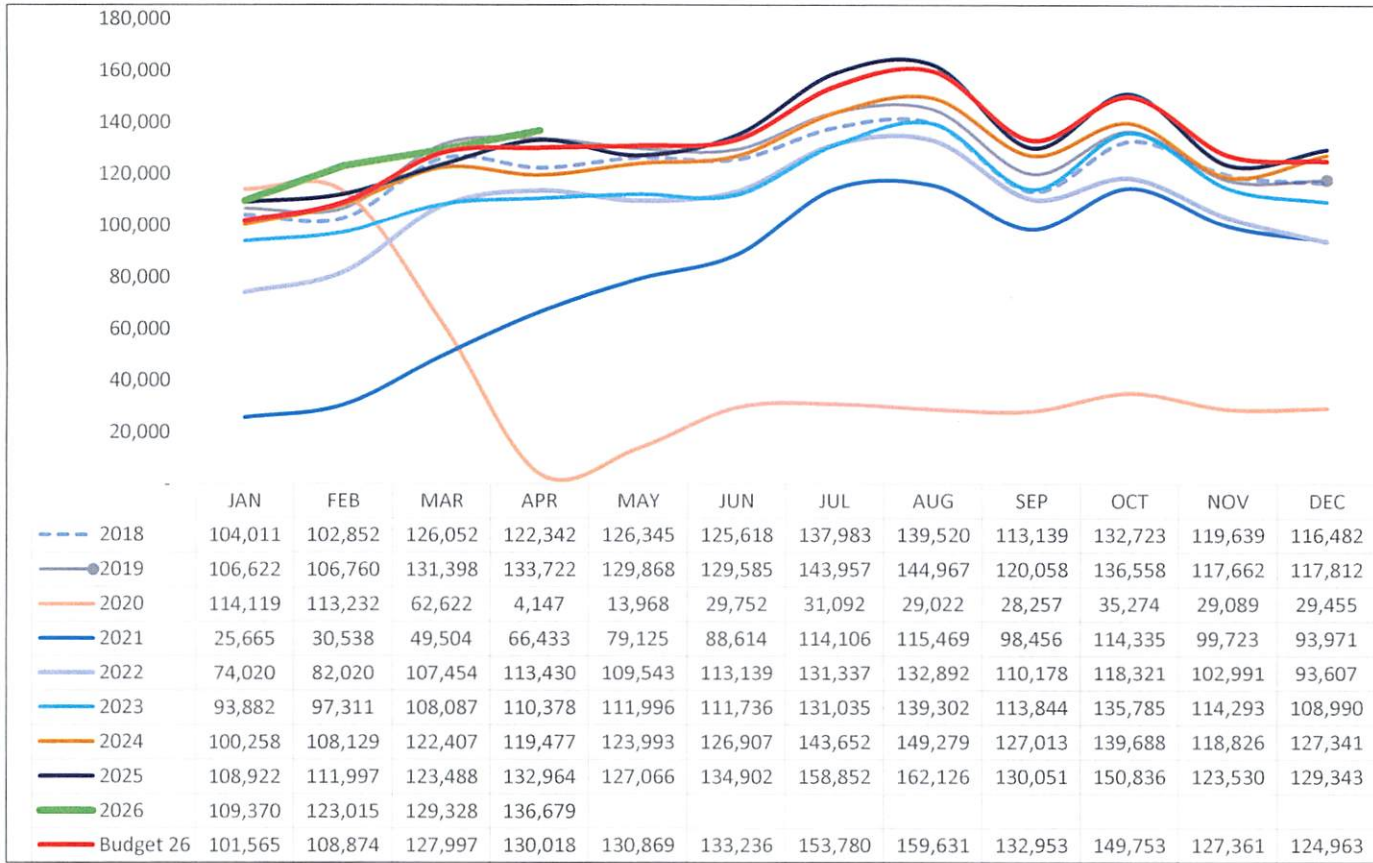
FINANCIAL REPORT

March 2026

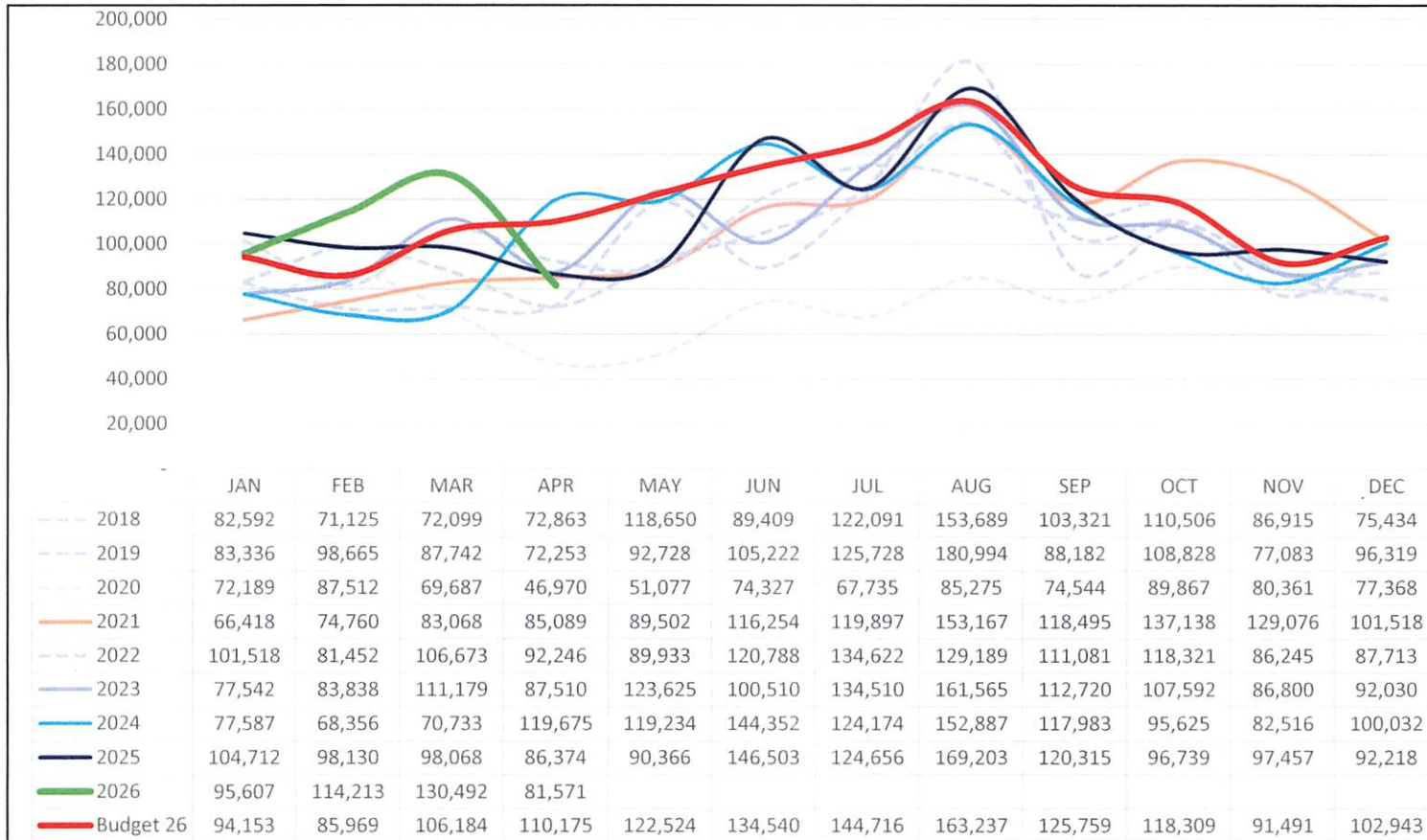
View 32, 33, 34, 35



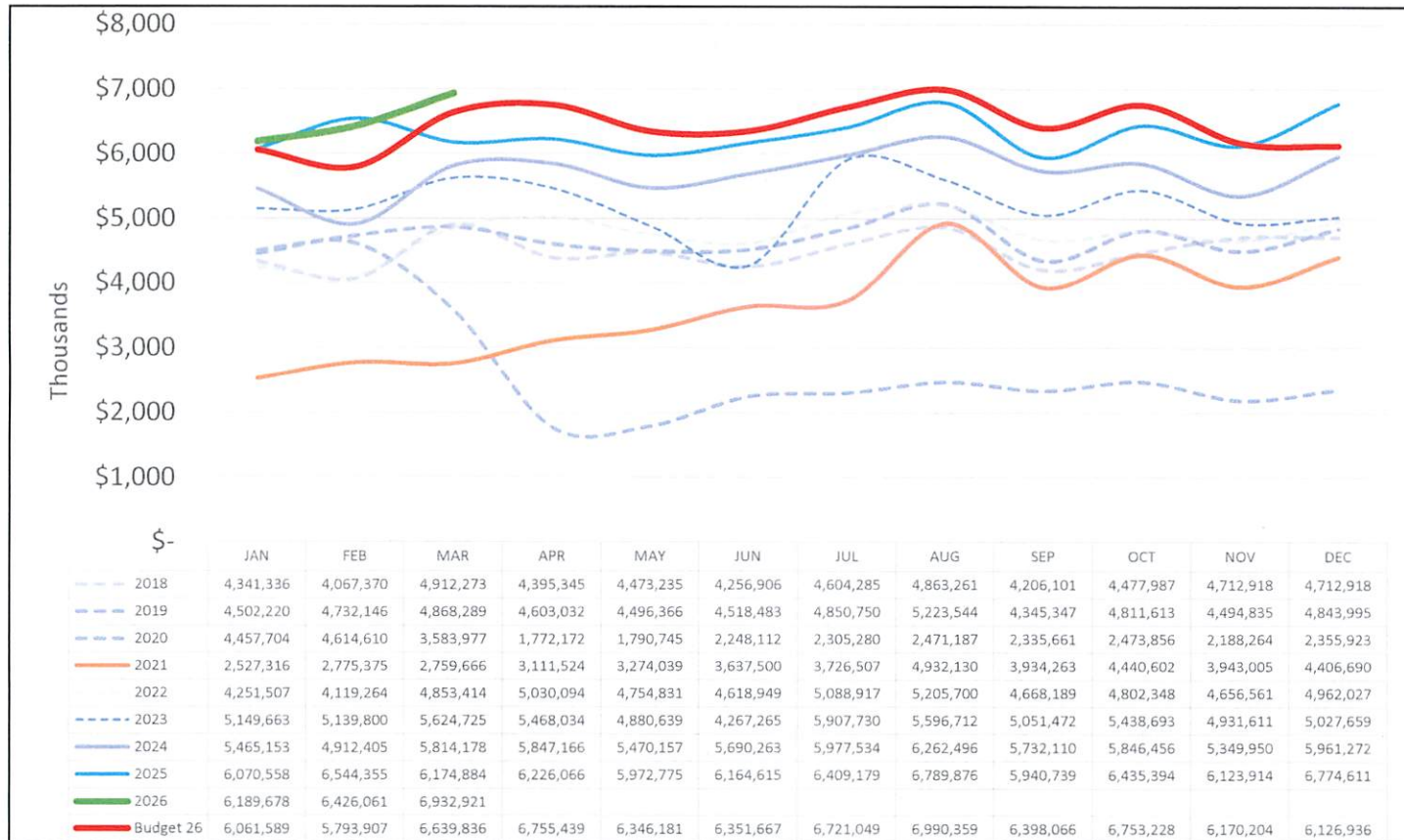
Monthly Enplanements



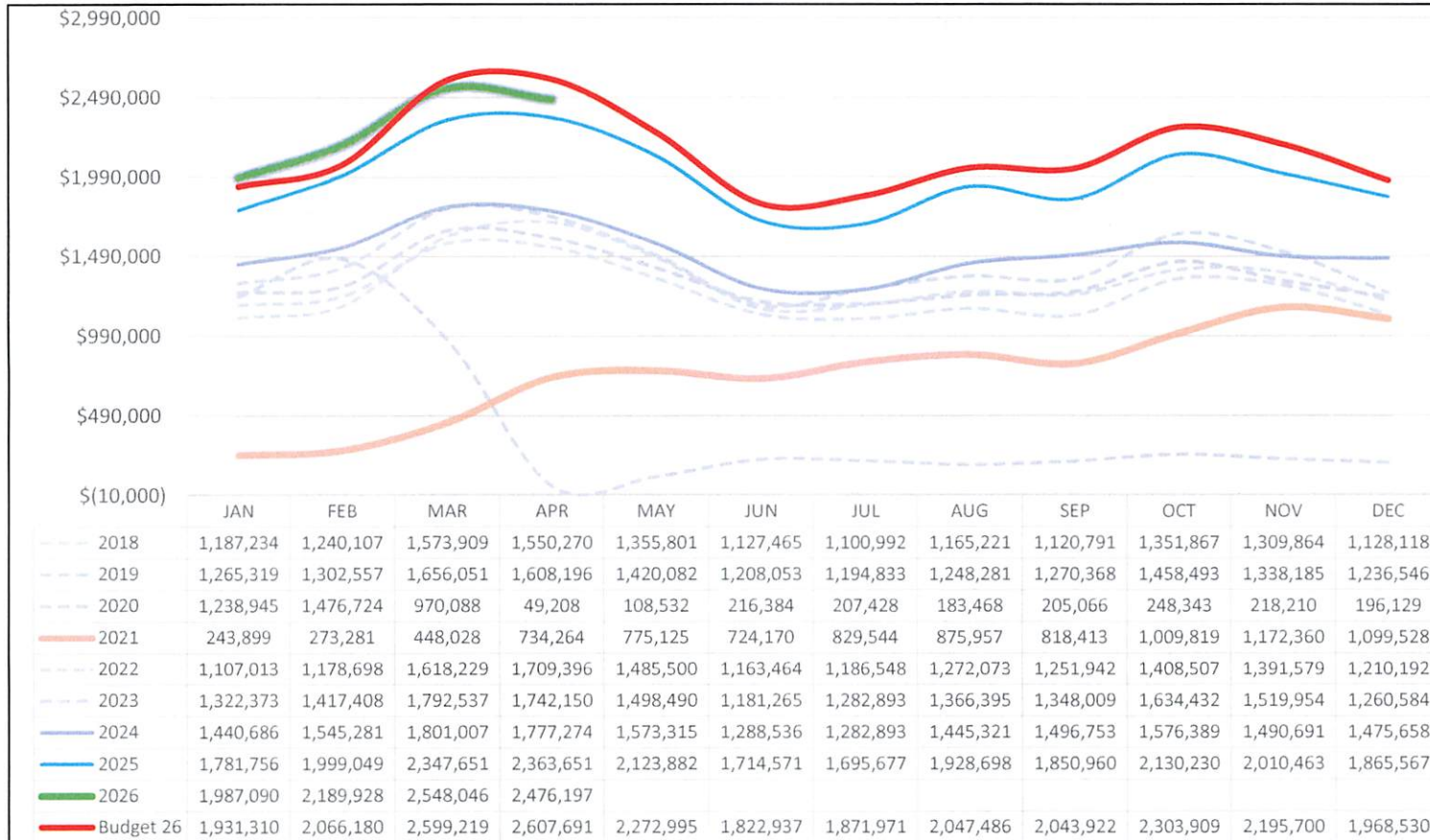
Monthly Jet A FBO only (gallons)



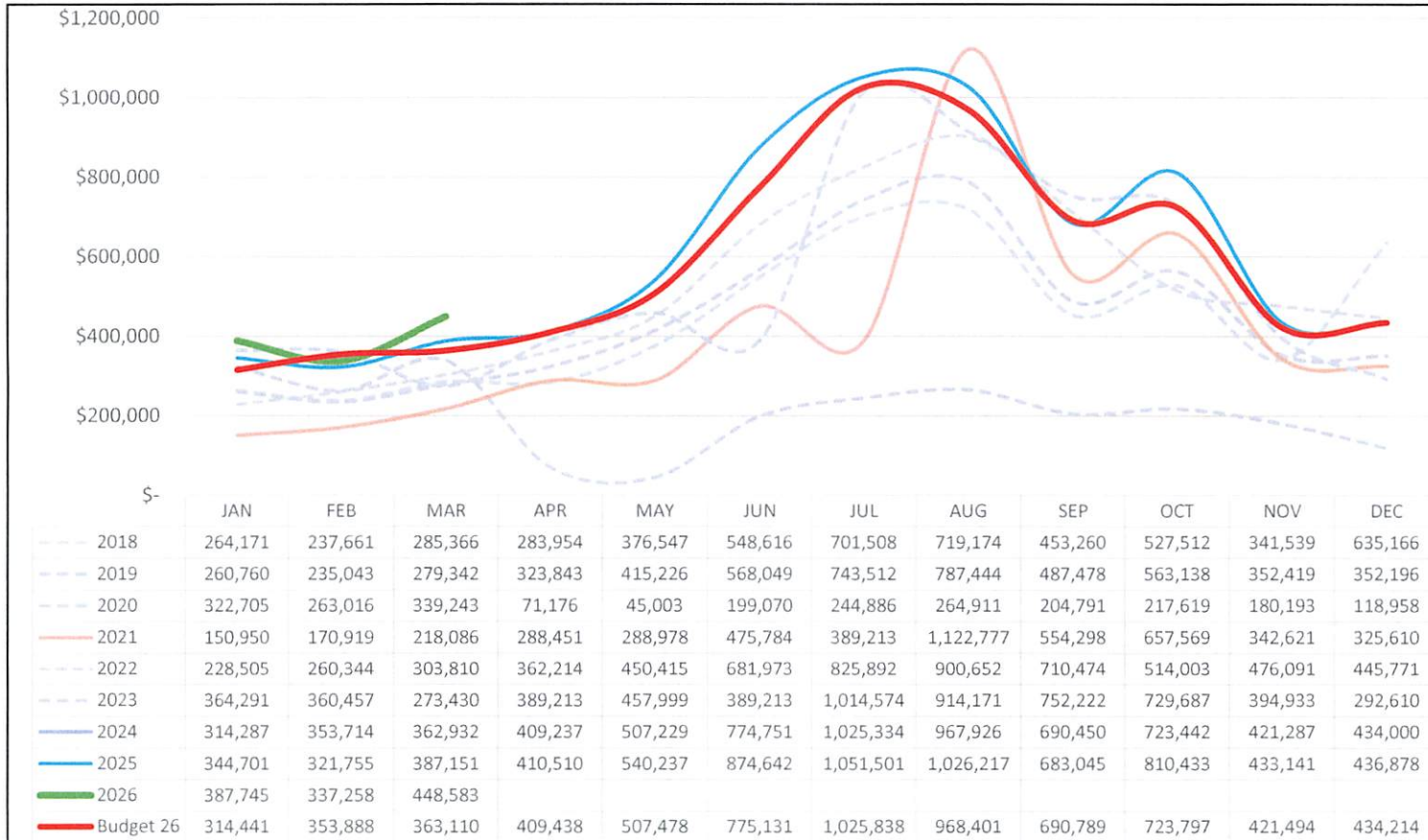
Operating Revenue (including FBO)



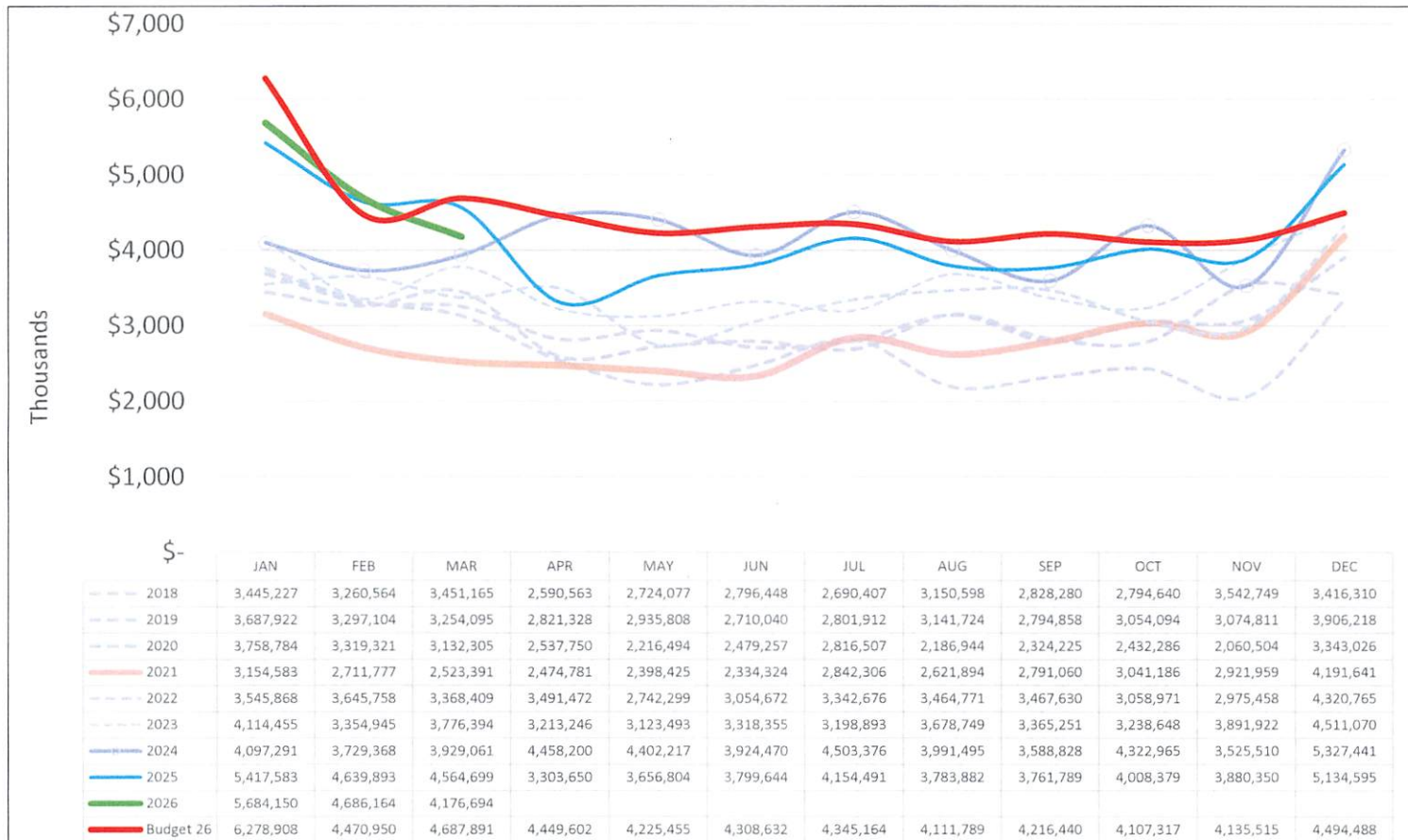
Parking Revenues



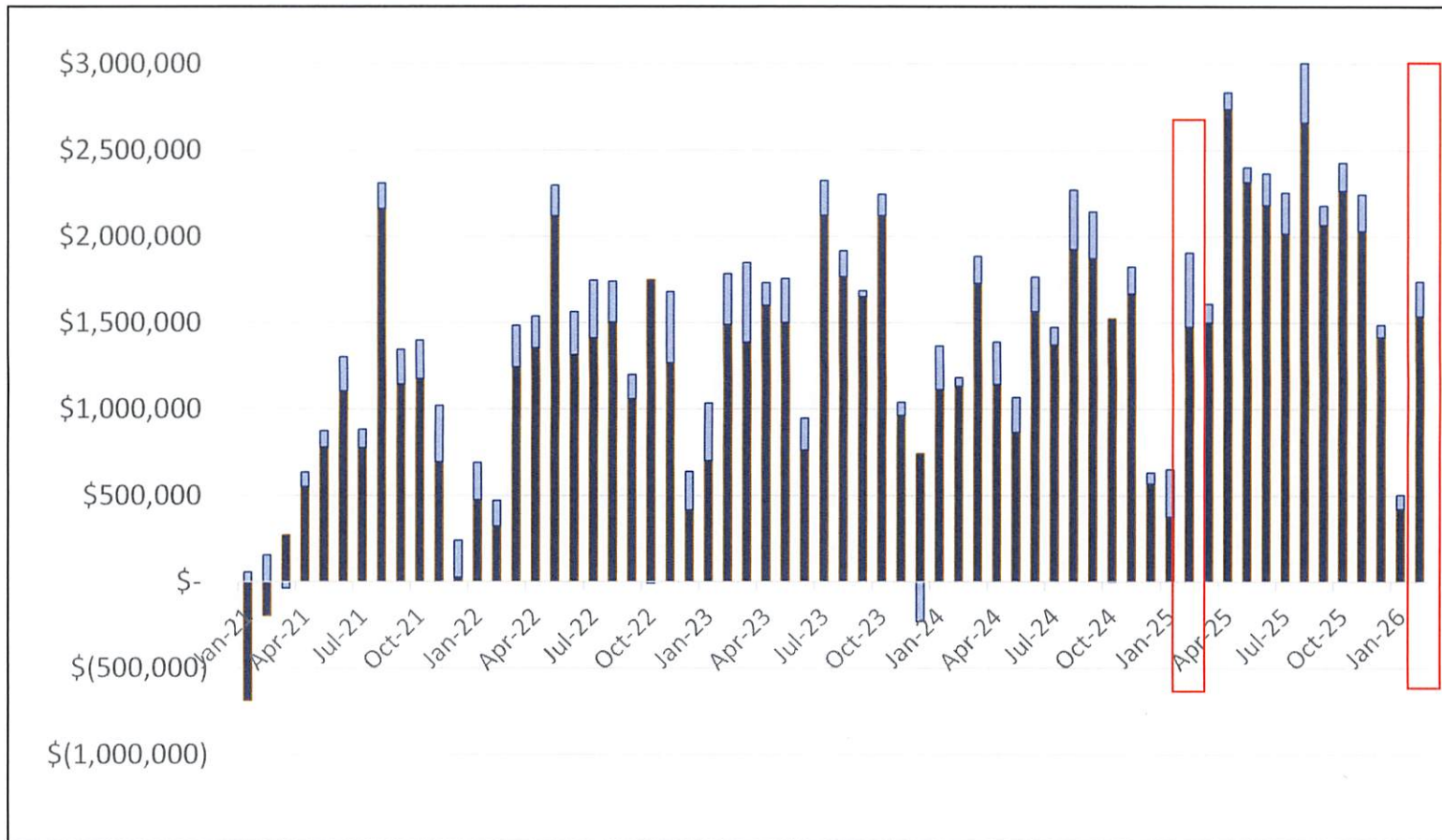
Rental Car Revenues



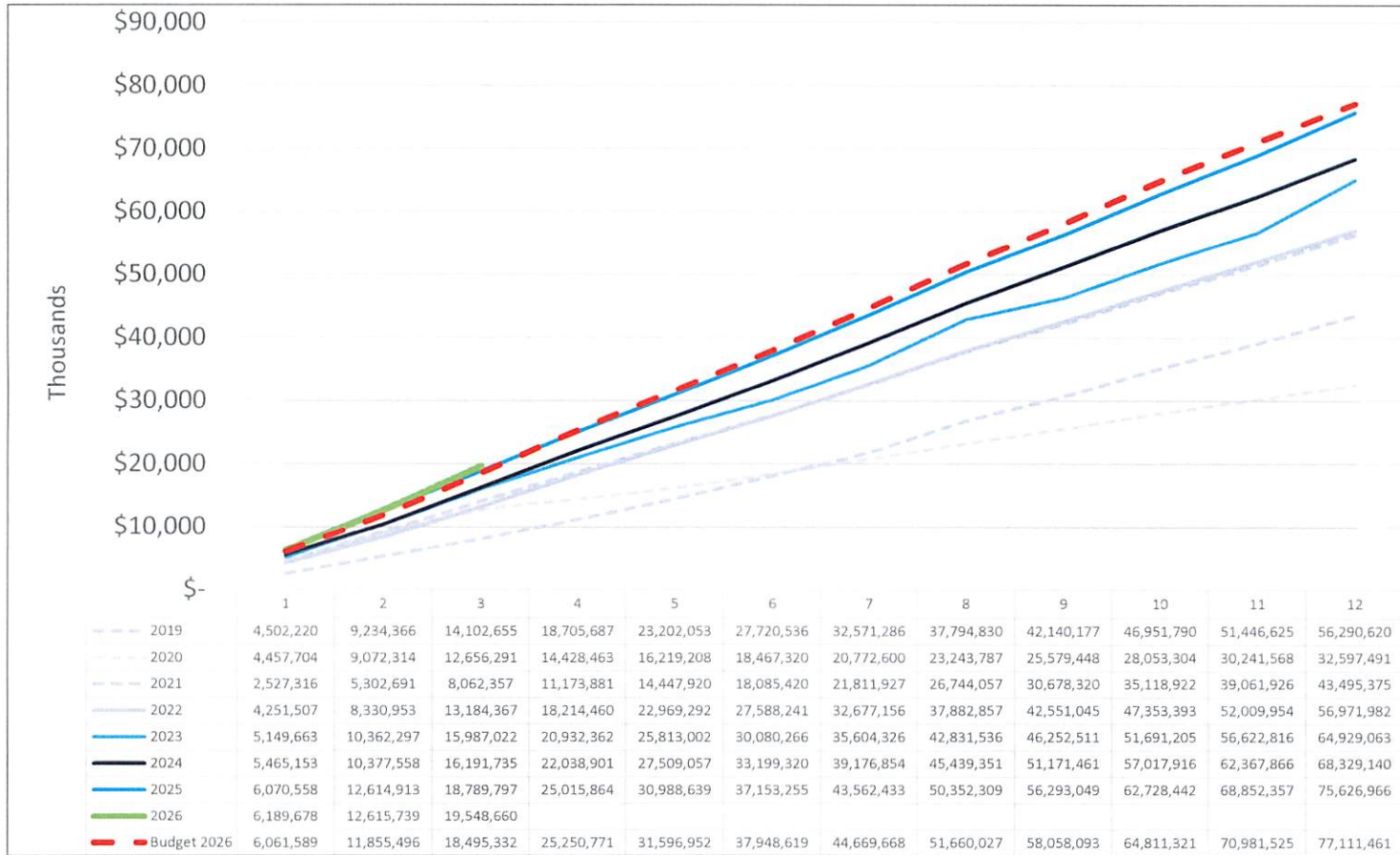
Operating Expense (including FBO)



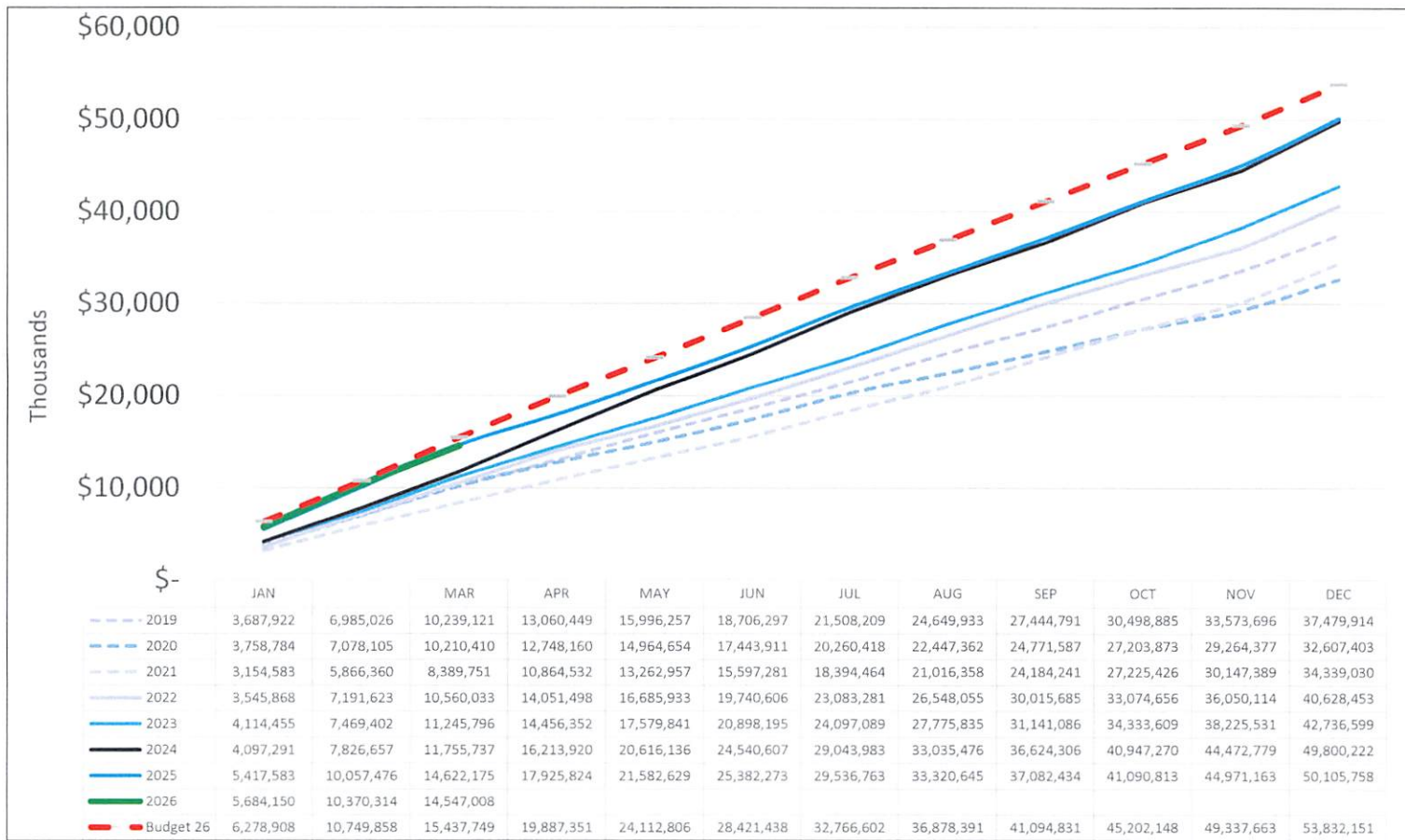
Operating Net Profit, Airport and FBO



YTD Operating Revenue (excluding CARES) vs. YTD Budget (including FBO)



YTD Operating Expense vs. YTD Budget (including FBO)



Line of Credit Draws

Line of Credit Activity								
	Draw Date	Amount	Repayment Date	Partial Repayment Amount	Partial Repayment Date	Partial Repayment Amount	Partial Repayment Date	Current LOC Balance
LOC Draw 01	8-Mar-24	\$ 984,381.73	12-Aug-24					
LOC Draw 02	8-Mar-24	761,816.97	2-Apr-24					
LOC Draw 03	20-Mar-24	959,655.24	8-Apr-24					
LOC Draw 04	9-May-24	2,152,308.12	1-Jul-24					
LOC Draw 05	9-May-24	1,285,737.86	1-Jul-24					
LOC Draw 06	14-Jun-24	2,586,897.15	2-Oct-24					
LOC Draw 07	14-Jun-24	2,337,750.23	2-Oct-24					
LOC Draw 08	22-Aug-24	4,055,372.75	16-Oct-24					
LOC Draw 09	15-Nov-24	3,159,332.20	10-Jan-25					
LOC Draw 10	23-Dec-24	1,554,653.15		293,829.45	15-Jul-25	1,260,823.70	14-Nov-25	
LOC Draw 11	16-Jan-25	1,045,137.75		197,531.03	15-Jul-25	847,606.72	14-Nov-25	
LOC Draw 11	16-Jan-25	1,667,596.47	27-Mar-25					
LOC Draw 12	27-Feb-25	875,236.80		165,419.76	15-Jul-25	709,817.04	14-Nov-25	
LOC Draw 12	27-Feb-25	1,342,431.04	18-Apr-25					
LOC Draw 13	5-Mar-25	1,104,266.22	18-Apr-25					
LOC Draw 13	5-Mar-25	1,366,011.17	18-Apr-25					
LOC Draw 14	28-Apr-25	618,447.81		116,886.64	15-Jul-25	501,561.17	14-Nov-25	
LOC Draw 14	28-Apr-25	579,232.10	2-Jun-25					
LOC Draw 15	12-May-25	391,933.11	2-Jun-25					
LOC Draw 15	12-May-25	937,919.23		177,266.73	15-Jul-25	760,652.50	14-Nov-25	
LOC Draw 16	28-May-25	896,225.85	15-Jul-25					
LOC Draw 16	28-May-25	1,099,420.41	14-Nov-25					
LOC Draw 17	23-Jun-25	326,556.42	4-Sep-25					
LOC Draw 17	23-Jun-25	1,442,159.62	14-Nov-25					
LOC Draw 18	4-Aug-25	448,729.65	30-Oct-25					
LOC Draw 18	4-Aug-25	2,761,014.98	14-Nov-25					
LOC Draw 19	22-Sep-25	502,138.65	29-Dec-25					
LOC Draw 19	22-Sep-25	1,712,359.32	14-Nov-25					
LOC Draw 19	22-Sep-25	1,547,250.22	14-Nov-25					
LOC Draw 20	9-Dec-25	788,486.03	2-Feb-26					
LOC Draw 20	9-Dec-25	2,438,083.80	13-Apr-26					
LOC Draw 21	14-Jan-26	1,863,455.39	13-Apr-26					
LOC Draw 21	14-Jan-26	1,642,515.80	13-Apr-26					

Airline Schedules

Albany International Airport Airline and Direct Market Flights For the week of May 10, 2026

AIRLINE

	Sunday	Monday	Tuesday	Wednesday	Thursday	Friday	Saturday
Allegiant	3	3			3	3	1
American	15	15	15	15	15	15	14
Avelo	1				1		
Breeze	1	2		1	1	2	1
Delta	9	9	9	9	9	9	7
Jet Blue	2	2	2	2	2	2	2
Southwest	12	11	11	11	11	11	12
United	10	10	9	9	10	10	10
	53	52	46	47	52	52	47

DIRECT MARKET

	Sunday	Monday	Tuesday	Wednesday	Thursday	Friday	Saturday
Atlanta	3	3	3	3	3	3	3
Baltimore	5	5	5	5	5	5	5
Charleston	1				1		
Charlotte	3	3	3	3	3	3	3
Charlotte/Concord	1				1		
Chicago-Midway	2	2	2	2	2	2	1
Chicago-O'Hare	9	9	8	8	9	9	9
Denver	2	1	1	1	1	1	1
Detroit	4	4	4	4	4	4	3
Fort Lauderdale	1	2	1	1	1	2	1
Ft. Myers				1			1
Myrtle Beach		1				1	
Nashville	1	1	1	1	1	1	1
New York LaGuardia	2	2	2	2	2	2	1
Orlando	3	3	3	3	3	3	4
Orlando/Sanford		1				1	
Philadelphia	4	4	4	4	4	4	4
Punta Gorda	1				1		1
Raleigh Durham	1	1			1	1	
Sarasota Bradenton	1				1		
St. Petersburg		1				1	
Tampa	1	1	1	1	1	1	2
Washington/Dulles	4	4	4	4	4	4	4
Washington/Reagan	4	4	4	4	4	4	3
	53	52	46	47	52	52	47

-
- Thank You



NOTICE



Posted
Website Info
Desk -
4/28/24
A. Chauland

**ALBANY COUNTY AIRPORT AUTHORITY
CIC COMMITTEE
MEETING NOTICE**

Notice is hereby given of the following **CIC Committee** meeting of the Albany County Airport Authority:

The Albany County Airport Authority will hold a **CIC Committee** meeting on **Wednesday May 6, 2026 at 12:00 noon**. The meeting will be held in the Conference Room on the 3rd Floor located in the Main Terminal at the Albany International Airport, Albany, New York.

**ALBANY COUNTY AIRPORT AUTHORITY
MEETING NOTICE**

Notice is hereby given of the following regular meeting of the Albany County Airport Authority:

The Albany County Airport Authority will hold its regularly scheduled meeting on **TUESDAY May 12, 2026 at 9:00 a.m.** The meeting will be held in the Conference Room on the 3rd Floor located in the Main Terminal at the Albany International Airport, Albany, New York.

Liz Charland

From: Liz Charland
Sent: Tuesday, April 28, 2026 2:47 PM
Cc: ACAA Board Room; Bobbi Matthews; Brian King; Carmiena Brooks; Chris Menge; Chris Pasquini; Christine Quinn; Dave Collins; David Montiverdi; Debbie Pasquini (DPasquini@albanyairport.com); Dwayne Lovely; Helen Chadderdon; Janine Harry; Jenn Munger (jmunger@albanyairport.com); Jim O'brien; John LaClair; John O'Donnell; Katherine Mahoney; Kathryn Kane; Kathy Greenwood; Kevin Hehir; Liz Charland; Margaret Herrmann; Matt Hunter (MHunter@albanyairport.com); Matthew Mokey; Perry Blanchard; Peter Stuto; Ray Camilli; Steve Dorsey
Subject: May CIC Committee & Regular Meeting

**ALBANY COUNTY AIRPORT AUTHORITY
CIC COMMITTEE
MEETING NOTICE**

Notice is hereby given of the following **CIC Committee** meeting of the Albany County Airport Authority:

The Albany County Airport Authority will hold a **CIC Committee** meeting on **Wednesday May 6, 2026 at 12:00 noon**. The meeting will be held in the Conference Room on the 3rd Floor located in the Main Terminal at the Albany International Airport, Albany, New York.

**ALBANY COUNTY AIRPORT AUTHORITY
MEETING NOTICE**

Notice is hereby given of the following regular meeting of the Albany County Airport Authority:

The Albany County Airport Authority will hold its regularly scheduled meeting on **TUESDAY May 12, 2026 at 9:00 a.m.** The meeting will be held in the Conference Room on the 3rd Floor located in the Main Terminal at the Albany International Airport, Albany, New York.

Liz Charland

From: Liz Charland
Sent: Tuesday, April 28, 2026 2:46 PM
Cc: Amelia Calhoun (Confidential Secretary to County Executive); 'Beth DiBattista (Turner'; 'Brian King'; 'Cameron Sagan (Albany County'; 'Carl Stewart (Turner'; Carmiena Brooks; Chris Menge; 'County Executive Daniel P. McCoy'; Dave Collins; 'Frank Mauriello, Albany County Minority Leader'; 'George Penn (Albany County'; James Curran (Minority Counsel); 'Jermy Martelle (CHA'; 'Jill Bryce'; Johanna Bateman; Kelly Schoonmaker (TSA); Kevin Butterfield; 'Larry Rulison (Times Union'; 'LRulison (Times Union'; 'Lynne Lekakis Mass Transit Committee'; 'Majority Leader Dennis Feeney'; 'Mary Rozak (Albany County'; Melissa Wolfgang; 'Mike DeMasi (Business Review'; 'mmangini'; 'Pete Rea'; Ray Camilli; Rebekah Kennedy (Majority Counsel); 'Rich Amadon (CHA'; 'Rick Karlin'; 'Rob Wagner (Project Manager Turner'; 'Spotlight News'; Steve Dorsey; Susan Quine-Laurilliard (Mass Transit); 'WRGB News'
Subject: CIC Committee & Regular Meeting May

ALBANY COUNTY AIRPORT AUTHORITY CIC COMMITTEE MEETING NOTICE

Notice is hereby given of the following **CIC Committee** meeting of the Albany County Airport Authority:

The Albany County Airport Authority will hold a **CIC Committee** meeting on **Wednesday May 6, 2026 at 12:00 noon**. The meeting will be held in the Conference Room on the 3rd Floor located in the Main Terminal at the Albany International Airport, Albany, New York.

ALBANY COUNTY AIRPORT AUTHORITY MEETING NOTICE

Notice is hereby given of the following regular meeting of the Albany County Airport Authority:

The Albany County Airport Authority will hold its regularly scheduled meeting on **TUESDAY May 12, 2026 at 9:00 a.m.** The meeting will be held in the Conference Room on the 3rd Floor located in the Main Terminal at the Albany International Airport, Albany, New York.

Liz Charland

From: Liz Charland
Sent: Tuesday, April 28, 2026 2:44 PM
To: Saratogian Newspapers; The Colonie Spotlight; The Gazette; The Troy Record
Subject: CIC Committee & Regular Meeting Notice

**ALBANY COUNTY AIRPORT AUTHORITY
CIC COMMITTEE
MEETING NOTICE**

Notice is hereby given of the following **CIC Committee** meeting of the Albany County Airport Authority:

The Albany County Airport Authority will hold a **CIC Committee** meeting on **Wednesday May 6, 2026 at 12:00 noon**. The meeting will be held in the Conference Room on the 3rd Floor located in the Main Terminal at the Albany International Airport, Albany, New York.

**ALBANY COUNTY AIRPORT AUTHORITY
MEETING NOTICE**

Notice is hereby given of the following regular meeting of the Albany County Airport Authority:

The Albany County Airport Authority will hold its regularly scheduled meeting on **TUESDAY May 12, 2026 at 9:00 a.m.** The meeting will be held in the Conference Room on the 3rd Floor located in the Main Terminal at the Albany International Airport, Albany, New York.

Liz Charland

From: Liz Charland
Sent: Tuesday, April 28, 2026 2:42 PM
To: ACAA Board Room; Christine Quinn; David Montiverdi; Deborah Pasquini; Jennifer Munger; John LaClair; John O'Donnell; Liz Charland; Margaret Herrmann; Matthew Hunter; Peter Stuto; Matthew Mokey
Subject: CIC Committee & Regular Meeting Notices

**ALBANY COUNTY AIRPORT AUTHORITY
CIC COMMITTEE
MEETING NOTICE**

Notice is hereby given of the following **CIC Committee** meeting of the Albany County Airport Authority:

The Albany County Airport Authority will hold a **CIC Committee** meeting on **Wednesday May 6, 2026 at 12:00 noon**. The meeting will be held in the Conference Room on the 3rd Floor located in the Main Terminal at the Albany International Airport, Albany, New York.

**ALBANY COUNTY AIRPORT AUTHORITY
MEETING NOTICE**

Notice is hereby given of the following regular meeting of the Albany County Airport Authority:

The Albany County Airport Authority will hold its regularly scheduled meeting on **TUESDAY May 12, 2026 at 9:00 a.m.** The meeting will be held in the Conference Room on the 3rd Floor located in the Main Terminal at the Albany International Airport, Albany, New York.

Liz Charland

From: Liz Charland
Sent: Tuesday, April 28, 2026 2:35 PM
To: 'TU Legals'
Subject: Account No. 061026000 - Pre-Approved - No Confirmation Required - CIC Committee & Regular Meetings - May 6 and May 12, 2026

Please publish the following Notice below one time as soon as possible. Let me know if you have any questions. Thank you. – Liz

**ALBANY COUNTY AIRPORT AUTHORITY
CIC COMMITTEE
MEETING NOTICE**

Notice is hereby given of the following **CIC Committee** meeting of the Albany County Airport Authority:

The Albany County Airport Authority will hold a **CIC Committee** meeting on **Wednesday May 6, 2026 at 12:00 noon**. The meeting will be held in the Conference Room on the 3rd Floor located in the Main Terminal at the Albany International Airport, Albany, New York.

**ALBANY COUNTY AIRPORT AUTHORITY
MEETING NOTICE**

Notice is hereby given of the following regular meeting of the Albany County Airport Authority:

The Albany County Airport Authority will hold its regularly scheduled meeting on **TUESDAY May 12, 2026 at 9:00 a.m.** The meeting will be held in the Conference Room on the 3rd Floor located in the Main Terminal at the Albany International Airport, Albany, New York.

Liz Charland

From: Liz Charland
Sent: Tuesday, April 28, 2026 2:33 PM
To: Harold Iselin; Janet Thayer; John-Raphael Pichardo; John-Raphael Pichardo; Kevin R. Hicks, Sr. (Personal); Samuel A. Fresina; Samuel A. Fresina - IPAD; Sari O'Connor; Steven H. Heider
Subject: Upcoming May CIC & Regular Meetings

Below are meeting notices for the upcoming May meetings. Please advise which meetings you will be attending. Note the regular meeting will be on TUESDAY May 12, 2026 at 9:00 a.m.

Thank you.
Liz

**ALBANY COUNTY AIRPORT AUTHORITY
CIC COMMITTEE
MEETING NOTICE**

Notice is hereby given of the following **CIC Committee** meeting of the Albany County Airport Authority:

The Albany County Airport Authority will hold a **CIC Committee** meeting on **Wednesday May 6, 2026 at 12:00 noon**. The meeting will be held in the Conference Room on the 3rd Floor located in the Main Terminal at the Albany International Airport, Albany, New York.

**ALBANY COUNTY AIRPORT AUTHORITY
MEETING NOTICE**

Notice is hereby given of the following regular meeting of the Albany County Airport Authority:

The Albany County Airport Authority will hold its regularly scheduled meeting on **TUESDAY May 12, 2026 at 9:00 a.m.** The meeting will be held in the Conference Room on the 3rd Floor located in the Main Terminal at the Albany International Airport, Albany, New York.

AGENDA ITEM NO. 1

Chairman's Remarks

AGENDA ITEM NO. 2

Approval of Minutes



ACAA Approved
05/12/2026

**Minutes of the Regular Meeting of the Albany County Airport Authority
April 13, 2026**

Pursuant to notice duly given and posted, the regular meeting of the Albany County Airport Authority was called to order on April 13, 2026 at 9:00 a.m. in the Third Floor Conference Room located in the Terminal at the Albany International Airport, Albany, New York by Chair Samuel A. Fresina, with the following present:

MEMBERS PRESENT

Samuel A. Fresina, Chair
Kevin R. Hicks, Sr. (via telephone)
Steven Heider
Harold Iselin
Sari O'Connor
John-Raphael Pichardo
Janet M. Thayer

MEMBERS ABSENT

STAFF

Peter F. Stuto, Chief Executive Officer
Christine Quinn, Authority Counsel
John O'Donnell, Chief Operating Officer
John LaClair, Chief Engineer
Matt Mokey, Airport Engineer
Margaret Herrmann, Acting Chief Finance Officer
Kathy Greenwood, Director of Art & Culture
Helen Chadderdon, Marketing Manager
Liz Charland, Administrative Services
Bobbi Matthews, Purchasing Agent
Jenn Munger, Paralegal
Dave Montiverdi, Airport Planner
Matt Hunter, Communication Director
Debbie Pasquini, Confidential Secretary

ATTENDEES

Susan Quine-Laurilliard, Chair Multi-Modal Transit Committee f/k/a Mass Transit
Carmiena Brooks, Assistant Airport Manager
Ray Camilli, Airfield Maintenance Manager, Avports
Kevin Hehir, Avports Building Maintenance Manager
Chief Steve Dorsey, ARFF Avports
Deputy Fire Chief Chris Menge, ARFF Avports
Jim O'Brien, Operations Manager, Avports
Chris Pasquini, Assistant Maintenance Manager, Avports
Glen Doherty, Esq., Hodgson Russ, LLP

Chair Fresina noted that there was a quorum.

General:

1. Chairman's Remarks

2. Approval of Minutes

Mr. Iselin moved to approve the minutes of the March 23, 2026 regular board meeting.

The motion was adopted unanimously.

3. Communications and Report of Chief Executive Officer

Mr. Stuto presented a Communications and Chief Executive Officer's Report for the month of April 2026.

3A. Reports of Committees

- Ms. O'Connor reported that the Capital Improvements Committee and the Public Communications Committee met on April 8, 2026. She noted that both meetings were highly productive. John O'Donnell, John LaClair, and Matt Mokey will present updates on the projects discussed later in the meeting.
- Ms. Thayer reported that the Governance Committee met on April 8, 2026. She stated that the Committee will be reviewing the charters of the various committees and may recommend consolidating certain committees. She also noted that the ACAA organizational chart requires correction. Additionally, Ms. Thayer clarified a prior statement made during the Governance Committee meeting, correcting the record to reflect that the Chief Financial Officer has never had an employment contract. She further noted that, until the current Chief Operating Officer was granted a contract, the Chief Executive Officer had been the only employee with an employment contract.

Reports:

4. Chief Operating Officer

Mr. O'Donnell presented the Chief Operating Officer's Report for the month of April 2026. (Power Point attached.)

5. Chief Financial Officer

Ms. Herrmann presented the Financial Report for the month of April 2026. (Power Point attached.)

6. Project Development

Mr. LaClair and Mr. Mokey presented the Project Development Report for the month of April 2026. (Power Point attached.)

7. Counsel

8. Concessions/Ambassador Program

Ms. Chadderdon presented the Concessions/Ambassador Report for the month of April 2026.

9. Public Affairs

Mr. Hunter presented the Public Affairs Report for the month of April 2026. (Power Point attached.)

9A. Art & Culture Program

Ms. Greenwood presented the Art & Culture Program Report for April 2026. (Power Point attached.)

9B. Planning

Mr. Montiverdi presented the Planning Report for April 2026.

Action Items:

10. Authorization of Contracts, Leases, Contract Negotiations, Contract Amendments and Action Items

10.1 Amendment No. 1 to Contract No. SC-23-1142 – Custodial Services at Various Locations with Janitronics, Inc.

Ms. Herrmann requested authorization to award Amendment No. 1 to Service Contract No. SC-23-1142 for custodial services at various facilities with Janitronics, Inc. She explained that this amendment will add daily cleaning services for the Finance and Engineering offices located in ACAA Building No. 117.

The original contract, approved on March 28, 2023, was in the estimated annual amount of \$270,511.44 for a one-year term, with four (4) one-year renewal options. This amendment will increase the contract by \$42,871.68 annually (\$3,572.62 per month), bringing the new total annual contract amount to \$313,383.12. The total remains subject to annual adjustments based on prevailing wage rates.

Mr. Iselin moved to approve the award of Amendment No. 1 to Service Contract No. SC-23-1142 for custodial services at various facilities with Janitronics, Inc. in the increased amount of \$42,871.68 annually (\$3,572.62 per month). The motion was adopted unanimously.

10.2 Contract No. S-1265 Terminal Apron Rehabilitation Design – Phase 1 with MacFarland Johnson

Mr. LaClair requested authorization to award Professional Services Contract No. S-1265

for Design Services related to the Terminal Apron Rehabilitation (Phase 1) to McFarland Johnson in the amount of \$957,425.

He advised that the RFQ evaluation committee convened to review and discuss each proposal. Committee members independently completed evaluation score sheets based on the criteria outlined in the RFQ. The firm receiving the highest overall score, and recommended for award, was McFarland Johnson of Saratoga, New York. He further noted that the contract award, approved by the ACAA Board on February 9, 2026, was contingent upon successful fee negotiations in accordance with FAA grant guidelines and funding requirements.

Mr. Heider moved to authorize the award of Professional Services Contract No. S-1265 for Design Services for the Terminal Apron Rehabilitation (Phase 1) to McFarland Johnson in the amount of \$957,425. The motion was adopted unanimously.

10.3 Amendment No. 2 to Contract No. S-22-1129 Construction Management Services with Turner Construction Company

Mr. O'Donnell requested authorization to award Amendment No. 2 to Contract No. S-22-1129 Construction Management Services with Turner Construction Company reflecting a **net decrease** in the contract amount of \$456,582.

He advised Amendment No. 2 reallocates funds between the Concourse A Project and the Terminal Expansion Project to better align with actual construction management requirements. This results in an overall reduction to the contract value.

The reallocation is structured as follows:

1. A decrease of \$2,239,287 in funds allocated to the Concourse A Project (from \$3,089,287 to \$850,000); and
2. An increase of \$1,782,705 in funds allocated to the Terminal Expansion Project (from \$3,500,000 to \$5,282,705).

The net effect of these adjustments is a contract decrease of \$456,582 bringing the new contract total to \$6,132,705.

This reallocation is necessary to reflect the current scope and construction management needs of each project.

Under this contract, the Construction Manager serves as the Authority's representative and is responsible for coordinating master schedules; evaluating adverse conditions; facilitating and expediting the work of design professionals; reviewing design and construction documents; preparing cost estimates; maintaining budget control; monitoring and coordinating construction activities; reviewing contractor payment applications; processing change orders; and managing project close-out.

The scope of services for the Terminal Expansion Project remains unchanged.

Mr. Iselin moved to authorize Amendment No. 2 to Contract No. S-22-1129 for Construction Management Services with Turner Construction Company, reflecting a **net**

decrease of \$456,582 and bringing the total contract amount to \$6,132,705. The motion was adopted unanimously.

10.4 Amendment No. 1 to Airport Master Plan Contract No. – S-1042 with CHA CONSULTING, INC. 06/08/2020

Mr. Montiverdi requested authorization to award Amendment No. 1 to Professional Services Contract No. S-1042 for the Airport Master Plan in the amount of \$92,700.

This amendment, when added to the previously approved base contract amount of \$749,965 (approved by the Albany County Airport Authority on June 8, 2020), will bring the total contract amount to \$842,665.

He explained that the Albany County Airport Authority is seeking approval to modify Contract S-1042 with CHA Consulting, Inc. to support the Airport Master Plan Update completed in June 2024. This modification will fund additional work required to update the Airport Layout Plan (ALP) to ensure compliance with current Federal Aviation Administration (FAA) standards.

The scope of work includes surveying all practicable airport-owned parcels. This work will be performed by CHA’s subcontractor, L. Sipperly & Associates, LLC, and is necessary to accurately document airport property interests and maintain FAA compliance.

Ms. Thayer moved to authorize Amendment No. 1 to Contract No. S-1042 with CHA Consulting, Inc. in the amount of \$92,700, bringing the total contract amount to \$842,665. The motion was adopted unanimously.

10.5 Acquisition of Property – 64 Wade Road, Latham, New York

Mr. Montiverdi requested authorization to purchase a 3.60-acre parcel of land located at 64 Wade Road for \$135,000.

He explained that the Albany County Airport Authority is seeking approval to acquire this vacant parcel, which lies within the Runway 10 departure Runway Protection Zone (RPZ) and associated noise contours. Acquisition of land in these areas aligns with FAA guidance, which recommends airport ownership and control to maintain safety and ensure compatible land use. Such acquisitions may be completed through an administrative settlement when appropriate.

An FAA-compliant appraisal conducted in early 2023 valued the parcel at \$30,000, while a more recent appraisal by the Town of Colonie assessed the value at \$145,000. After negotiations, a purchase price of \$135,000 was agreed upon as an administrative settlement, reflecting current market conditions and providing a reasonable compromise between the two valuations.

The acquisition will be initially funded by the Airport Authority and is eligible for full reimbursement by the FAA through Airport Improvement Program (AIP) entitlement funds carried over from calendar year 2025.

Ms. O'Connor moved to approve the purchase of the 3.60-acre parcel at 64 Wade Road for \$135,000. The motion was adopted unanimously.

11. Authorization of Change Orders

11.1 Authorization of Change Order No. 11 for Construction Contract 21-1082-INT STR for the Terminal Expansion (Structural & Interior) to MLB Construction Services, LLC.

Mr. LaClair recommended authorization to award Change Order No. 11 to Construction Contract 21-1082-INT STR for the Pre-TSA Terminal Expansion to MLB Construction Services, LLC. in the amount of \$453,947. He advised this Change Order request work includes a variety of necessary changes made to the project, including all plumbing, electrical, HVAC, fire alarm and suppression and insulation work to be done by MLB in advance of the Second Floor Bathroom construction (by others). There were changes to the level 5 Garage roof walkway (ASI-139), rebuild soffit on 7 line between Column Lines B and C and the addition of flexible epoxy membrane and fabric reinforcement scrim for the second floor terrazzo, new power routing for the escalators and several other necessary construction adjustments made by MLB and their subcontractors.

Ms. O'Connor moved to approve Change Order No. 11 to Construction Contract 21-1082-INT STR for the Pre-TSA Terminal Expansion to MLB Construction Services, LLC. in the amount of \$453,947. The motion was adopted unanimously.

12. Authorization of Federal and State Grants

13. Informational

Old Business:

14. Financial – Audit

Financial – Audit – Item 14 TABLED from March 23, 2026

1. Comprehensive Annual Financial Report for the year-ended 2025 with draft auditor reports.
2. Airlines Rates and Charges Settlement and Revenue Sharing Calculation Report for the year ended December 31, 2025 with draft consultant report.
3. The Annual review and approval of the Cash Management and Investment Policy in accordance with Section 2925 of the Public Authorities Law.
4. Annual Investment Report which includes a copy of the Cash Management and Investment

Policy (the Policy) and explanation of the Policy and draft auditor report.

5. Performance Measurement Report for 2025.
6. Financial Statements – Other Post Employment Benefit Trust.

Mr. Pichardo made a Motion to approve Items 1 through 6 listed above.

Mr. Iselin made a motion to amend/change the motion to approve Items 2 through 6 above and table Item 1.

Ms. Thayer seconded the motion.

Debate on amended motion begins.

Mr. Iselin made a Motion to Table:

1. Comprehensive Annual Financial Report for the year ended December 31, 2025 with draft auditor reports; and

and to Approve:

2. Airlines Rates and Charges Settlement and Revenue Sharing Calculation Report for the year ended December 31, 2025 with draft consultant report;
3. The Annual review and approval of the Cash Management and Investment Policy in accordance with Section 2925 of the Public Authorities Law.
4. Annual Investment Report which includes a copy of the Cash Management and Investment Policy (the Policy) and explanation of the Policy and draft auditor report.
5. Performance Measurement Report for 2025; and
6. Financial Statements for the Other Post Employment Benefit Trust for the year ended December 31, 2025 with draft auditor reports.

The motion passed by majority vote:

Mr. Iselin, Mr. Heider, Ms. O'Connor and Ms. Thayer voted to approve.

Mr. Pichardo voted against the motion.

Mr. Fresina did not vote.

New Business:

Executive Session - Attorney-Client Privilege Matters

Mr. Iselin made a motion to go into executive session at 9:45 a.m. to discuss:

ES-1 Matter Involving a Particular Corporation

ES-2 Matter Involving a Particular Individual

There was no action being taken and no further business, the meeting was adjourned at 11:58 a.m.

**ALBANY COUNTY AIRPORT AUTHORITY
REGULAR MEETING
AGENDA**

April 13, 2026

General:

- 3. Chairman's Remarks**
- 4. Approval of Minutes**
Regular Meeting – March 23, 2026
- 5. Communications and Report of Chief Executive Officer**
- 3A. Reports of Committees**
 - **CIC**
 - **Public Communications**
 - **Governance**

Reports:

- 4. Chief Operating Officer**
 - **Main Terminal Expansion Update**
- 5. Chief Financial Officer**
- 6. Project Development**
 - **Concourse A Update**
- 7. Counsel**
- 8. Concessions/Ambassador Program**
- 9. Public Affairs**
- 9A. Art & Culture Program**
- 9B. Planning**

Action Items:

- 10. Authorization of Contracts, Leases, Contract Negotiations, Contract Amendments and Action Items**
 - 10.1 Amendment No. 1 to Contract No. SC-23-1142 – Custodial Services at Various Locations with Janitronics, Inc.**
 - 10.2 Contract No. S-1265 Terminal Apron Rehabilitation Design – Phase 1 with MacFarland Johnson**
 - 10.3 Amendment No. 2 to Contract No. S-22-1129 Construction Management Services with Turner Construction Company**
 - 10.4 Amendment No. 1 to Airport Master Plan Contract No. – S-1042 with CHA CONSULTING, INC.**
 - 10.5 Acquisition of Property – 64 Wade Road, Latham, New York**
- 11. Authorization of Change Orders**
 - 11.1 Authorization of Change Order No. 11 for Construction Contract 21-1082-INT STR for the Terminal Expansion (Structural & Interior) to MLB Construction Services, LLC.**
- 12. Authorization of Federal and State Grants**
- 13. Informational**

Old Business:

Financial – Audit – Item 14 TABLED from March 23, 2026

- Comprehensive Annual Financial Report for the year-ended 2025 with draft auditor reports.**
- Airlines Rates and Charges Settlement and Revenue Sharing Calculation Report for the year ended December 31, 2025 with draft consultant report.**
- The Annual review and approval of the Cash Management and Investment Policy in accordance with Section 2925 of the Public Authorities Law.**
- Annual Investment Report which includes a copy of the Cash Management and Investment Policy (the Policy) and explanation of the Policy and draft auditor report.**

- **Performance Measurement Report for 2025.**
- **Financial Statements – Other Post Employment Benefit Trust.**

New Business:

Executive Session - Attorney-Client Privilege Matters

ES-1 Matter Involving a Particular Corporation

ES-2 Matter Involving a Particular Individual

The logo for ALB (Alabama Legislative Branch) is positioned in the upper left corner. It features the letters 'ALB' in a bold, white, sans-serif font. A stylized red and white graphic element, resembling a wing or a stylized 'A', is integrated with the letter 'A'.

ALB

The main announcement text is overlaid on the right side of the image. It reads 'ACAA BOARD MEETING' in large, white, all-caps, sans-serif font. Below it, the date and time '9:00 AM | April 13, 2026' are also in white, sans-serif font, separated by a vertical bar. The background of the text is a photograph of a modern building with a glass facade and brickwork, viewed from a low angle looking down a street. The sky is bright blue with scattered white clouds. A person in a high-visibility vest is visible on the sidewalk, and traffic cones are placed along the street edge.


ACAA BOARD MEETING
9:00 AM | April 13, 2026

CEO'S REPORT





ALB

THANK YOU!



COO'S REPORT



TERMINAL A/C INSTALLATION

Up and Running Last Week



ALB

MAIN TERMINAL EXPANSION



MAIN TERMINAL EXPANSION

Departure Hall:
Partial Opening April 24



MAIN TERMINAL EXPANSION

Queuing Platform Removal
begins April 27



MAIN TERMINAL EXPANSION

American Airlines Ticket
Counter relocation begins
after Departure Hall opening



MAIN TERMINAL EXPANSION

Terrazzo Floor
Installation Continues



ALB

MAIN TERMINAL EXPANSION

Terrazzo Floor
Installation Continues



MAIN TERMINAL EXPANSION

Terrazzo Floor
Installation Continues

ALB



MAIN TERMINAL EXPANSION

Ceiling “Bowtie” Installation

ALB




MAIN TERMINAL EXPANSION

“Essentials @ ALB” Construction

- Construction begins April 13
- Expected completion: July 1



CONCOURSE A & GATE EXPANSION



ALB

CONCOURSE A REVITALIZATION

All Six Gates Open
to the Public



CONCOURSE A REVITALIZATION

All Six Gates Open
to the Public



CONCOURSE A REVITALIZATION

All Six Gates Open
to the Public

ALB



CONCOURSE A REVITALIZATION

All Six Gates Open
to the Public



CONCOURSE A & GATE EXPANSION

Phase 4: Restroom Renovation




CONCOURSE A & GATE EXPANSION

Phase 5: Corridor and Stairwell



CONCOURSE A & GATE EXPANSION

Phase 5: Corridor and Stairwell



CONCOURSE A & GATE EXPANSION

Phase 5: Corridor and Stairwell



ALB




FINANCIAL REPORT

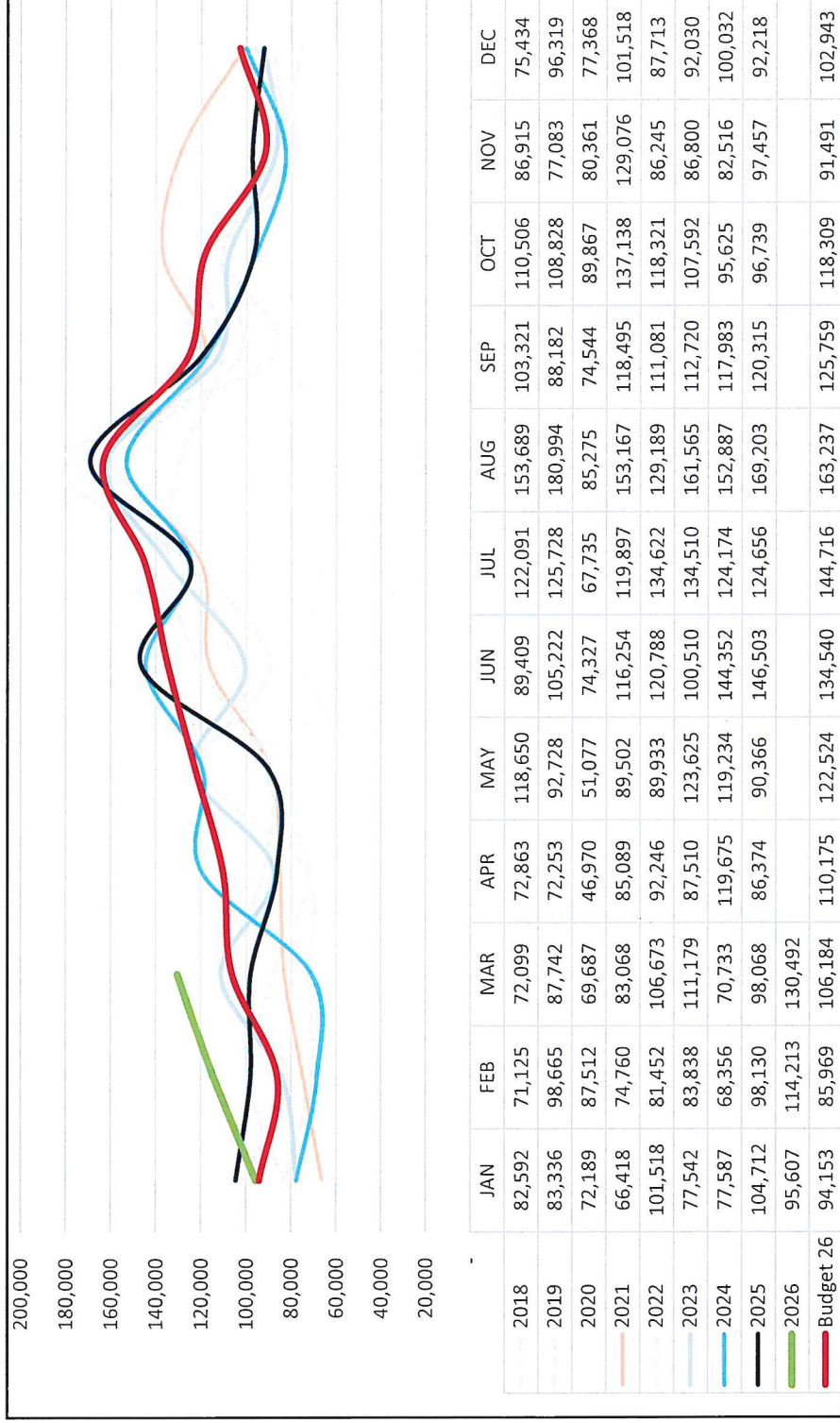
February 2026



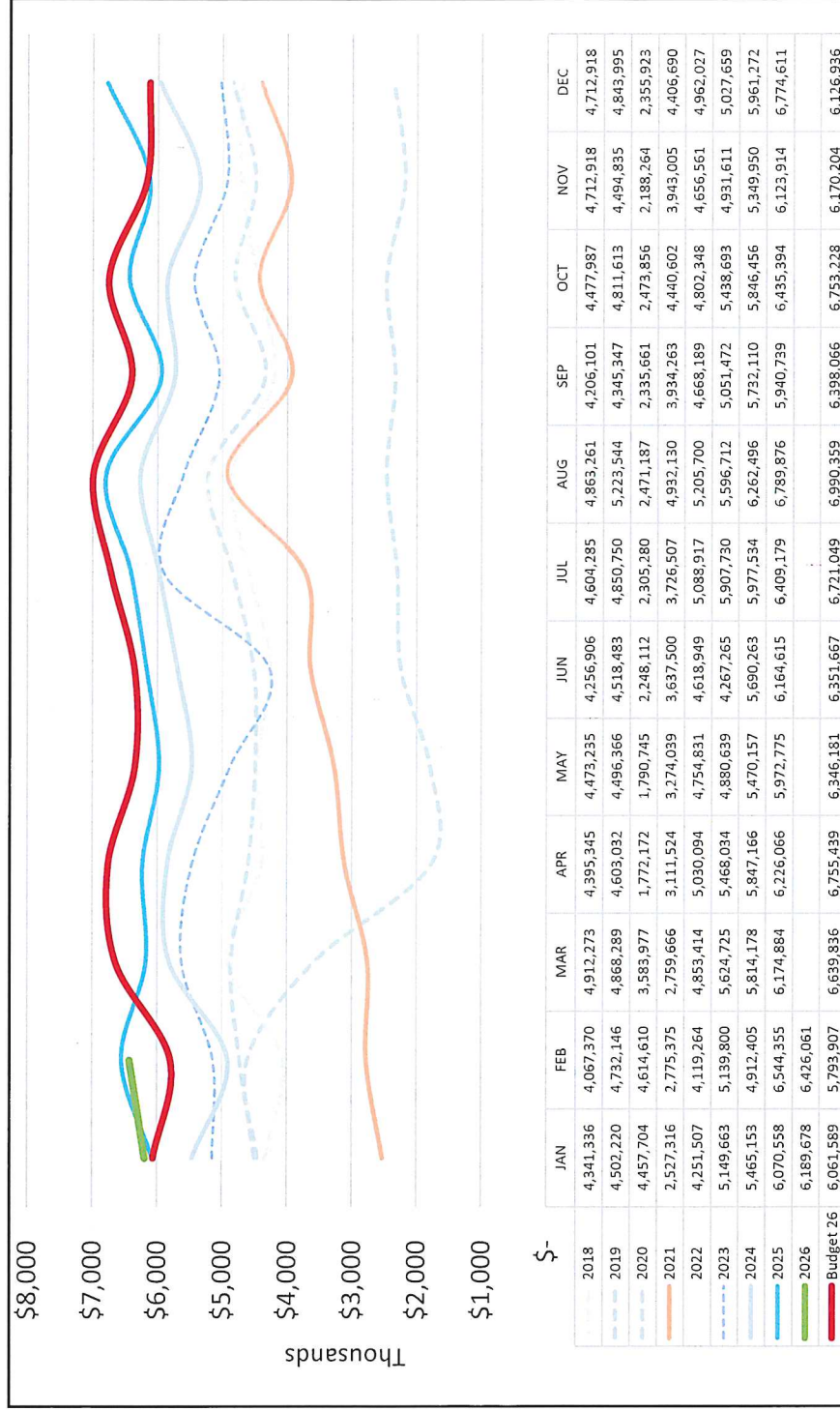
Monthly Enplanements



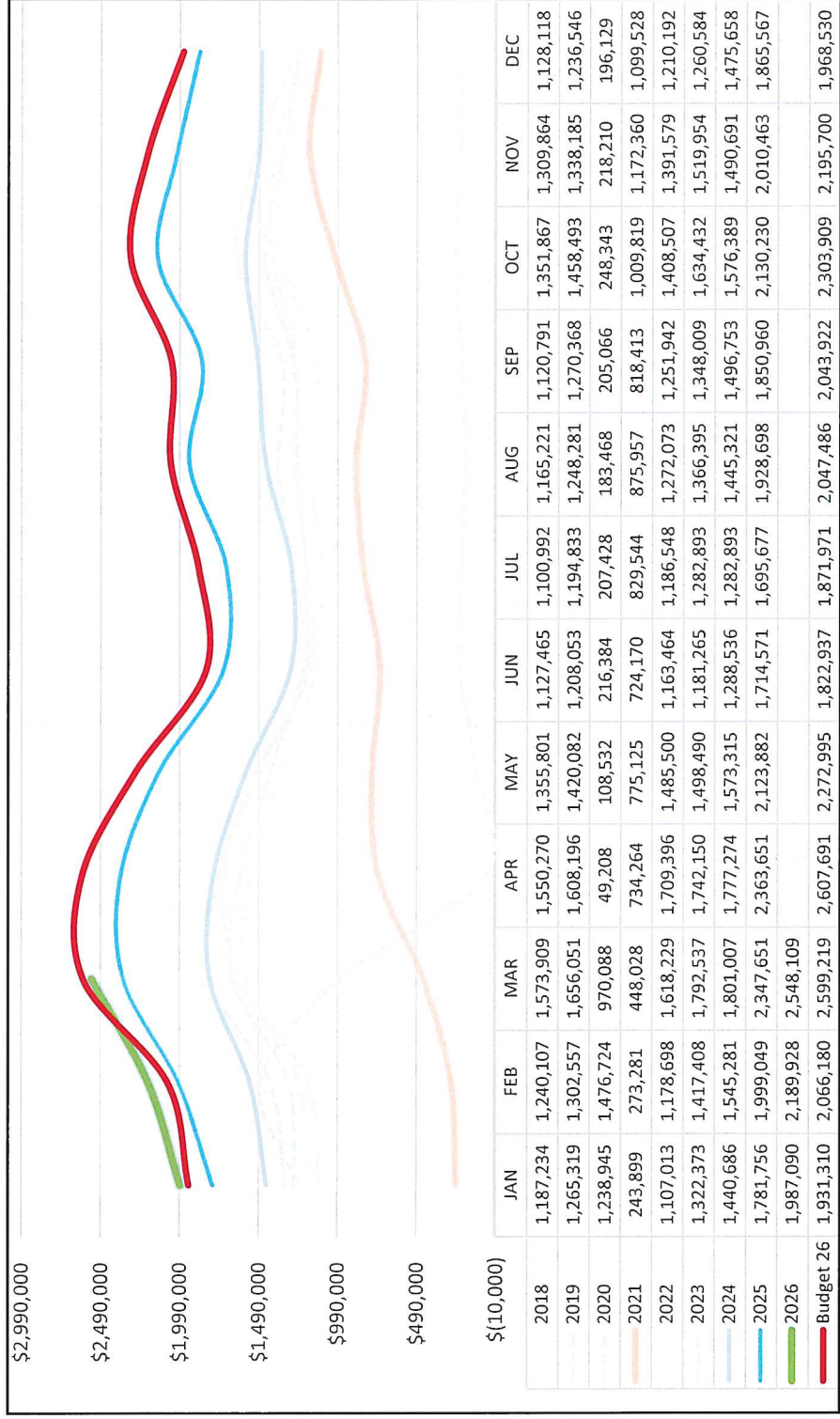
Monthly Jet A FBO only (gallons)



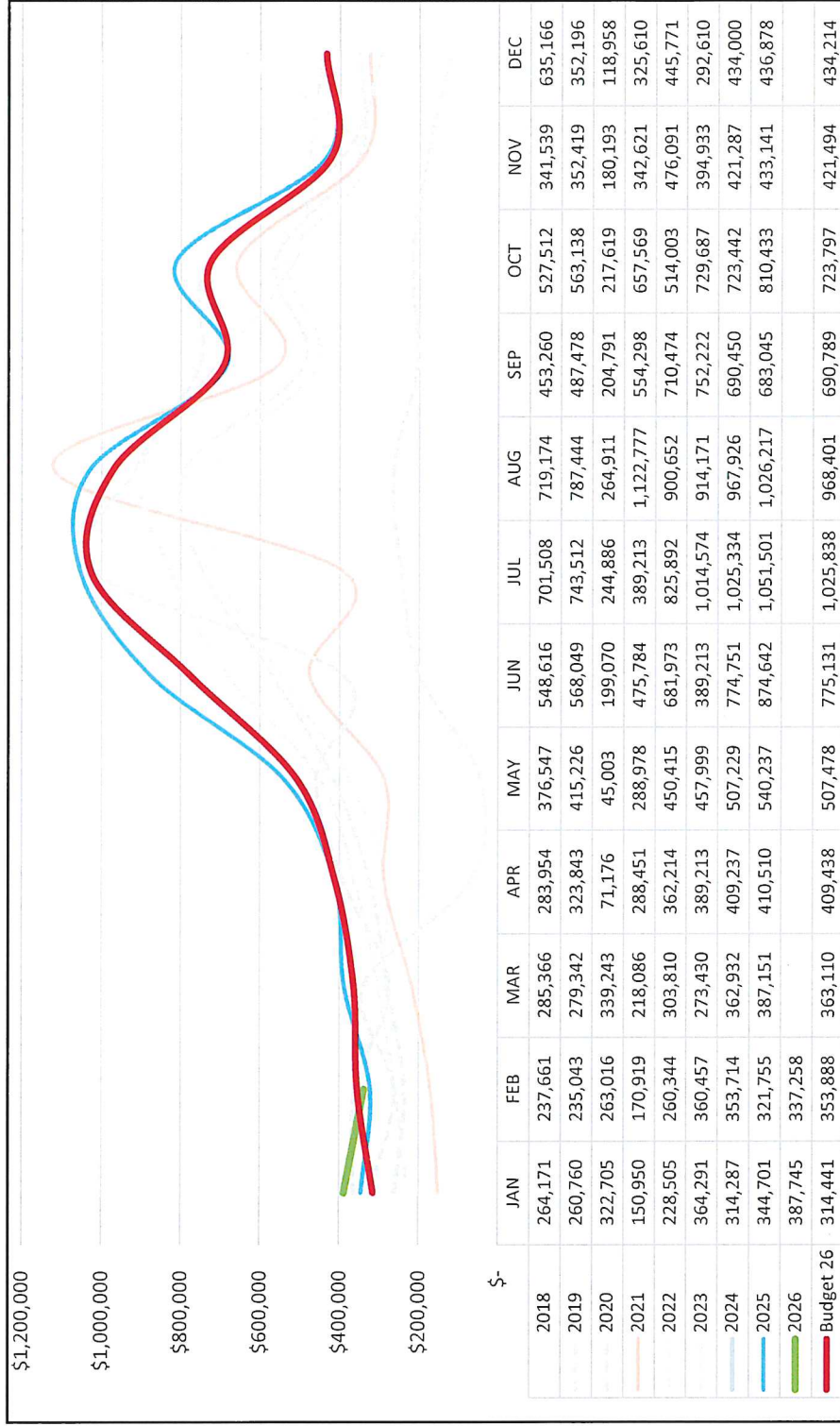
Operating Revenue (including FBO)



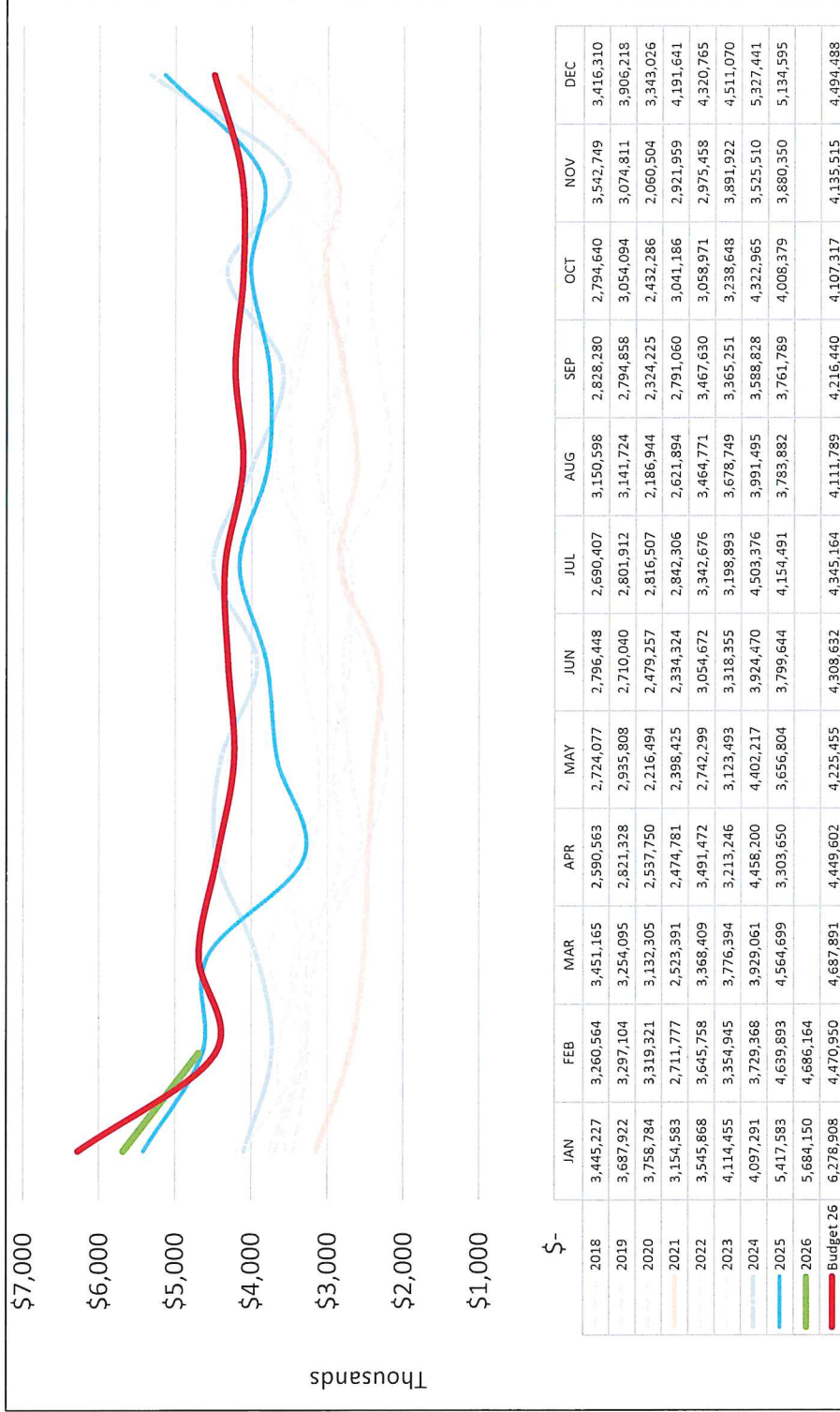
Parking Revenues



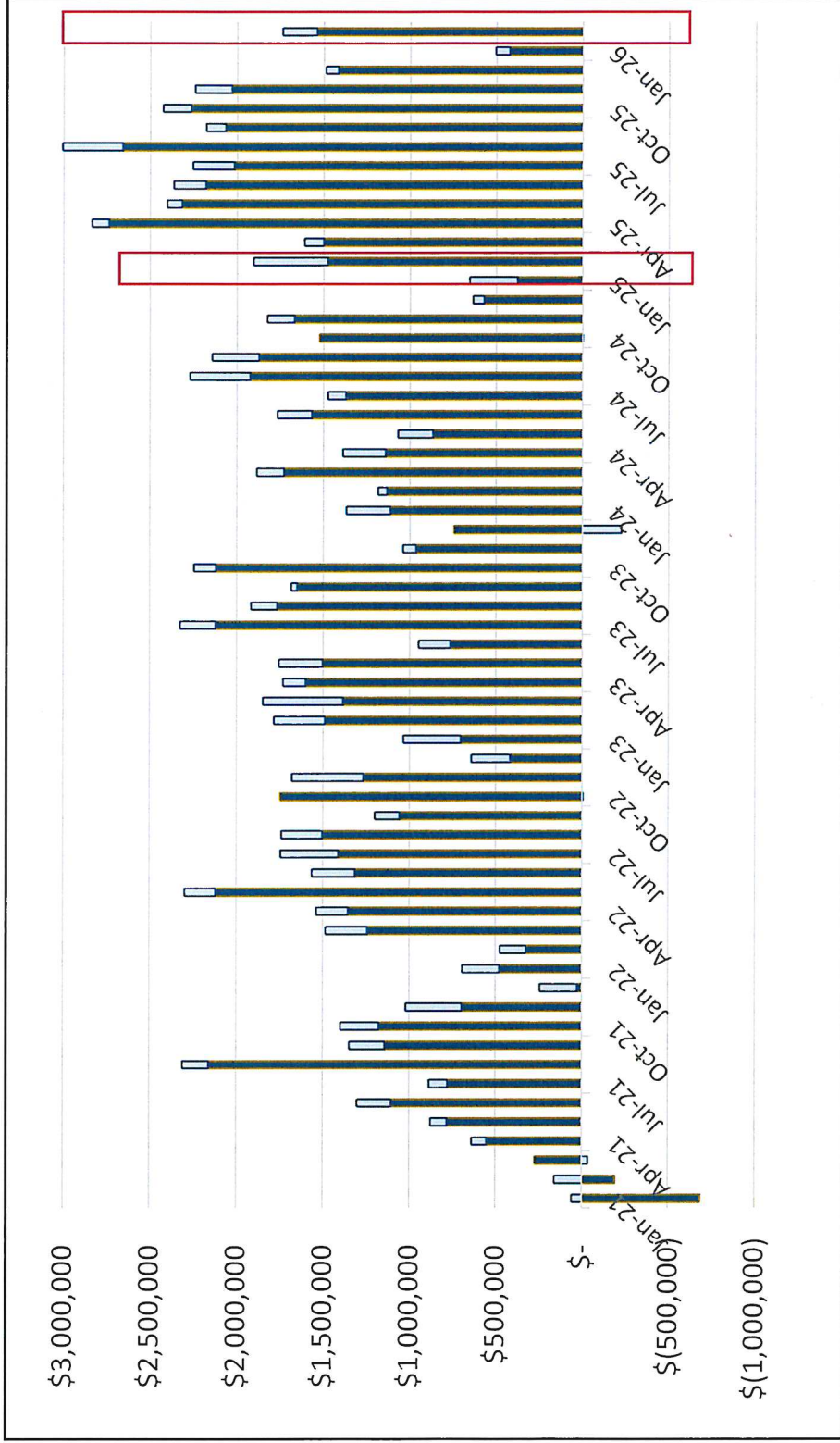
Rental Car Revenues



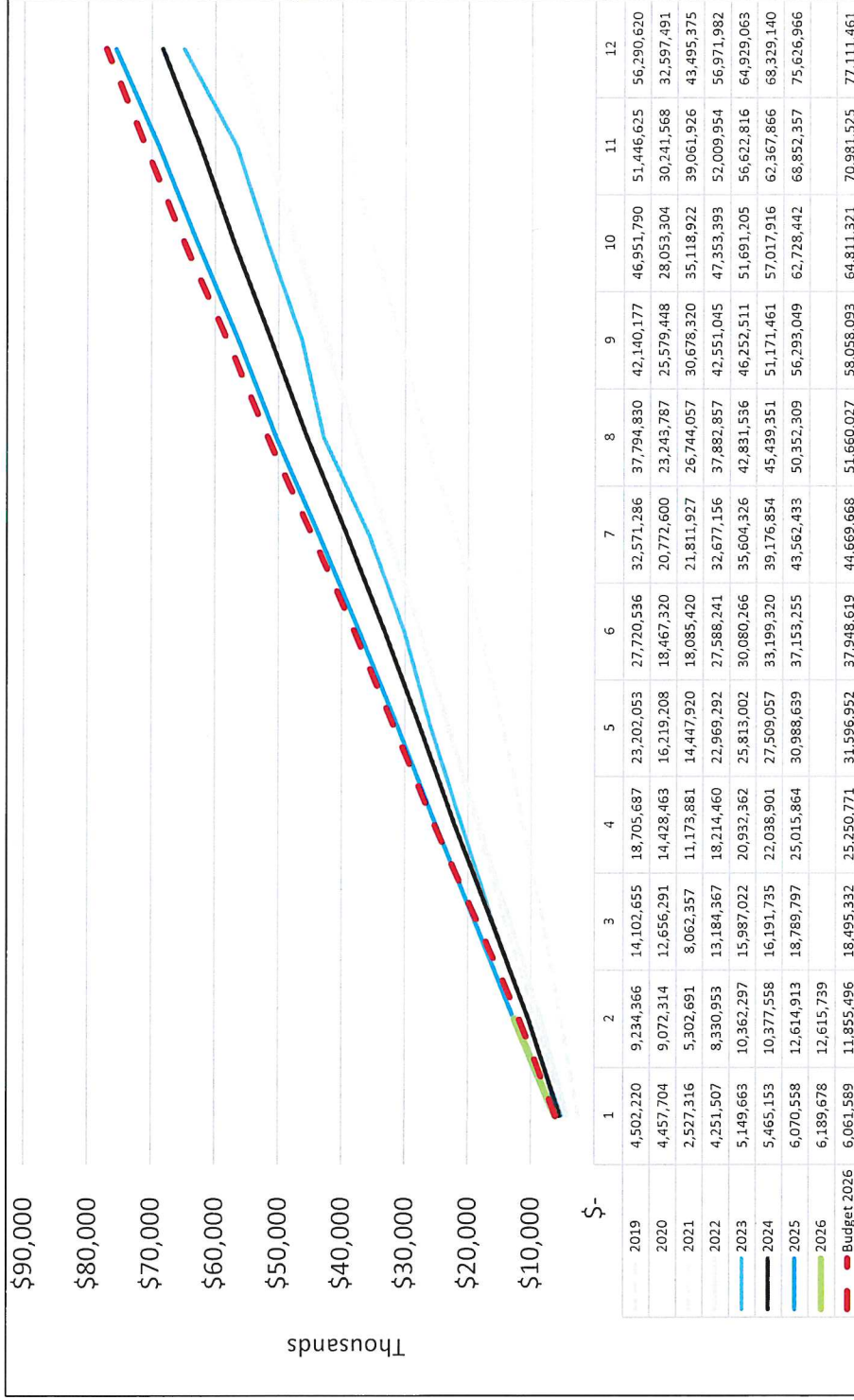
Operating Expense (including FBO)



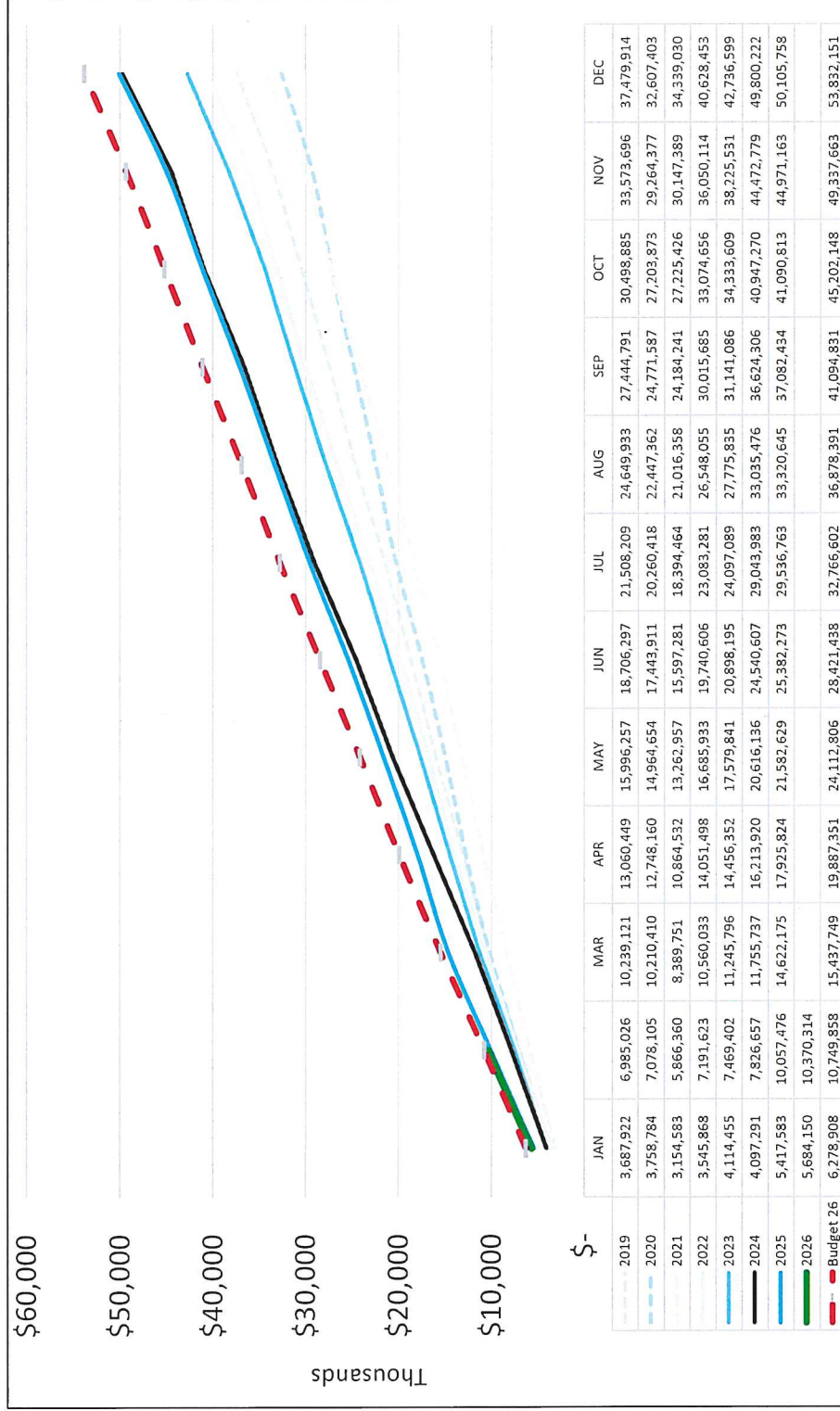
Operating Net Profit, Airport and FBO



YTD Operating Revenue (excluding CARES) vs. YTD Budget (including FBO)



YTD Operating Expense vs. YTD Budget (including FBO)



Line of Credit Draws

Line of Credit Activity

Draw Date	Amount	Repayment Date	Partial Repayment Amount	Partial Repayment Date	Partial Repayment Amount	Partial Repayment Date	Current LOC Balance
LOC Draw 01	8-Mar-24	\$ 984,381.73	12-Aug-24				
LOC Draw 02	8-Mar-24	761,816.97	2-Apr-24				
LOC Draw 03	20-Mar-24	959,655.24	8-Apr-24				
LOC Draw 04	9-May-24	2,152,308.12	1-Jul-24				
LOC Draw 05	9-May-24	1,285,737.86	1-Jul-24				
LOC Draw 06	14-Jun-24	2,586,897.15	2-Oct-24				
LOC Draw 07	14-Jun-24	2,337,750.23	2-Oct-24				
LOC Draw 08	22-Aug-24	4,055,372.75	16-Oct-24				
LOC Draw 09	15-Nov-24	3,159,332.20	10-Jan-25				
LOC Draw 10	23-Dec-24	1,554,653.15					
LOC Draw 11	16-Jan-25	1,045,137.75					
LOC Draw 11	16-Jan-25	1,667,596.47	27-Mar-25				
LOC Draw 12	27-Feb-25	1,342,431.04	18-Apr-25				
LOC Draw 13	5-Mar-25	1,104,266.22	18-Apr-25				
LOC Draw 13	5-Mar-25	1,366,011.17	18-Apr-25				
LOC Draw 14	28-Apr-25	618,447.81					
LOC Draw 14	28-Apr-25	579,232.10	2-Jun-25				
LOC Draw 15	12-May-25	391,933.11	2-Jun-25				
LOC Draw 15	12-May-25	937,919.23					
LOC Draw 16	28-May-25	896,225.85	15-Jul-25				
LOC Draw 16	28-May-25	1,099,420.41	14-Nov-25				
LOC Draw 17	23-Jun-25	326,556.42	4-Sep-25				
LOC Draw 17	23-Jun-25	1,442,159.62	14-Nov-25				
LOC Draw 18	4-Aug-25	448,729.65	30-Oct-25				
LOC Draw 18	4-Aug-25	2,761,014.98	14-Nov-25				
LOC Draw 19	22-Sep-25	502,138.65	29-Dec-25				
LOC Draw 19	22-Sep-25	1,712,359.32	14-Nov-25				
LOC Draw 19	22-Sep-25	1,547,250.22	14-Nov-25				
LOC Draw 20	9-Dec-25	788,486.03	2-Feb-26				
LOC Draw 20	9-Dec-25	2,438,083.80					2,438,083.80
LOC Draw 21	14-Jan-26	1,863,455.39					1,863,455.39
LOC Draw 21	14-Jan-26	1,642,515.80					1,642,515.80
Outstanding							<u>\$5,944,054.99</u>

Airline Schedules


Albany International Airport Airline and Direct Market Flights For the week of April 12, 2026

AIRLINE	Sunday	Monday	Tuesday	Wednesday	Thursday	Friday	Saturday
Allegiant	4	4	1		3	3	1
American	14	14	15	15	15	15	14
Avelo	1				1		
Breeze	1	2	1	1	1	2	1
Delta	8	9	9	9	9	9	7
Jet Blue	5	5	3	3	3	3	3
Southwest	12	11	11	11	11	11	12
United	8	8	8	8	8	8	8
	53	53	48	47	51	51	46

DIRECT MARKET


	Sunday	Monday	Tuesday	Wednesday	Thursday	Friday	Saturday
Atlanta	3	3	3	3	3	3	3
Baltimore	5	5	5	5	5	5	5
Charleston	1	1				1	
Charlotte	3	3	3	3	3	3	3
Charlotte/Concord	1				1		
Chicago-Midway	2	2	2	2	2	2	1
Chicago-O'Hare	7	7	8	8	8	8	8
Denver	1						
Detroit	3	4	4	4	4	4	3
Fort Lauderdale	3	4	2	2	2	3	2
Ft. Myers				1			1
Miami							1
Myrtle Beach		1				1	
Nashville	1	1	1	1	1	1	1
New York LaGuardia	2	2	2	2	2	2	1
Orlando	4	4	3	3	3	3	4
Orlando/Sanford	1				1		
Philadelphia	4	4	4	4	4	4	4
Punta Gorda	1	1	1		1		
Raleigh Durham	1	1	1		1		
Sarasota Bradenton	1				1		
St. Petersburg	1	1	1	1	1	1	1
Tampa	1	1	1	1	1	1	2
Washington/Dulles	4	4	4	4	4	4	4
Washington/Reagan	4	4	4	4	4	4	3
	53	53	48	47	51	51	46

THANK YOU



ALBANY
INTERNATIONAL AIRPORT

PROJECT DEVELOPMENT



TERMINAL ELEVATOR REPLACEMENT

Elevator 9 (B Concourse)

- Completed April 6



SOUTH PERIMETER ROAD



ALB

CAR RENTAL FACILITY



GENERAL AVIATION APRON REHAB



TRAFFIC SIGNAL UPGRADE




**FUEL FARM
FIRE SUPPRESSION**



ALB

MALSR LIGHTS



ALB

TRANSFORMER UPGRADE



BLAST WALL EXPANSION

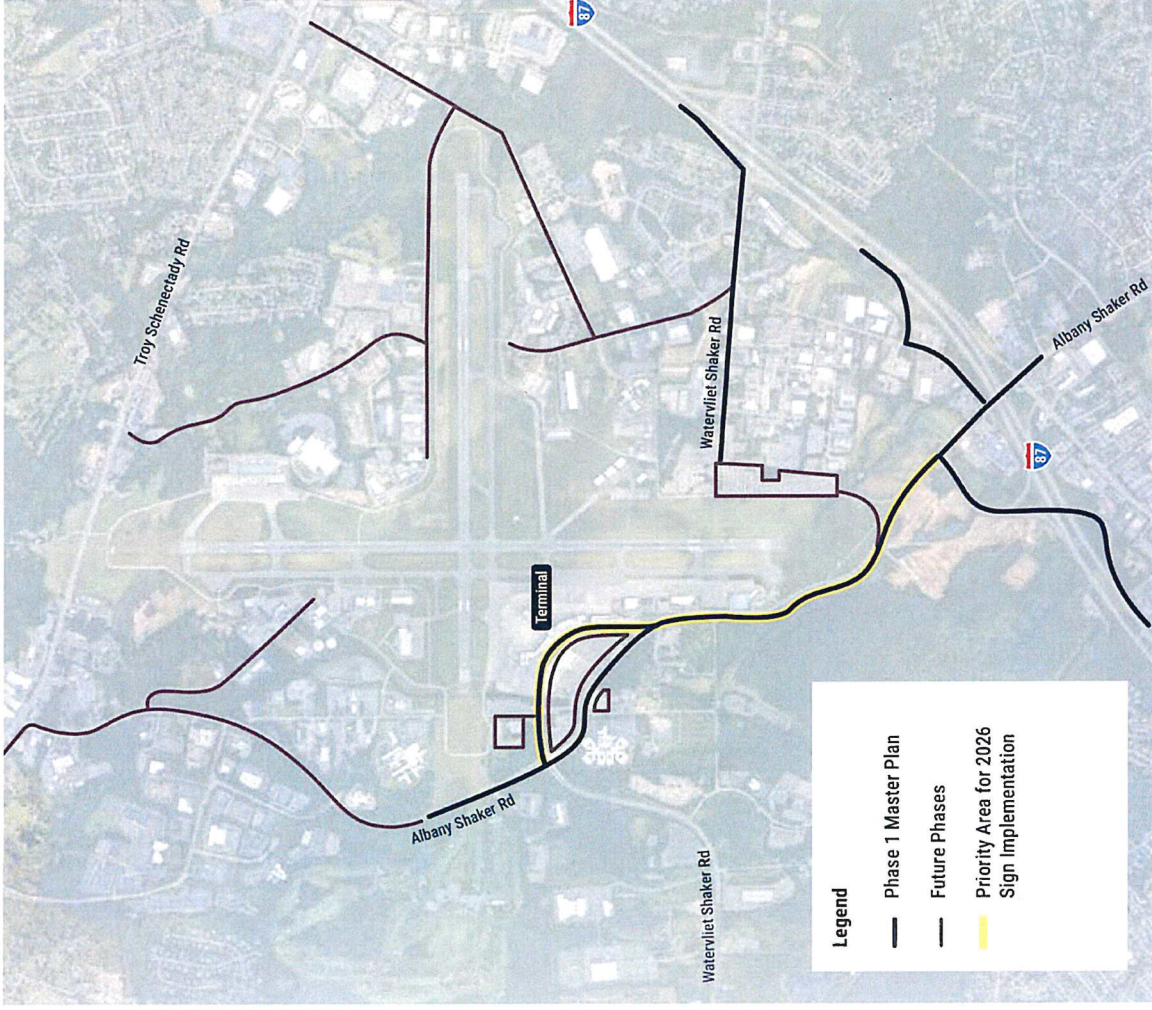


EXTERIOR WAYFINDING



EXTERIOR WAYFINDING



Project Scope



EXTERIOR

WAYFINDING

Brand Compliance



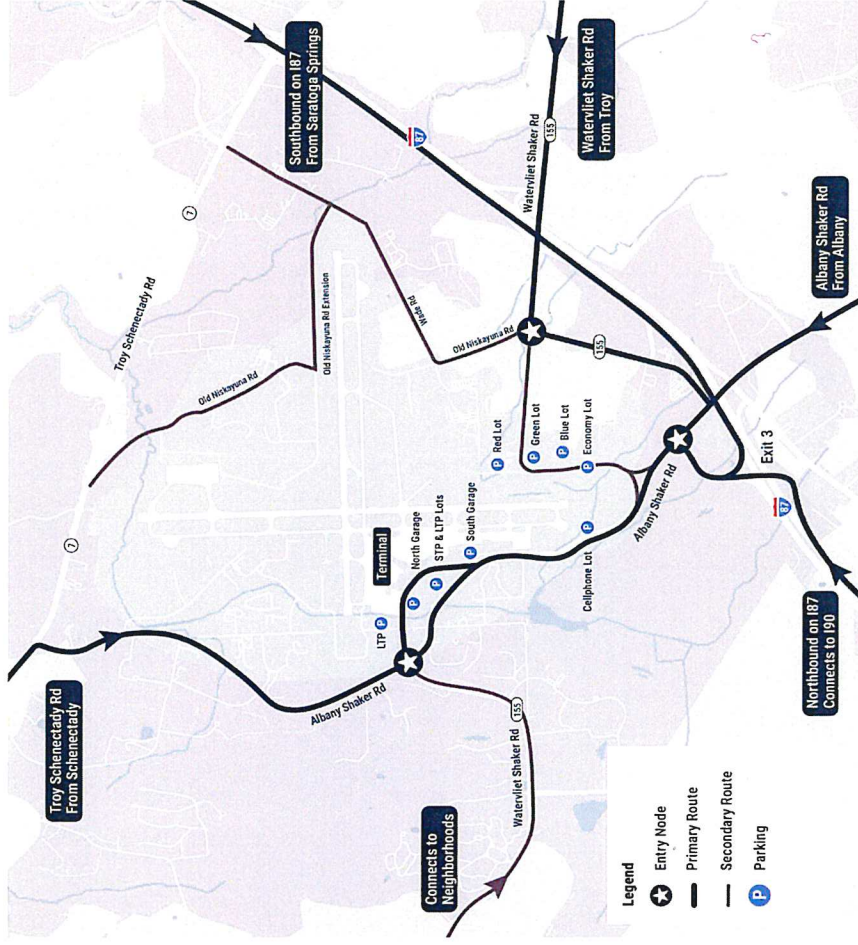
EXTERIOR WAYFINDING

**Primary
High Demand Destinations**
Key destinations that should be signed on all directional information. i.e. Terminals, departures and arrivals, rental car center, ground transportation (Vehicular and Pedestrian)

**Secondary
Interior Destinations**
Destinations appearing once inside the terminal or concourse. i.e. TSA, customs, gates. (Pedestrian)

**Tertiary
Map Destinations**
more specific destinations within the airport, that should be signed on a mapping level only (Pedestrian)

Destination Hierarchy



Vehicular Routing – Entry Nodes

EXTERIOR WAYFINDING

Best Practices – Wayfinding Guidelines

Consistency &
Clarity

Directional
Signs

Accessibility

Legibility

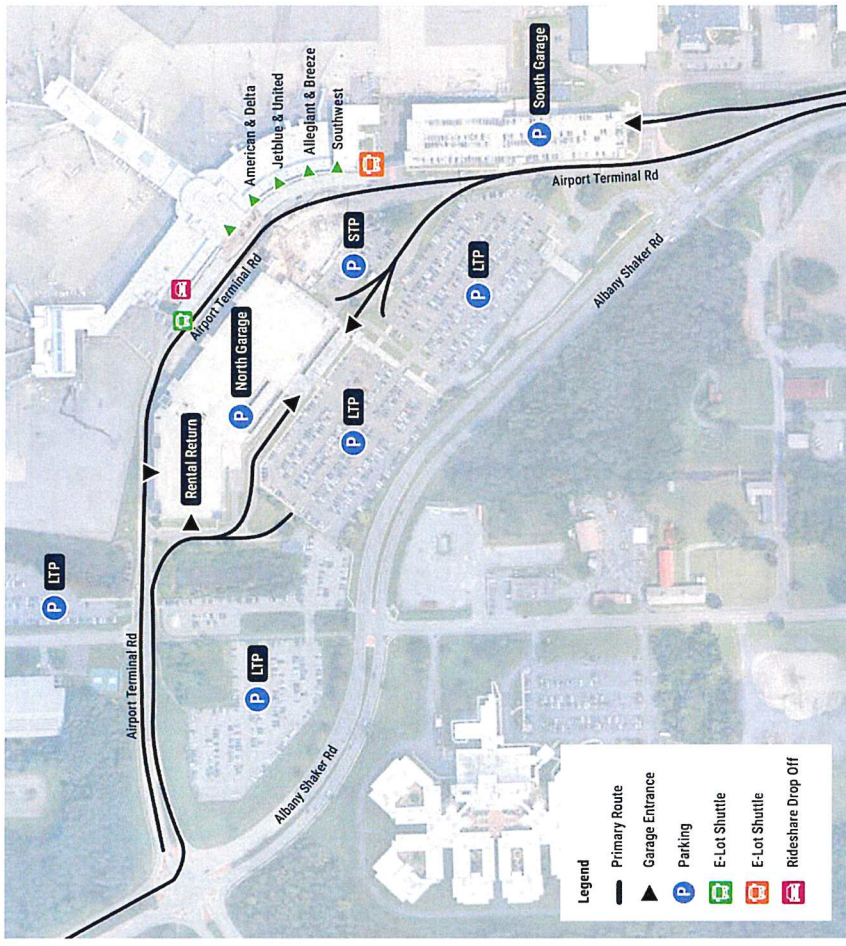
Regulatory &
Safety Signs

Integration &
Technology

Placement

Informational
Signs

Planning &
Maintenance



Vehicular Routing – Terminal



HERITAGE LOT



CONCESSIONS & AMBASSADOR PROGRAM



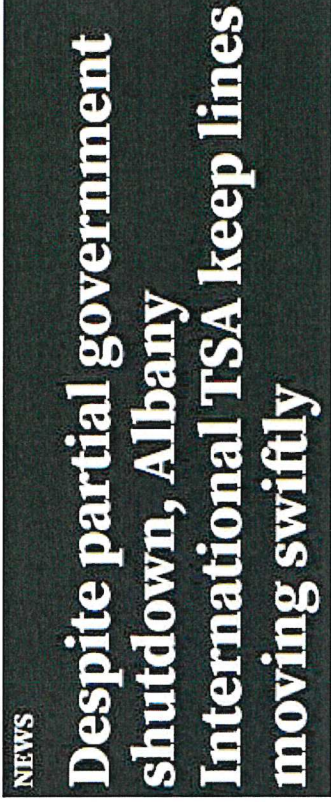
ALB

PUBLIC AFFAIRS



RECENT MEDIA COVERAGE

Government Shutdown



ICE agents not expected at Albany International Airport

Albany Airport avoids delays as 400 TSA workers quit nationwide



**RECENT
MEDIA COVERAGE**
*Regional Food Bank Supports
ALB's TSA Officers*



RECENT MEDIA COVERAGE

Impact of LaGuardia Crash at ALB




RECENT MEDIA COVERAGE

*Siena Basketball Team's
NCAA Tournament Charter Flight*



RECENT MEDIA COVERAGE

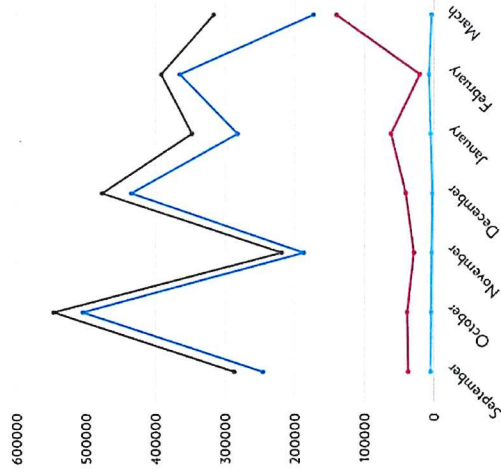
ALB Wayfinding Plan



SOCIAL MEDIA PERFORMANCE

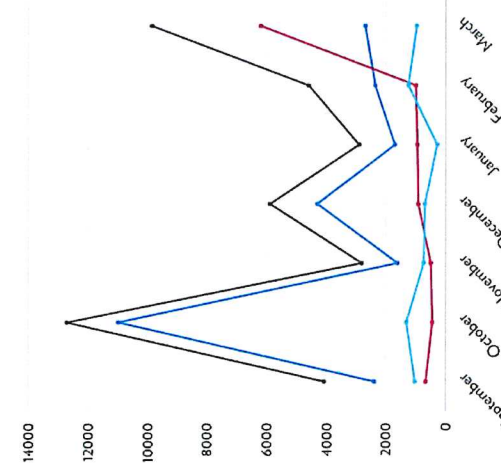
392,246

Views



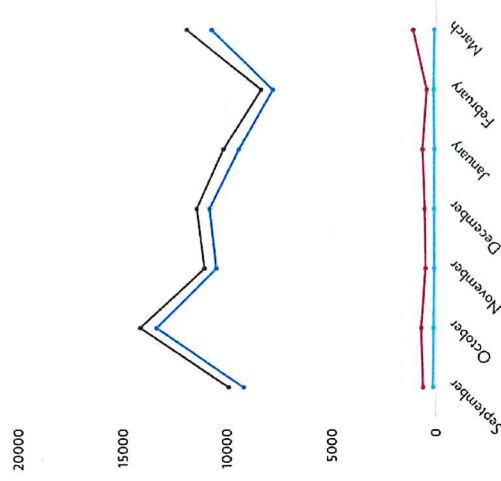
4,591

Interactions







8,388

Profile Visits



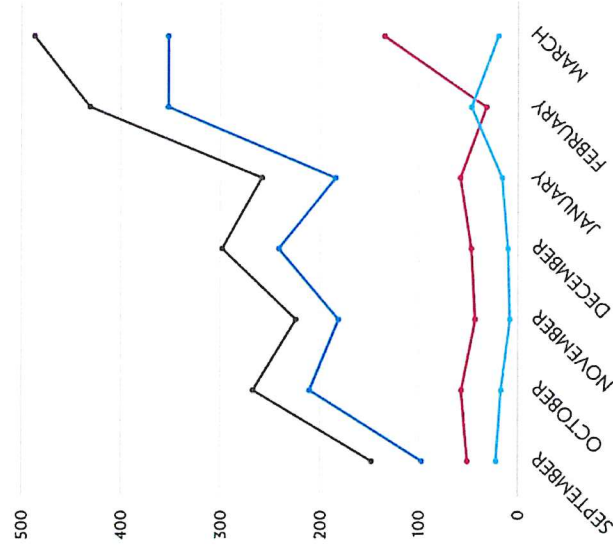
March 2026

SOCIAL MEDIA AUDIENCE

	20,446 Followers
	2,967 Followers
	1,539 Followers
	24,952 Followers

507

New Followers



TOP PERFORMING POST

Siena NCAA Basketball Tournament Charter Departs ALB

ALB's All-Time Top-Performing Instagram Post

- 17,172 Views
- 832 Interactions
- 1 Day & 10 Hours of watch time

Facebook Performance

- 43,152 Views
- 1,198 Interactions
- 4 Days & 6 Hours of watch time



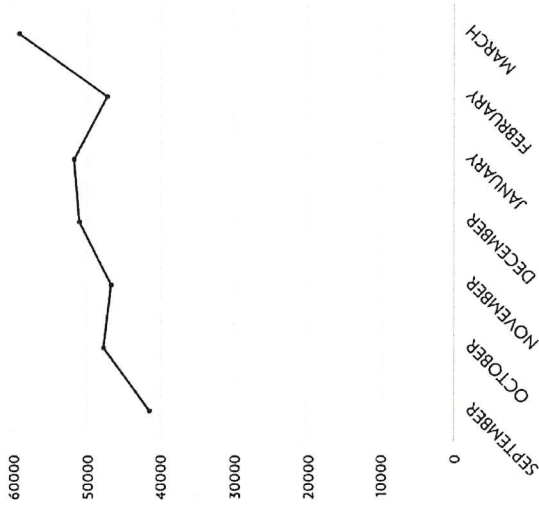
March 2026

WEBSITE TRAFFIC

March 2026

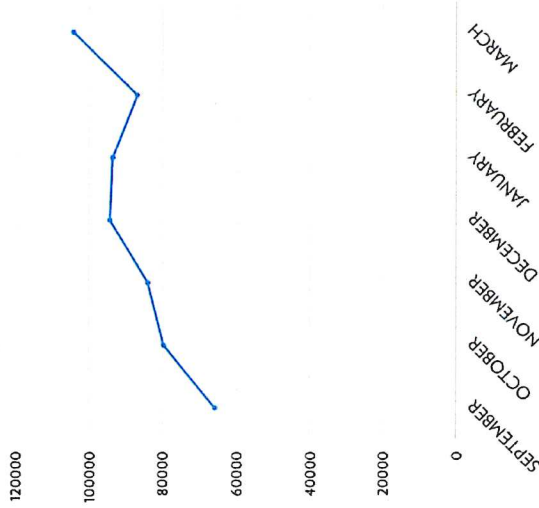
59,334

Users



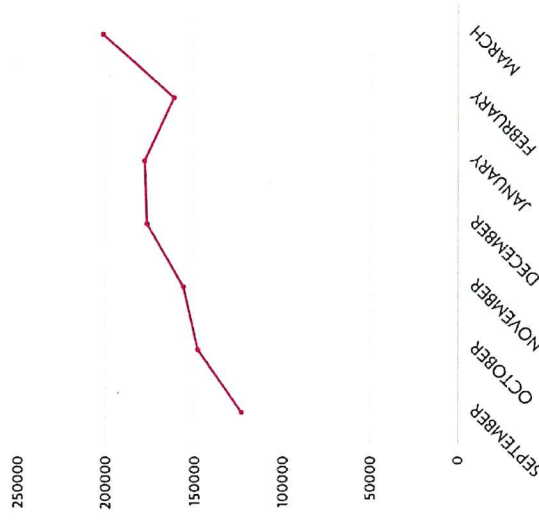
104,276

Sessions



201,549

Page Views



albanyairport.com

WEBSITE TRAFFIC

Most Visited Pages (March 2026)

PAGE	VIEWS	% of TOTAL
1) Flights	67,627	34.34%
2) Home Page	54,777	27.81%
3) Parking Map & Info	11,334	5.75%
4) TSA Information	7,787 (+438%)	3.95%
5) Airport Guide	7,734	3.93%

albanyairport.com



Navigate Albany Airport with the Interactive Map

SPECIAL EVENTS

Monday, April 6
United Airlines
100th Anniversary





SPECIAL EVENTS

Tuesday, April 14

Patriot Flight

SPECIAL EVENTS

Saturday, April 18

Leatherstocking Honor Flight



SPECIAL EVENTS

Friday, April 24

Departure Hall

Partial Opening



SPECIAL EVENTS

Thursday, April 30

United Airlines

Inaugural Flight to Denver



ALB

SPECIAL EVENTS

Friday, May 1
Dignified Transfer of
WWII Veteran Lt. Joseph Burke

WANT AUS—1 telephone 3-3131

TIMES-UNION, ALBANY, N. Y.

LOCAL PILOTS RECEIVE LICENSES



TWO SIENA COLLEGE students are the first in the Albany Area to qualify as air pilots under the pilot training program of the Civilian Aeronautical Authority of the Federal Government. At the left, Glenn L. Bowers, aeronautical inspector for the CAA, is pictured with Joseph

Joseph Burke of Troy and Harry Muldoon, Schemectady, next in order. Burke and Muldoon are the new pilots. At the right, Supt. Joseph F. Fitegeraid of Albany Airport looks on.

—Times-Union Staff Photo

ALB

SPECIAL EVENTS

Monday, April 6
United Airlines
100th Anniversary

Tuesday, April 14
Patriot Flight

Saturday, April 18
Leatherstocking Honor Flight

Friday, April 24
Departure Hall
Partial Opening

Thursday, April 30
United Airlines
Inaugural Flight to Denver

Friday, May 1
Dignified Transfer of
WWII Veteran Lt. Joseph
Burke



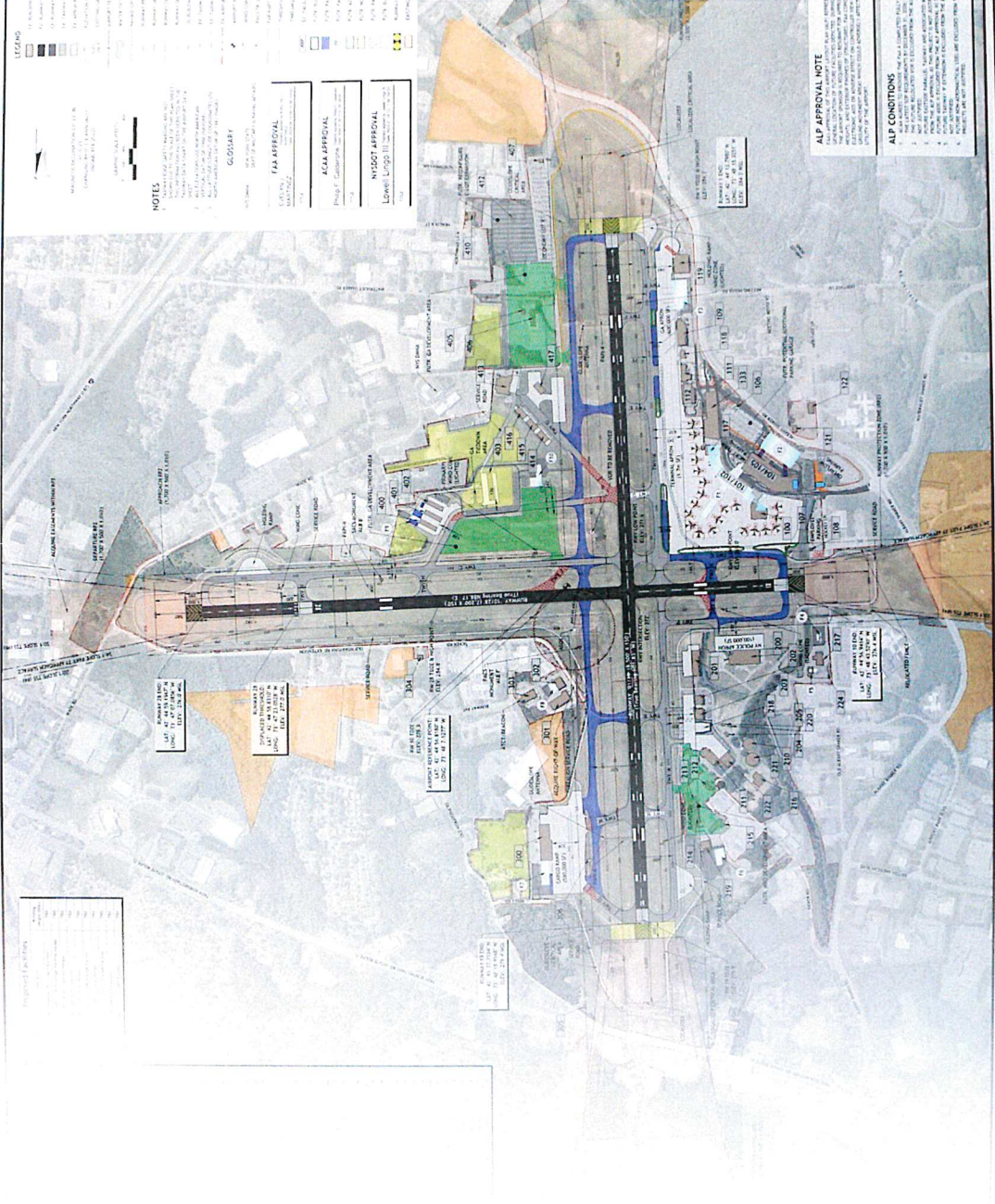
ART & CULTURE PROGRAM

ALBANY INTERNATIONAL AIRPORT



ALB

AIRPORT PLANNING



AIRPORT LAYOUT PLAN
FUTURE AIRPORT LAYOUT PLAN

DATE	NO.	DESCRIPTION
11/11/11	1	ISSUED FOR REVIEW
11/11/11	2	REVISED
11/11/11	3	REVISED
11/11/11	4	REVISED
11/11/11	5	REVISED
11/11/11	6	REVISED
11/11/11	7	REVISED
11/11/11	8	REVISED
11/11/11	9	REVISED
11/11/11	10	REVISED

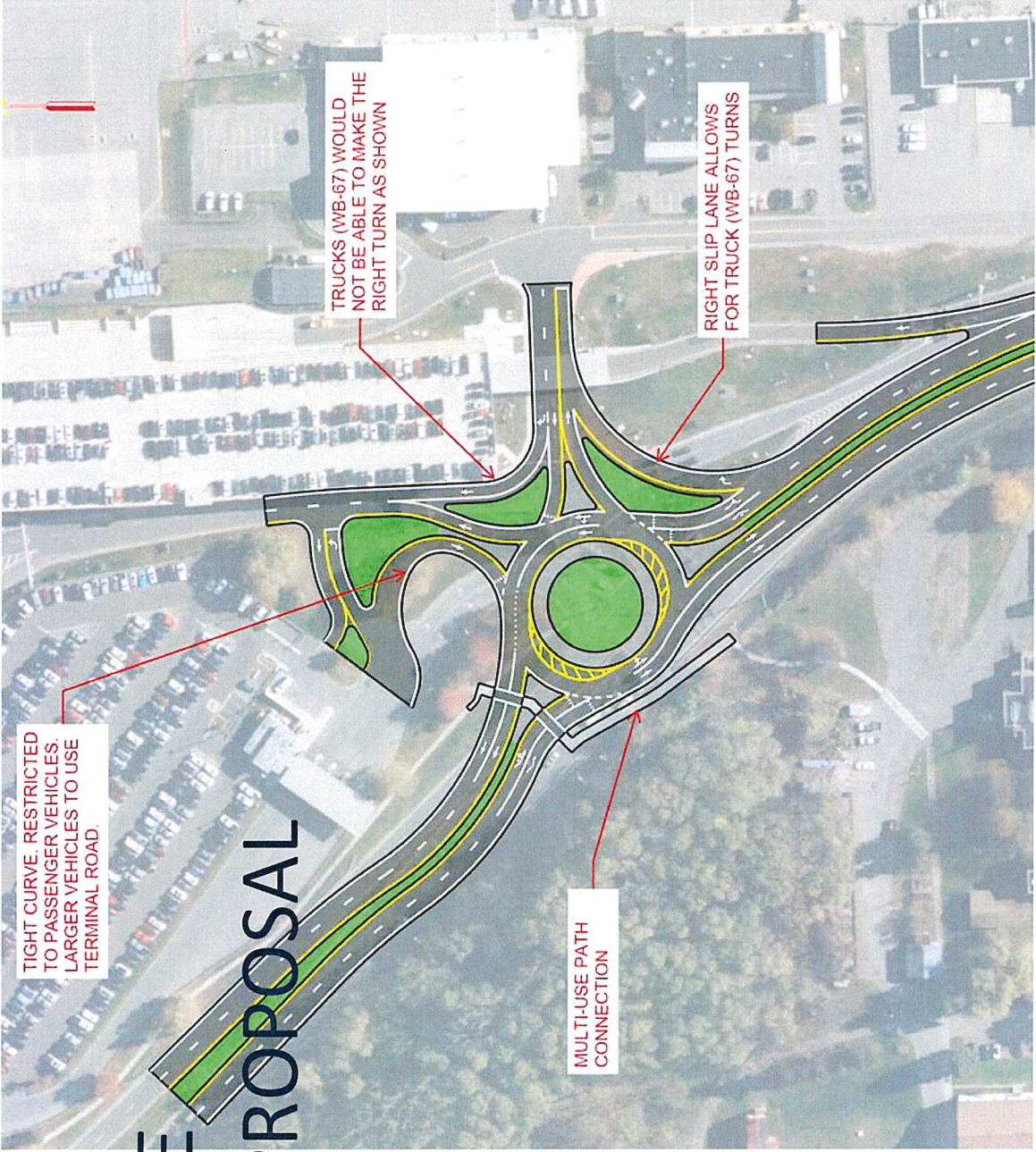
THE CONSULTING, INC.
1000 W. 10TH AVENUE, SUITE 100
DENVER, CO 80202
WWW.THECONSULTING.COM

ALP APPROVAL NOTE
THIS AIRPORT LAYOUT PLAN (ALP) IS A TECHNICAL DRAWING THAT PRESENTS THE PROPOSED AND APPROVED FOR CONSTRUCTION AIRPORT LAYOUT PLAN (ALP) FOR THE AIRPORT. THE ALP IS A TECHNICAL DRAWING THAT PRESENTS THE PROPOSED AND APPROVED FOR CONSTRUCTION AIRPORT LAYOUT PLAN (ALP) FOR THE AIRPORT. THE ALP IS A TECHNICAL DRAWING THAT PRESENTS THE PROPOSED AND APPROVED FOR CONSTRUCTION AIRPORT LAYOUT PLAN (ALP) FOR THE AIRPORT.

ALP CONDITIONS
1. THE AIRPORT LAYOUT PLAN (ALP) IS A TECHNICAL DRAWING THAT PRESENTS THE PROPOSED AND APPROVED FOR CONSTRUCTION AIRPORT LAYOUT PLAN (ALP) FOR THE AIRPORT. THE ALP IS A TECHNICAL DRAWING THAT PRESENTS THE PROPOSED AND APPROVED FOR CONSTRUCTION AIRPORT LAYOUT PLAN (ALP) FOR THE AIRPORT.

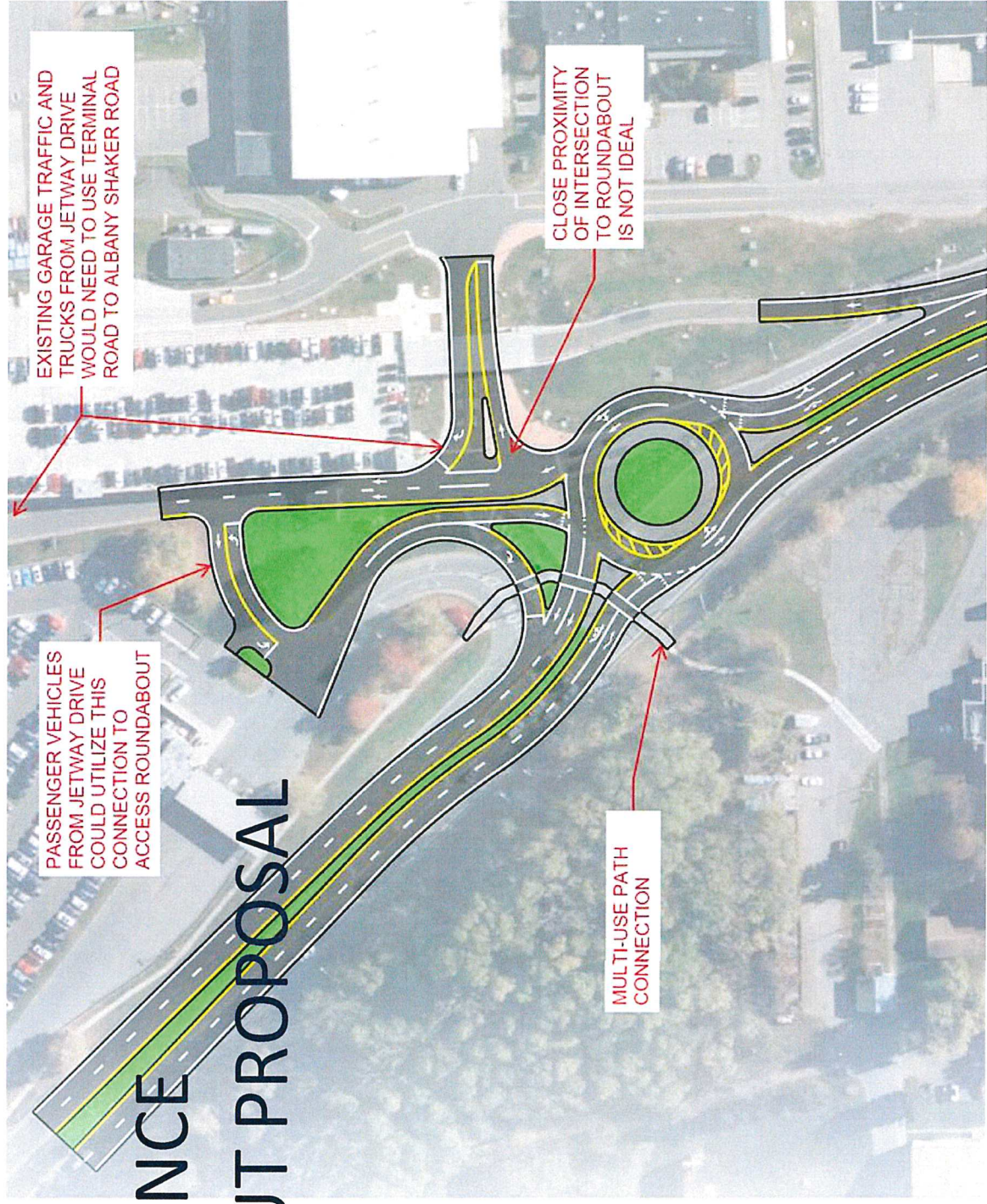
MAIN ENTRANCE ROUNDABOUT PROPOSAL

Concept 1

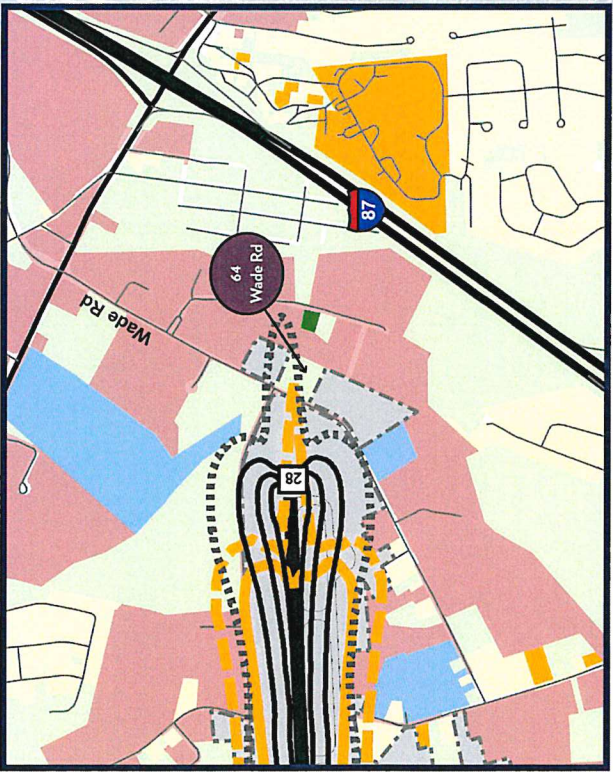


MAIN ENTRANCE ROUNDABOUT PROPOSAL

Concept 2



64 WADE ROAD ACQUISITION



ALB

ALBANY

INTERNATIONAL AIRPORT

AGENDA ITEM NO. 3

Communications and Report of Chief Executive Officer

AGENDA ITEM NO. 4

Chief Operating Officer

AGENDA ITEM NO. 5

Chief Financial Officer



Albany County Airport Authority

Monthly Financial Report

As of March 31, 2026



March 2026 Financial Performance

INTRODUCTION

The attached report includes the Airport's March 2026 statistical highlights, financial information, and operating information. This financial information is presented for the purposes of comparing budget to actual results and for indicating generally how revenues and expenses have compared to budgeted revenues and expenses through March 2026. The financial information presented herewith is prepared on the Albany County Airport Authority's budgetary basis of accounting. The information provided in this report does not include a forecast of the effects of the final settlement based upon the calculation provided for in the 2026 Airport Use and Lease Agreement or make any provision for accrual of funds owed to or from the Signatory Airlines. *This report includes preliminary operating and performance statistics and financial forecasts based upon the budgetary basis of accounting estimates that involve uncertainties that could result in actual financial results differing materially from preliminary estimates.* This report is divided into the following sections: Statistical Information, Financial Information, Airline Rates & Charges, Airport Revenues, Combined Management Expenses, Other Revenues and Expenses, Airline Incentives, Million Air FBO Operations, Line of Credit, Federal (FAA) & State Grants and Employee Counts.

STATISTICAL INFORMATION

Below are the key performance indicators for ALB through March 2026:

		2026 Budget	2026 Actual	Budget Variance	2025 Actual	% Actual 2026 vs. 2025
Enplanements	Current Month	127,997	129,328	1.0%	123,488	4.7%
	Year-to-Date	338,436	361,713	6.4%	344,407	5.0%
Aircraft Seats	Current Month		159,982		162,141	-1.3%
	Year-to-Date		452,096		447,416	1.0%
Load Factor	Current Month		81%		76%	6.1%
	Year-to-Date		80%		77%	3.9%
Aircraft Operations	Current Month	4,230	6,267	32.5%	4,775	31.2%
	Year-to-Date	11,466	14,046	18.4%	7,652	83.6%
Landed Weight (1,000#)	Current Month	163,789	154,398	-6.1%	149,304	3.4%
	Year-to-Date	450,388	424,803	-6.0%	409,340	3.8%
Cargo & Mail (Tons)	Current Month	1,774	958	-85.2%	1,447	2.0%
	Year-to-Date	4,762	3,392	-40.4%	4,134	-17.9%

FINANCIAL INFORMATION

Unrestricted working capital has improved by \$2,882,798 since January 1, 2026. Total unrestricted cash as of March 31, 2026 is \$44,936,589, an increase of \$4,293,433 since the beginning of 2026.

	3/31/2026	12/31/2025	Change
Cash	\$44,936,589	\$40,643,156	\$ 4,293,433
Accounts Receivable	4,048,564	6,867,441	(2,818,877)
Prepaid Expenses	588,738	1,426,597	(837,859)
Unrestricted Assets	49,573,891	48,937,194	636,697
Payables from Unrestricted Assets	(12,751,199)	(14,997,300)	2,246,101
Unrestricted Working Capital	<u>\$36,822,692</u>	<u>\$33,939,894</u>	<u>\$ 2,882,798</u>

The summary of Revenues, Expenses and Net Results shows YTD 2026 results compared to the 2026 budgeted amounts and 2025 actual amounts. The summary shows the YTD net operating results for 2026 are more than the amount budgeted by \$2,549,218. These YTD results do not reflect the adjustments for year-end settlement or reflect other year-end adjustments for 2026 which affect the revenue sharing with the airlines.

	2026 YTD Budget	2026 YTD Actual	2025 YTD Actual	Prior Year Variance
Airport revenues	\$ 15,478,628	\$ 15,943,794	\$ 15,143,530	800,264
FBO revenues less cost of sales	1,776,315	2,222,466	2,126,468	95,998
Total operating expenses	(14,197,359)	(13,164,607)	(13,102,376)	(62,231)
Operating results	3,057,584	5,001,653	4,167,622	834,031
Other revenue and (expenses), net	(995,629)	(390,480)	(918,217)	527,737
Net results	<u>\$ 2,061,955</u>	<u>\$ 4,611,173</u>	<u>\$ 3,249,405</u>	
Net variances: (2026 Actual to Budget)		<u>\$ 2,549,218</u>		
(2026 Actual to 2025 Actual)				<u>\$ 1,361,768</u>

Under the revenue sharing formula, the net revenues or deficiency at year-end are split fifty (50) percent to the signatory airlines and fifty (50) percent to the Authority, subject to certain limitations which require the airlines to ensure the Authority's net revenues are not less than 125 percent of its annual debt service requirement.

The summary information above does not reflect the effect of allocating all budget variances in accordance with the Airport Use and Lease Agreement or the potential assessment of charges to meet debt service coverage requirements, and accordingly, does not reflect the amount of an accumulated potential year-end settlement with the signatory airlines.

AIRLINE RATES AND CHARGES

Airline Rates and Charges shown for 2026 are based on the adopted budget and are calculated using the formulas incorporated into the Airline Use and Lease Agreement. Final 2026 rates will be calculated in the final settlement and revenue sharing report. The signatory airlines will be billed or credited for their share of any final variance and the Authority will fund its share of any negative variance from its reserves.

AIRPORT REVENUES

AIRPORT REVENUES for YTD 2026 are \$15,943,794 and are \$465,166 more than the \$15,478,628 budget to date. The main contributors to the increase are parking and rental car revenues.

FBO NET OPERATING REVENUES (revenues less cost of sales) for YTD 2026 are \$2,222,466 and are \$446,151 greater than the \$1,776,315 YTD budget.

PUBLIC PARKING REVENUES for YTD 2026 total \$6,725,064 compared to \$6,128,456 in YTD 2025, a 9.7% increase and are \$128,355 higher than budgeted for 2026. Parking revenue per passenger increased from \$17.79 in YTD 2025 to \$19.49 in YTD 2026.

RENTAL CAR REVENUES for YTD 2026 total \$1,173,586 compared to \$1,053,607 in YTD 2025 and are \$142,537 higher than budgeted for 2026. Rental car revenue per passenger was \$3.24 in YTD 2026 compared to \$3.06 in YTD 2025.

FOOD AND BEVERAGE REVENUES for YTD 2026 total \$366,699 compared to \$351,298 in YTD 2025 and are \$26,244 higher than budgeted for 2026. Revenue per passenger was \$1.01 in YTD 2026, which is a decrease from \$1.02 in YTD 2025.

RETAIL REVENUES for YTD 2026 total \$258,768 compared to \$244,254 in YTD 2025 and are \$15,740 higher than budgeted. Revenue per passenger was \$0.72 in YTD 2026 compared to \$0.71 in YTD 2025.

		2026 Budget	2026 Actual	Budget Variance	2025 Actual	% Actual 2026 vs. 2025
Parking	Current Month	\$ 2,599,219	\$ 2,548,046	-2.0%	\$ 2,347,651	8.5%
	Year-to-Date	\$ 6,596,709	\$ 6,725,064	1.9%	\$ 6,128,456	9.7%
	YTD Rev/Enp	\$ 19.49	\$ 18.59	-4.8%	\$ 17.79	4.5%
Rental Cars	Current Month	\$ 363,110	\$ 448,583	19.1%	\$ 387,151	15.9%
	Year-to-Date	\$ 1,031,049	\$ 1,173,586	12.1%	\$ 1,053,607	11.4%
	YTD Rev/Enp	\$ 3.05	\$ 3.24	6.1%	\$ 3.06	6.1%
Food and Beverage	Current Month	\$ 131,815	\$ 130,743	-0.8%	\$ 121,750	7.4%
	Year-to-Date	\$ 340,455	\$ 366,699	7.2%	\$ 351,298	4.4%
	YTD Rev/Enp	\$ 1.01	\$ 1.01	0.8%	\$ 1.02	-0.6%
Retail	Current Month	\$ 91,651	\$ 99,676	8.1%	\$ 87,966	13.3%
	Year-to-Date	\$ 243,028	\$ 258,768	6.1%	\$ 244,254	5.9%
	YTD Rev/Enp	\$ 0.72	\$ 0.72	-0.4%	\$ 0.71	0.9%

COMBINED MANAGEMENT OPERATING EXPENSES

The airports three operating centers have combined operating expense results (including FBO cost of sales) is as follows:

	2026 YTD Budget	2026 YTD Actual	Budget Variance	2025 YTD Actual	Prior Year Variance
AvPorts	\$10,663,358	\$ 9,867,778	\$ (795,580)	\$10,083,561	\$ (215,783)
Million Air Authority	3,040,672	2,899,936	(140,736)	2,831,693	68,243
	1,733,719	1,779,293	45,574	1,706,921	72,372
Total	\$15,437,749	\$14,547,007	\$ (890,742)	\$14,622,175	\$ (75,168)
Variance			-5.8%		-0.5%

OTHER REVENUES AND EXPENSES

Other revenues and expenses when netted together for YTD 2026 are \$605,149 more than budgeted mainly due to more YTD PFCs collections.

AIRLINE INCENTIVES

Airline incentives paid to new entrant carriers or for new route services for YTD through March was \$226,410 compared to \$92,252 for YTD 2025.

MILLION AIR FBO OPERATIONS

The commercial and retail YTD revenues and cost of sales results are as follows:

	2026 YTD Budget	2026 YTD Actual	Budget Variance	2025 YTD Actual	Prior Year Variance
Revenues	\$ 3,016,705	\$ 3,604,866	\$ 588,161	\$ 3,646,267	\$ (41,401)
Cost of Sales	(1,240,390)	(1,382,400)	(142,010)	(1,519,799)	137,399
Net results before O & M Expenses	\$ 1,776,315	\$ 2,222,466	\$ 446,151	\$ 2,126,468	\$ 95,998
			25.1%		4.5%

2026 YTD Net Results before YTD Operating and Maintenance expenses were \$446,151 more than budgeted and \$95,998 more than YTD 2025.

		2026 Budget	2026 Actual	Budget Variance	2025 Actual	% Actual 2026 vs. 2025
Jet A	Current Month	106,184	130,492	18.6%	98,068	33.1%
	Year-to-Date	286,307	340,312	15.9%	300,910	13.1%
AvGas	Current Month	4,491	6,539	31.3%	4,642	40.9%
	Year-to-Date	11,521	14,489	20.5%	11,103	30.5%
Deicing Gallons Sprayed	Current Month	14,049	8,640	-62.6%	2,838	204.4%
	Year-to-Date	45,786	42,864	-6.8%	30,890	38.8%
Deicing Gallons Consortium	Current Month	10,555	17,504	39.7%	2,345	646.4%
	Year-to-Date	43,310	72,232	40.0%	46,602	55.0%

Operating expenses, not including the cost of retail sales, for YTD 2026 were \$282,746 less than budgeted. A statement of FBO Results is included.

LINE OF CREDIT

On March 28, 2024 the Authority closed on a \$30 million line of credit with M&T Bank to provide cash to help fund Authority payments on the terminal connector project until the reimbursements from the NYS DOT and FAA are received. Below is the activity on the line of credit:

	Draw Date	Amount	Repayment Date	Partial Repayment Amount	Partial Repayment Date	Partial Repayment Amount	Partial Repayment Date	Current LOC Balance
LOC Draw 01	8-Mar-24	\$ 984,381.73	12-Aug-24					
LOC Draw 02	8-Mar-24	761,816.97	2-Apr-24					
LOC Draw 03	20-Mar-24	959,655.24	8-Apr-24					
LOC Draw 04	9-May-24	2,152,308.12	1-Jul-24					
LOC Draw 05	9-May-24	1,285,737.86	1-Jul-24					
LOC Draw 06	14-Jun-24	2,586,897.15	2-Oct-24					
LOC Draw 07	14-Jun-24	2,337,750.23	2-Oct-24					
LOC Draw 08	22-Aug-24	4,055,372.75	16-Oct-24					
LOC Draw 09	15-Nov-24	3,159,332.20	10-Jan-25					
LOC Draw 10	23-Dec-24	1,554,653.15		293,829.45	15-Jul-25	1,260,823.70	14-Nov-25	
LOC Draw 11	16-Jan-25	1,045,137.75		197,531.03	15-Jul-25	847,606.72	14-Nov-25	
LOC Draw 11	16-Jan-25	1,667,596.47	27-Mar-25					
LOC Draw 12	27-Feb-25	875,236.80		165,419.76	15-Jul-25	709,817.04	14-Nov-25	
LOC Draw 12	27-Feb-25	1,342,431.04	18-Apr-25					
LOC Draw 13	5-Mar-25	1,104,266.22	18-Apr-25					
LOC Draw 13	5-Mar-25	1,366,011.17	18-Apr-25					
LOC Draw 14	28-Apr-25	618,447.81		116,886.64	15-Jul-25	501,561.17	14-Nov-25	
LOC Draw 14	28-Apr-25	579,232.10	2-Jun-25					
LOC Draw 15	12-May-25	391,933.11	2-Jun-25					
LOC Draw 15	12-May-25	937,919.23		177,266.73	15-Jul-25	760,652.50	14-Nov-25	
LOC Draw 16	28-May-25	896,225.85	15-Jul-25					
LOC Draw 16	28-May-25	1,099,420.41	14-Nov-25					
LOC Draw 17	23-Jun-25	326,556.42	4-Sep-25					
LOC Draw 17	23-Jun-25	1,442,159.62	14-Nov-25					
LOC Draw 18	4-Aug-25	448,729.65	30-Oct-25					
LOC Draw 18	4-Aug-25	2,761,014.98	14-Nov-25					
LOC Draw 19	22-Sep-25	502,138.65	29-Dec-25					
LOC Draw 19	22-Sep-25	1,712,359.32	14-Nov-25					
LOC Draw 19	22-Sep-25	1,547,250.22	14-Nov-25					
LOC Draw 20	9-Dec-25	788,486.03	2-Feb-26					
LOC Draw 20	9-Dec-25	2,438,083.80	13-Apr-26					
LOC Draw 21	14-Jan-26	1,863,455.39	13-Apr-26					
LOC Draw 21	14-Jan-26	1,642,515.80	13-Apr-26					
Outstanding								\$ -

The line of credit renewed on March 28, 2025 with a two year term expiring on March 28, 2027.

FEDERAL (FAA) & NYS DOT GRANTS

The Authority accepts various FAA and NYS DOT grants to fund capital improvements at the Airport. Below is the status of the current grants as of March 31, 2026:

FAA Grants:	FAA Grant #	Grant Amount	Balance
Acquire Snow Removal Equipment	147-2021	\$ 1,537,635	\$ 582,999
American Rescue Plan Act (ARPA)	148-2022	\$ 12,113,224	\$ -
Rehabilitate Rwy 10/28 & Taxiway C	150-2022	\$ 7,144,824	\$ -
Replace ATCT HVAC & Roof	151-2023	\$ 2,000,000	\$ 228,206
Reconstruct Terminal A & 2 PBBs	152-2025	\$ 10,600,000	\$ 1,336,944
Rehabilitate Rwy 1/19 & Perimeter Road	153-2025	\$ 9,326,858	\$ 1,374,758
Reconstruct 60,000 of Existing Terminal	154-2026	\$ 21,915,184	\$ 12,238,152
Reconstruct General Aviation Apron	155-2026	\$ 12,936,210	\$ 12,675,905
Reconstruct General Aviation Apron Ph II	156-2026	\$ 5,390,559	\$ 5,390,559

New York State DOT Grants:	State Grant #	Grant Amount	Balance
Rehabilitate Rwy 10/28 & Taxiway C	1A00.30	\$ 394,777	\$ 394,777
Replace ATCT HVAC & Roof	1A00.31	\$ 52,632	\$ 52,632
Rehabilitate Rwy 1/19 & Perimeter Road	1A00.32	\$ 518,159	\$ 518,159
Reconstruct Terminal A & 2 PBBs	1A00.33	\$ 278,948	\$ 278,948
Reconstruct 60,000 of Existing Terminal	TBD	\$ 1,217,510	\$ 1,217,510
Rehabilitate Elevators	1A00.94	\$ 1,612,560	\$ 1,080,009
Terminal Expansion Connector	1A00.95	\$ 60,000,000	\$ 15,273,337

EMPLOYEE COUNTS

	2025		2026			Variance	
	Budget	Dec-25	Budget	Jan-26	Feb-26	Mar-26	Budget vs. Mar-26
AvPorts:							
Airfield	29.5	22.5	31.5	19.5	21.5	21.5	10.0
Terminal	41.0	33.0	46.0	31.0	37.0	37.0	9.0
Loading Bridges	3.0	3.0	3.0	3.0	3.0	3.0	-
Parking	33.0	29.0	40.5	28.5	28.5	29.5	11.0
Curbside Security	3.0	4.0	3.0	4.0	4.0	3.0	-
ARFF	26.0	25.0	26.0	25.0	25.0	25.0	1.0
Operations	22.0	17.0	22.0	17.0	17.0	18.0	4.0
Vehicles & Equipment	12.0	9.0	12.0	9.0	8.0	9.0	3.0
Administration	9.5	7.5	8.7	7.5	7.5	7.5	1.2
Total AvPorts Positions	179.0	150.0	192.7	144.5	151.5	153.5	39.2
Million Air:							
Commercial	11.0	11.0	14.0	14.0	14.0	14.0	-
General Aviation	22.0	22.0	23.0	21.0	21.0	21.0	2.0
Administration	5.0	4.0	5.0	5.0	5.0	5.0	-
Total Million Air Positions	38.0	37.0	42.0	40.0	40.0	40.0	2.0
Authority Positions	22.0	20.0	20.0	20.0	20.0	20.0	-
Total Positions	239.0	207.0	254.7	204.5	211.5	213.5	41.2

Albany International Airport
Airline and Direct Market Flights
For the week of May 10, 2026

<u>AIRLINE</u>	Sunday	Monday	Tuesday	Wednesday	Thursday	Friday	Saturday
Allegiant	3	3			3	3	1
American	15	15	15	15	15	15	14
Avelo	1				1		
Breeze	1	2		1	1	2	1
Delta	9	9	9	9	9	9	7
Jet Blue	2	2	2	2	2	2	2
Southwest	12	11	11	11	11	11	12
United	10	10	9	9	10	10	10
	53	52	46	47	52	52	47

<u>DIRECT MARKET</u>	Sunday	Monday	Tuesday	Wednesday	Thursday	Friday	Saturday
Atlanta	3	3	3	3	3	3	3
Baltimore	5	5	5	5	5	5	5
Charleston	1				1		
Charlotte	3	3	3	3	3	3	3
Charlotte/Concord	1				1		
Chicago-Midway	2	2	2	2	2	2	1
Chicago-O'Hare	9	9	8	8	9	9	9
Denver	2	1	1	1	1	1	1
Detroit	4	4	4	4	4	4	3
Fort Lauderdale	1	2	1	1	1	2	1
Ft. Myers				1			1
Myrtle Beach		1				1	
Nashville	1	1	1	1	1	1	1
New York LaGuardia	2	2	2	2	2	2	1
Orlando	3	3	3	3	3	3	4
Orlando/Sanford		1				1	
Philadelphia	4	4	4	4	4	4	4
Punta Gorda	1				1		1
Raleigh Durham	1	1			1	1	
Sarasota Bradenton	1				1		
St. Petersburg		1				1	
Tampa	1	1	1	1	1	1	2
Washington/Dulles	4	4	4	4	4	4	4
Washington/Reagan	4	4	4	4	4	4	3
	53	52	46	47	52	52	47

Albany County Airport Authority
Statements of Net Position

	March 31, 2026	March 31, 2025
<u>ASSETS</u>		
CURRENT ASSETS		
Unrestricted Assets		
Cash and Cash Equivalents	\$12,777,455	\$8,391,185
Development Fund	32,159,134	28,212,265
Accounts Receivable	1,063,245	2,846,881
Leases	2,985,319	2,483,902
Prepaid Expenses	588,738	648,881
Total Unrestricted Assets	49,573,891	42,583,114
Restricted Assets		
Operating and Renewal Reserves	9,958,278	9,498,561
CFC Funds	510,941	492,454
Capital Funds	13,624,613	18,016,423
PFC Funds	6,152,420	8,560,564
Revenue Bond Funds	9,176,001	9,840,139
FAA Restricted Funds	231,542	223,164
Concession Improvement Funds	793,745	765,025
Total Restricted Assets	40,447,540	47,396,330
Total Current Assets	90,021,431	89,979,444
NON-CURRENT ASSETS		
Capital Assets	338,534,100	301,467,470
Lease Receivable	9,766,831	13,832,941
Prepaid Expenses	147,926	163,361
Total Non-Current Assets	348,448,857	315,463,772
Total Assets	438,470,288	405,443,216
<u>DEFERRED OUTFLOWS OF RESOURCES</u>		
Refunding	205,262	386,207
OPEB Expenses	324,737	622,429
Pension Expenses	731,279	930,867
Total Deferred Outflows of Resources	1,261,278	1,939,503
TOTAL ASSETS AND DEFERRED OUTFLOWS	439,731,566	407,382,719
<u>LIABILITIES AND NET ASSETS</u>		
CURRENT LIABILITIES		
Payable from Unrestricted Assets	12,751,199	9,434,534
Payable from Restricted Assets	20,977,211	20,852,784
Total Current Liabilities	33,728,410	30,287,318
NON-CURRENT LIABILITIES		
Bonds and other debt obligations	33,835,564	42,768,796
Net OPEB Liability	5,647,920	5,866,207
Net Pension Liability - proportionate share	786,080	746,999
Total Non-Current Liabilities	40,269,564	49,382,002
Total Liabilities	73,997,974	79,669,320
<u>DEFERRED INFLOWS OF RESOURCES</u>		
Concession Improvement Funds	1,227,014	1,090,636
OPEB Expenses	603,874	725,677
Pension Expenses	53,781	379,064
Leases	11,860,890	15,194,017
Total Deferred Inflows of Resources	13,745,559	17,389,394
<u>NET POSITION</u>		
Invested in Capital Assets, net of Related Debt	299,112,848	256,923,644
Restricted	24,533,839	28,016,124
Unrestricted	28,341,346	25,384,237
Net Position	351,988,033	310,324,005
TOTAL LIABILITIES, DEFERRED INFLOWS AND NET POSITION	\$ 439,731,566	\$ 407,382,719

Albany County Airport Authority
2026 Summary of Revenues, Expenses and Net Results
For the three months ended March 31, 2026

	2026		March 2026			March 2025 YTD Unaudited	2026 Actual/ Prior Year Variance %
	Adopted FY Budget	Budget YTD	Actual YTD	Variance YTD	Variance %		
AIRPORT OPERATING REVENUES							
Airline	\$ 14,191,203	\$ 5,248,020	\$ 5,361,246	\$ 113,225	2.2%	\$ 5,320,223	0.8%
Non-Airline	43,420,569	10,230,608	10,582,548	351,941	3.4%	9,823,307	7.7%
Total Revenues	<u>57,611,772</u>	<u>15,478,628</u>	<u>15,943,794</u>	<u>465,166</u>	<u>3.0%</u>	<u>15,143,530</u>	<u>5.3%</u>
AIRPORT OPERATING EXPENSES							
Personal Services	15,047,390	3,723,369	3,357,629	(365,740)	-9.8%	3,441,412	-2.4%
Employee Benefits	7,316,856	1,898,214	1,761,580	(136,634)	-7.2%	1,636,754	7.6%
Utilities & Communications	2,865,614	996,741	1,031,780	35,039	3.5%	1,010,519	2.1%
Purchased Services	9,084,020	3,136,568	3,028,618	(107,950)	-3.4%	3,093,623	-2.1%
Material & Supplies	6,631,003	1,886,729	1,930,714	43,985	2.3%	1,853,730	4.2%
Office	1,168,560	433,092	271,412	(161,680)	-37.3%	265,948	2.1%
Administration	1,181,471	304,364	222,925	(81,440)	-26.8%	285,650	-22.0%
Non-Capital Equipment	18,000	18,000	42,413	24,413	0.0%	202,846	-79.1%
Total Expenses	<u>43,312,914</u>	<u>12,397,077</u>	<u>11,647,071</u>	<u>(750,007)</u>	<u>-6.0%</u>	<u>11,790,482</u>	<u>-1.2%</u>
AIRPORT OPERATING RESULTS	<u>14,298,858</u>	<u>3,081,551</u>	<u>4,296,723</u>	<u>1,215,173</u>	<u>39.4%</u>	<u>3,353,048</u>	<u>28.1%</u>
FBO OPERATING RESULTS	<u>1,836,297</u>	<u>(23,967)</u>	<u>704,930</u>	<u>728,896</u>	<u>-3041.2%</u>	<u>814,574</u>	<u>-13.5%</u>
TOTAL OPERATING RESULTS	<u>16,135,155</u>	<u>3,057,584</u>	<u>5,001,653</u>	<u>1,944,069</u>	<u>63.6%</u>	<u>4,167,622</u>	<u>20.0%</u>
OTHER REVENUES (EXPENSES)							
Interest Earnings	2,241,000	560,250	509,776	(50,474)	-9.0%	554,508	-8.1%
Passenger Facility Charges	3,648,084	912,021	1,534,054	622,033	68.2%	910,368	68.5%
ACAA Debt Service	(9,940,000)	(2,485,000)	(2,485,000)	-	0.0%	(2,479,065)	0.2%
Insurance Recoveries	-	-	15,525	15,525	0.0%	-	100.0%
Line of Credit Interest	(200,000)	(75,000)	(56,935)	18,065	-24.1%	(17,847)	0.0%
Grant Income	-	-	-	-	0.0%	21,719	0.0%
Improvement Charges	368,400	92,100	92,100	-	0.0%	92,100	0.0%
Total Other Revenues(Expenses)	<u>(3,882,516)</u>	<u>(995,629)</u>	<u>(390,480)</u>	<u>605,149</u>	<u>-60.8%</u>	<u>(918,217)</u>	<u>-57.5%</u>
INCOME/(LOSS) BEFORE CAPITAL CONTRIBUTIONS	<u>12,252,639</u>	<u>2,061,955</u>	<u>4,611,173</u>	<u>2,549,218</u>	<u>123.6%</u>	<u>3,249,405</u>	<u>41.9%</u>
AIRLINE INCENTIVES	<u>(400,000)</u>	<u>(100,000)</u>	<u>(226,410)</u>	<u>(126,410)</u>	<u>126.4%</u>	<u>(92,252)</u>	<u>145.4%</u>
CAPITAL CONTRIBUTIONS	<u>-</u>	<u>-</u>	<u>608,887</u>	<u>608,887</u>	<u>0.0%</u>	<u>1,382,603</u>	<u>0.0%</u>
INCREASE (DECREASE) IN NET POSITION	<u>\$ 11,852,639</u>	<u>\$ 1,961,955</u>	<u>\$ 4,993,650</u>	<u>3,031,695</u>	<u>154.5%</u>	<u>4,539,756</u>	<u>10.0%</u>
NET POSITION, BEGINNING OF PERIOD			<u>346,994,383</u>			<u>305,784,249</u>	
NET POSITION, END OF PERIOD			<u>\$ 351,988,033</u>			<u>\$ 310,324,005</u>	
RECONCIATION TO AIRLINE FUNDS REMAINING:							
NET RESULTS BEFORE CAPITAL CONTRIBUTION	12,252,639	2,061,955	4,611,173	2,549,218	123.6%	3,249,405	41.9%
Less: Capital Improvements	(6,000,000)	(1,500,000)	(1,500,000)	-	0.0%	(4,044,255)	-62.9%
Less: Reserve Requirements	66,020	16,505	16,505	-	0.0%	(650,670)	-102.5%
NET RESULTS	<u>6,318,659</u>	<u>578,460</u>	<u>3,127,678</u>	<u>2,549,218</u>	<u>440.7%</u>	<u>(1,445,520)</u>	<u>-316.4%</u>
Revenue Sharing:							
Transfer to/from Airlines (50%)	3,159,330	289,230	1,563,839	1,274,609	440.7%	(722,760)	-316.4%
Authority Share (50%)	3,159,330	289,230	1,563,839	1,274,609	440.7%	(722,760)	-316.4%
Less: Airline Incentives	(400,000)	(100,000)	(226,410)	(126,410)	126.4%	(92,252)	145.4%
Net Authority Share	<u>\$ 2,759,330</u>	<u>\$ 189,230</u>	<u>\$ 1,337,429</u>	<u>\$ 1,148,199</u>	<u>606.8%</u>	<u>\$ (815,012)</u>	<u>-264.1%</u>

Albany County Airport Authority
Operating Revenues
For the three months ended March 31, 2026

	2026	March 2026				March	2026 Actual/
	Adopted FY Budget	Budget YTD	Actual YTD	Variance YTD	Variance %	2025 YTD Unaudited	Prior Year Variance %
AIRLINE REVENUES							
COMMERCIAL							
Landing Fees-Signatory	\$ 7,550,919	\$ 1,951,686	\$ 2,013,544	\$ 61,858	3.2%	\$ 1,942,118	3.7%
Airline Apron Fees	1,138,138	284,535	299,659	15,124	5.3%	250,959	19.4%
Glycol Disposal Fee	317,500	255,000	266,917	11,917	4.7%	241,673	10.4%
CARGO							
Landing Fees-Signatory	854,000	197,056	181,068	(15,989)	-8.1%	180,944	0.1%
TERMINAL							
Loading Bridges	745,324	186,330	163,040	(23,291)	-12.5%	208,322	-21.7%
Space Rental	3,585,322	2,373,413	2,409,131	35,717	1.5%	2,465,474	-2.3%
Non-Signatory Per Turn Fee	0	0	27,888	27,888	0.0%	30,732	-9.3%
TOTAL AIRLINE REVENUES	14,191,203	5,248,020	5,361,246	113,225	2.2%	5,320,223	0.8%
NON-AIRLINE REVENUES							
AIRFIELD							
Tenant Maintenance	43,708	10,927	0	(10,927)	-100.0%	25,521	-100.0%
Total Airfield	43,708	10,927	0	(10,927)	-100.0%	25,521	-100.0%
TERMINAL							
Utility Reimbursement	44,155	11,012	11,289	277	2.5%	9,790	15.3%
Tenant Maintenance	24,000	6,000	(19,778)	(25,778)	-429.6%	0	0.0%
Space Rent - Non Airline	196,915	49,229	57,733	8,504	17.3%	62,299	-7.3%
Space Rent - Fixed Non Airline	565,554	141,389	155,183	13,794	9.8%	141,389	9.8%
Food & Beverage	1,596,810	340,455	366,699	26,244	7.7%	351,298	4.4%
Retail	1,059,270	243,027	258,768	15,740	6.5%	244,254	5.9%
ATM	14,480	3,620	3,611	(9)	-0.2%	3,598	0.4%
Operating Permits	395,253	98,072	131,817	33,746	34.4%	91,557	44.0%
Vending Machines	19,800	4,950	4,559	(391)	-7.9%	4,675	-2.5%
Baggage Cart Rentals	15,000	3,750	(3,823)	(7,573)	-201.9%	3,314	-215.4%
Total Terminal	3,931,237	901,503	966,056	64,554	7.2%	912,173	5.9%
GROUND TRANSPORTATION							
Parking	25,731,850	6,596,709	6,725,064	128,355	1.9%	6,128,456	9.7%
Rental Cars	6,988,020	1,031,439	1,173,586	142,147	13.8%	1,053,607	11.4%
Access Fees	0	0	0	0	0.0%	44,070	-100.0%
TNCs	408,000	102,000	109,514	7,514	7.4%	101,643	7.7%
Garage Space Rent	93,294	23,323	23,323	0	0.0%	22,425	4.0%
Garage Kiosk Rent	21,600	5,400	5,400	0	0.0%	5,400	0.0%
Total Ground Transportation	33,242,764	7,758,872	8,036,888	278,016	3.6%	7,355,601	9.3%
OTHER AIRPORT							
Telephone System - Tenants	45,916	11,479	11,229	(250)	-2.2%	11,669	-3.8%
Building Rental	105,752	19,059	19,059	0	0.0%	19,062	0.0%
Control Tower Rental	824,812	205,647	205,647	0	0.0%	197,662	4.0%
Air Cargo Facility	1,315,376	328,844	326,199	(2,645)	-0.8%	328,844	-0.8%
State Executive Hangar	1,247,083	311,771	311,771	0	0.0%	311,771	0.0%
T Hangars	195,960	48,990	43,114	(5,876)	-12.0%	39,316	9.7%
Tie Downs	1,680	420	1,153	733	174.6%	421	174.2%
Industrial Park	627,302	153,738	173,045	19,306	12.6%	137,030	26.3%
Land Rental	391,994	95,955	95,955	0	0.0%	101,366	-5.3%
Hangar Rental	1,013,693	249,527	249,317	(210)	-0.1%	238,879	4.4%
Antenna Space Rental	86,006	21,472	21,472	0	0.0%	21,132	1.6%
Internet and Cable Access	2,660	665	665	0	0.0%	665	0.0%
Fingerprinting	45,600	11,400	11,174	(226)	-2.0%	12,420	-10.0%
Tenant Maintenance	998	250	0	(250)	-100.0%	0	0.0%
Ebay/Scrap/Equipment Sales	5,000	1,250	1,599	349	28.0%	14,091	-88.6%
Utility Reimbursement	176,030	60,839	86,427	25,588	42.1%	69,908	23.6%
Reimbursement of Property Taxes	45,000	20,000	11,598	(8,402)	-42.0%	19,372	-40.1%
Other	72,000	18,000	10,181	(7,819)	-43.4%	6,405	59.0%
Total Other Airport	6,202,860	1,559,306	1,579,604	20,298	1.3%	1,530,012	3.2%
TOTAL NON AIRLINE REVENUES	43,420,569	10,230,608	10,582,548	351,941	3.4%	9,823,307	7.7%
TOTAL REVENUES	\$ 57,611,772	\$ 15,478,628	\$ 15,943,794	\$ 465,166	3.0%	\$ 15,143,530	5.3%

Albany County Airport Authority
FBO Results
For the three months ended March 31, 2026

	2026	March 2026				March	2026 Actual/
	Adopted FY Budget	Budget YTD	Actual YTD	Variance YTD	Variance %	2025 YTD Unaudited	Prior Year Variance %
REVENUES							
Retail Fuel							
Jet A Fuel Sales	\$ 6,167,000	\$ 1,072,938	\$ 1,231,810	\$ 158,873	14.8%	\$ 1,335,612	-7.8%
AvGas Fuel Sales	462,400	69,141	81,640	12,498	18.1%	61,119	33.6%
Commercial AvGas Fuel Sales	18,000	4,500	2,750	(1,750)	-38.9%	3,499	-21.4%
Auto & Diesel Fuel Sales	290,000	107,275	132,357	25,082	23.4%	105,482	25.5%
Retail Fuel Sales	6,937,400	1,253,854	1,448,557	194,703	15.5%	1,505,712	-3.8%
Into Plane Fees	875,000	189,923	184,935	(4,988)	-2.6%	195,535	-5.4%
Fuel Farm Fees	1,230,000	273,739	262,430	(11,308)	-4.1%	280,384	-6.4%
General Aviation Landing Fees	482,500	82,500	101,751	19,251	23.3%	94,156	8.1%
Aircraft Parking Fees	650,000	115,000	165,385	50,385	43.8%	102,329	61.6%
Deicing Services	1,603,790	940,292	1,202,749	262,457	27.9%	1,271,961	-5.4%
FBO Properties	441,344	135,897	169,534	33,638	24.8%	175,436	-3.4%
FBO Services	135,500	25,500	69,525	44,025	172.6%	20,754	235.0%
TOTAL REVENUES	12,355,534	3,016,705	3,604,866	588,161	19.5%	3,646,267	-1.1%
COST OF SALES							
Fuel Costs - Jet A	2,107,000	401,377	340,458	(60,919)	-15.2%	599,340	-43.2%
Fuel Discounts - Jet A	150,000	23,075	27,453	4,378	19.0%	41,654	-34.1%
Fuel Costs - SAF	0	0	0	0	0.0%	0	0.0%
Fuel Costs - AvGas	330,400	47,066	54,003	6,937	14.7%	43,140	25.2%
Fuel Discounts - AvGas	12,000	1,924	2,158	234	12.2%	1,632	32.3%
Fuel Costs - Commercial AvGas	13,000	3,250	2,225	(1,025)	-31.5%	2,850	-21.9%
Fuel Costs - Auto & Diesel	228,000	86,000	109,672	23,672	27.5%	85,829	27.8%
Total Fuel Costs	2,840,400	562,692	535,969	(26,723)	-4.7%	774,444	-30.8%
Deicing Costs - Type I & IV	1,180,590	661,702	832,084	170,381	25.7%	734,397	13.3%
Customs Garbage, Oil & Other	64,000	15,996	14,348	(1,648)	-10.3%	10,957	30.9%
Total Cost of Sales	4,084,990	1,240,390	1,382,400	142,011	11.4%	1,519,799	-9.0%
Net Operating	8,270,544	1,776,315	2,222,466	446,151	25.1%	2,126,468	4.5%
OPERATING EXPENSES BY CATEGORY							
Personal Services							
Salaries	2,585,398	640,263	593,354	(46,909)	-7.3%	543,578	9.2%
Overtime	232,878	58,618	76,402	17,783	30.3%	43,423	75.9%
Total Personal Services	2,818,276	698,881	669,756	(29,125)	-4.2%	587,001	14.1%
Employee Benefits	860,516	243,464	181,902	(61,562)	-25.3%	163,083	11.5%
Utilities & Communications	116,800	37,576	44,632	7,056	18.8%	44,004	1.4%
Purchased Services	812,592	304,650	250,478	(54,172)	-17.8%	186,464	34.3%
Materials & Supplies							
Buildings	221,500	137,823	16,871	(120,952)	-87.8%	21,801	-22.6%
Grounds	37,500	9,000	4,675	(4,325)	-48.1%	4,050	15.4%
Vehicles	991,744	241,945	286,005	44,060	18.2%	201,086	42.2%
Total Materials & Supplies	1,250,744	388,768	307,552	(81,216)	-20.9%	226,937	35.5%
Administrative Expenses	425,319	126,942	63,216	(63,726)	-50.2%	81,901	-22.8%
Non-Capital Equipment	150,000	0	0	0	0.0%	22,504	-100.0%
TOTAL EXPENSES	6,434,247	1,800,282	1,517,536	(282,746)	-15.7%	1,311,894	15.7%
FBO Net Direct Cost	\$ 1,836,297	\$ (23,967)	\$ 704,930	\$ 728,896	-3041.3%	\$ 814,574	-13.5%

AGENDA ITEM NO. 6

Project Development

AGENDA ITEM NO. 7

Counsel

AGENDA ITEM NO. 8

Concessions/Ambassador Program

May 12, 2026

Concessions & Ambassador Program Report

Minority Representation in the Concessions Workforce

<u>Date</u> <u>2026</u>	<u>HMSHost</u>	<u>Paradies</u>	<u>Chick fil A</u> <u>(OHM)</u>	<u>Dunkin</u>	<u>Uncommon</u> <u>Grounds</u>	<u>Minority/Total</u> <u>%</u>
January	21/55=38%	10/19=53%	23/30=77%	3/7=43%	14/25=56%	71/136=52%
February	27/53=51%	11/22=50%	23/30=77%	4/6=67%	14/21=67%	79/132=60%
March	24/62=38%	11/22=50%	23/30=77%	4/6=67%	12/21=57%	83/141=59%
April	27/61=44%	11/23=48%	23/31=74%	4/6=67%	12/17=77%	77/138=58%
May						
June						
July						
August						
September						
October						
November						
December						



Concession Revenue

<u>Date</u>	<u>HMSHost</u>	<u>OHM</u>	<u>Paradies</u>	<u>Uncommon</u>	<u>Total</u>	<u>\$/Enp</u>
2026		<u>Chick fil A</u>		<u>Grounds</u>		
<u>January</u>	<u>545,399</u>	<u>194,850</u>	<u>345,633</u>	<u>151,806</u>	<u>1,237,688</u>	<u>\$11.32/enp</u>
<u>February</u>	<u>797,984</u>	<u>Closed</u>	<u>449,825</u>	<u>189,106</u>	<u>1,434,915</u>	<u>\$11.67/enp</u>
<u>March</u>	<u>888,373</u>	<u>42,183</u>	<u>498,381</u>	<u>206,502</u>	<u>1,632,439</u>	<u>\$12.62/enp</u>
<u>April</u>						
<u>May</u>						
<u>June</u>						
<u>July</u>						
<u>August</u>						
<u>September</u>						
<u>October</u>						
 <u>November</u>						
 <u>December</u>						
 <u>Total</u>						

Enplanements

January 2026 – 109,370
February 2026 – 123,015
March 2026 – 129,328



Ambassador Program

2026 Totals

Tours											YTD	
Jan	Feb	Mar	Apr	May	Jun	Jul	Aug	Sep	Oct	Nov	Dec	
-	-	-	-									

Upcoming Tours

East Greenbush - Green Meadow Elementary – 3 classes

- Bell Top Elementary – 2 classes
- Capital District Home Schoolers
- Herkimer County – Owen D. Young Central School District
- Northern Rivers

Jan Feb Mar April Total

Canines

3091	4014	5885	5309		18,299
-------------	-------------	-------------	-------------	--	---------------

Ambassador Hours

649	707	786	843		2985
------------	------------	------------	------------	--	-------------

Guests Served

5789	4839	3627	7373		21,628
-------------	-------------	-------------	-------------	--	---------------

Ambassador Shifts

229	245	285	314		1,073
------------	------------	------------	------------	--	--------------

**Business Center –
April 210 +**

AGENDA ITEM NO. 9

Public Affairs

AGENDA ITEM NO. 10

**Authorization of Contracts/Leases/Contract
Negotiations/Contract Amendments**

AGENDA ITEM NO. 10.1

Lease Agreement: Lease No. L-1277: 14 Jetway Drive (1,799 sq. ft.) with Premium Investigations, LLC

AGENDA ITEM NO: 10.1
MEETING DATE: May 12, 2026

ALBANY COUNTY AIRPORT AUTHORITY
REQUEST FOR AUTHORIZATION

ACAA Approved
05/12/2026

DEPARTMENT: *Legal Department*

Contact Person: *Christine C. Quinn, Authority Counsel*

PURPOSE OF REQUEST:

Lease Agreement: *Lease No. L-1277: 14 Jetway Drive (1,799 sq. ft.) with Premium Investigations, LLC*

LEASE AMOUNT:

Rent: *\$16,191.00/year (\$1,349.25/month)
Subject to a three percent (3%) annual increase.*

BUDGET INFORMATION:

Anticipated in Current Budget: Yes No NA

FISCAL IMPACT - FUNDING (Dollars or Percentages)

Federal State Airport NA
Funding Source: *Airport Operating Budget*

JUSTIFICATION:

Premium Investigations, LLC is requesting to occupy 14 Jetway Drive effective June 1, 2026. This lease agreement will be for a two year term from June 1, 2026 to May 31, 2028. Rent is \$16,191.00 per year (\$9.00 psf), (\$1,349.25 per month) plus utilities. The rent will increase 3% each year.

CHIEF EXECUTIVE OFFICER'S RECOMMENDATION:

Recommend approval.

FINAL AGREEMENT SUBJECT TO APPROVAL BY COUNSEL: YES NA

PROCUREMENT DEPARTMENT APPROVAL:

Procurement complies with Authority Procurement Guidelines and Acting Chief Financial Officer has approved. Yes NA

BACK-UP MATERIAL:

1) *None*

AGENDA ITEM NO. 10.2

Annual Service Contract SC-1210: Authorization to Award a one-year extension for Contract No. SC-1210 Alarm Maintenance Services for the Main Terminal Fire Alarm with Fire, Security & Sound Systems, Inc.

AGENDA ITEM NO: 10.2
MEETING DATE: May 12, 2026

ALBANY COUNTY AIRPORT AUTHORITY
REQUEST FOR AUTHORIZATION

ACAA Approved
05/12/2026

DEPARTMENT:

Contact Person: *Matthew J. Mokey, P.E. Airport Engineer*

PURPOSE OF REQUEST:

Annual Service Contract SC-1210: Authorization to Award a one-year extension for Contract No. SC-1210 Alarm Maintenance Services for the Main Terminal Fire Alarm with Fire, Security & Sound Systems, Inc.

CONTRACT AMOUNT:

One year Amount: \$87,210.00

BUDGET INFORMATION:

Anticipated in Current ALB Capital Plan: Yes ✓ No NA
Funding Account No.: N/A

AWARD CONDITIONS MET:

Apprenticeship N/A DBE Y MWBE N/A

Service Disable Veteran Owned Business (SDVOB) N/A

FISCAL IMPACT - FUNDING (Dollars or Percentages)

Federal N/A State N/A Airport 100% NA
Term of Funding: 2026-2027
Grant No.: <pending> State PIN: <pending>

JUSTIFICATION:

Authorization is requested to award a one-year extension to the Annual Service Contract SC-1210 for the Main Terminal Fire Alarm to Fire, Security and Sound Systems, Inc. (F, S & S) of Latham, N.Y. in the amount of \$87,210.00.

The Airport is currently in the process of changing out alarm systems throughout the Airport. However, due to number of large construction projects currently in progress the replacements have been temporarily put on hold.

The buildings covered would be the Main Terminal, Admin Building, Hangar #1, North & South Parking Garages and the ARFF building to keep the system code compliant.

AGENDA ITEM NO: 10.2
MEETING DATE: May 12, 2026

CHIEF EXECUTIVE OFFICER'S RECOMMENDATION:

Recommend approval.

FINAL AGREEMENT SUBJECT TO APPROVAL BY COUNSEL: YES ✓ NA _____

PROCUREMENT DEPARTMENT APPROVAL:

Procurement complies with Authority Procurement Guidelines and Acting Chief Financial Officer has approved. YES ✓ NO _____.

BACK-UP MATERIAL:

Scope and fee from Fire, Security & Sound Systems, Inc.



A DIVISION OF:



4 Avis Drive- Suite 110
Latham, NY 12110
(518) 250-4364

NYS OGS CONTRACT PROPOSAL

Group 77201- Intelligent Facility and Security Systems & Solutions

Award Number- 23150

FS&S OGS Contract Number- PT68795

NYS Vendor ID- : 1000031076

Date: 4/15/2026

Client: Albany Airport Authority

Contact: John LaClair

Phone: (518) 242-2255w (518) 378-5959c

Email: jlaclair@albanyairport.com

Project: Annual Fire Alarm Test & Inspection
Terminal*Authority*ARFF*Hangar #1*N. Parking (#1)*S. Parking (#2)*NYSP K9

# of Techs	Duration	# Hours	After Hours?	BUILDING	RATE	EXTENDED
3	15 days	360	NO	Terminal Building	126.25	45,450.00
3	7 days	168	YES	Terminal Building	190.00	31,920.00
SUBTOTAL						77,370.00

# of Techs	Duration	# Hours	After Hours?	BUILDING	RATE	EXTENDED
3	2 days	24	NO	Authority / Admin Building/ARFF Building	126.25	3,030.00
SUBTOTAL						3,030.00

# of Techs	Duration	# Hours	After Hours?	BUILDING	RATE	EXTENDED
2	1 day	16	NO	Hangar #1	126.25	2,020.00
SUBTOTAL						2,020.00

# of Techs	Duration	# Hours	After Hours?	BUILDING	RATE	EXTENDED
2	1 day	16	NO	Parking Garage #1 (North)	126.25	2,020.00
SUBTOTAL						2,020.00

# of Techs	Duration	# Hours	After Hours?	BUILDING	RATE	EXTENDED
2	1 day	16	NO	Parking Garage #2 (South)	126.25	2,020.00
SUBTOTAL						2,020.00

# of Techs	Duration	# Hours	After Hours?	BUILDING	RATE	EXTENDED
2	1/4 day	4	NO	NYSP K9 / Bomb Squad	126.25	505.00
SUBTOTAL						505.00

# of Techs	Duration	# Reports	After Hours?	BUILDING	RATE	EXTENDED
N/A	N/A	7	N/A	Mandatory Compliance Engine Fee (per system/upload)	35.00	245.00

ANNUAL FIRE ALARM TEST & INSPECT AGREEMENT AMOUNT						87,210.00
--	--	--	--	--	--	------------------

NOTES/CAVEATS:

FS&S discounted Labor Rate of **126.25** per hour (discounted from NYS OGS Rate of 170.87) included in proposal for **2026 T&I ONLY**.
 FS&S to maintain technician badging requirements, per AIAA, every 30 days.
 Contract total is estimated and actual labor hours to be billed if less than estimated amount.
 FS&S to provide Certified Payroll
 Quoted amount is for the annual test/inspection ONLY. Repairs are not included and will be quoted/billed in addition to above amount.
 Quote does not include lift, special equipment or ladders over 6'. If specialized equipment is needed for testing, Customer will provide or equipment will be rented and billed to Customer.
 At the time of scheduling, Subscriber shall coordinate with any third parties (e.g., elevator vendor, sprinkler system vendor, etc.) for testing of devices (elevator, pit/shaft, sprinkler, tamper/flow, etc.) to be done during agreed inspection appointment. FS&S shall not be responsible for any third-party costs associated with aforementioned coordination between third party vendor and AIAA.
 Detailed annual fire alarm test & inspect reports (conforming to NFPA72) will be provided to customer.
 There is a 2 hour minimum and one-time trip charge per service call (see rates below).
 3 FS&S Technicians on site during test & inspection (1 at FACP/Graphics Workstation and 2 in the field testing).

FS&S 2026 SERVICE RATES:

Monday - Friday, 7:00 am - 4:00 pm:	147.00 per hour
Monday - Friday, 4:00 pm - 7:00 am & all day Saturday:	220.00 per hour
Sunday 12:01 am - Monday 7:00 am & Holidays:	294.00 per hour

FS&S 2027 SERVICE RATES:

Monday - Friday, 7:00 am - 4:00 pm:	154.00 per hour
Monday - Friday, 4:00 pm - 7:00 am & all day Saturday:	231.00 per hour
Sunday 12:01 am - Monday 7:00 am & Holidays:	308.00 per hour

FS&S 2028 SERVICE RATES:

Monday - Friday, 7:00 am - 4:00 pm:	162.00 per hour
Monday - Friday, 4:00 pm - 7:00 am & all day Saturday:	243.00 per hour
Sunday 12:01 am - Monday 7:00 am & Holidays:	324.00 per hour

AGENDA ITEM NO. 10.3

Annual Service Contract SC-1045: Authorization to Award a one-year extension for Contract No. SC-1045 Alarm Maintenance & Testing Services for the Fire Detection, Alarm & Suppression System with Johnson Controls Fire Protection, LP

AGENDA ITEM NO: 10.3
MEETING DATE: May 12, 2026

ALBANY COUNTY AIRPORT AUTHORITY
REQUEST FOR AUTHORIZATION

ACAA Approved
05/12/2026

DEPARTMENT:

Contact Person: Matthew J. Mokey, P.E. Airport Engineer

PURPOSE OF REQUEST:

Annual Service Contract SC-1045: Authorization to Award a one-year extension for Contract No. SC-1045 Alarm Maintenance & Testing Services for the Fire Detection, Alarm & Suppression System with Johnson Controls Fire Protection, LP

CONTRACT AMOUNT:

One year at \$21,081.00

BUDGET INFORMATION:

Anticipated in Current ALB Capital Plan: Yes ✓ No NA
Funding Account No.: N/A

AWARD CONDITIONS MET:

Apprenticeship N/A DBE Y MWBE N/A

Service Disable Veteran Owned Business (SDVOB) N/A

FISCAL IMPACT - FUNDING (Dollars or Percentages)

Federal N/A State N/A Airport 100% NA
Term of Funding: 2026-2027
Grant No.: <pending> State PIN: <pending>

JUSTIFICATION:

Authorization is requested to award a one-year contract extension to the Annual Service Contract SC-1045 for the Fire Alarms Service to Johnson Controls of Albany, N.Y. in the amount of \$21,081.00.

Johnson Controls maintains the fire alarms for many of the Airports buildings.

The Airport is currently in the process of changing out alarm systems throughout the Airport. However, due to the number of large construction projects currently in progress the replacements have been temporarily put hold. To ensure continuity of the alarm service, Johnson Controls needs to be retained for another year.

AGENDA ITEM NO: 10.3
MEETING DATE: May 12, 2026

CHIEF EXECUTIVE OFFICER'S RECOMMENDATION:

Recommend approval.

FINAL AGREEMENT SUBJECT TO APPROVAL BY COUNSEL: YES ✓ NA _____

PROCUREMENT DEPARTMENT APPROVAL:

Procurement complies with Authority Procurement Guidelines and Acting Chief Financial Officer has approved. YES ✓ NO _____.

BACK-UP MATERIAL:

Service Agreement Renewal



Johnson Controls Fire Protection LP

1399 Vischer Ferry Road

Albany, NY

(518)469 9655

rebecca.curley@jci.com

Service Agreement Renewal

<p>Single or Multi - Site Renewal: Multi - Site</p> <p>See Contract Details on Page 2</p>	<p>Salesperson:</p> <p>Rebecca Curley</p>	<p>Ship To Address:</p> <p>Bill To Address: Albany International Airport 737 Albany Shaker Albany NY 12211</p>
--	---	---

Johnson Controls Fire Protection LP ("Company"), for and in consideration of the prices herein named, proposes to furnish the work, and/or materials hereinafter described, subject to the terms and conditions of this Agreement.

Contract Dates: 1/1/2026 - 12/31/2030

Scope of Service: See Contract Details on Page 2 & 3

Total Annual Amount: \$ 21,081.00

Renewal Requirements: Customer Requires New Service Agreement

Billing Frequency: BAMA

Customer Acceptance

In accepting this Agreement, Customer agrees to the terms and conditions contained herein including those on the following page(s) of this Agreement and any attachments or riders attached hereto that contain additional terms and conditions. It is understood that these terms and conditions shall prevail over any variation in terms and conditions on any purchase order or other document that the Customer may issue. Any changes in the system requested by the Customer after the execution of this Agreement shall be paid for by the Customer and such changes shall be authorized in writing. **ATTENTION IS DIRECTED TO THE LIMITATION OF LIABILITY, WARRANTY, INDEMNITY AND OTHER CONDITIONS CONTAINED IN THIS AGREEMENT.** This offer shall be void if not accepted in writing within thirty (30) days from the date first set forth above.

Albany International Airport

JOHNSON CONTROLS FIRE PROTECTION LP

By: _____

By: Rebecca Curley

Name: _____

Name: Rebecca Curley

Date: _____

Date: 10/15/2025

Title: _____

Title: Customer Care Rep

Email: _____

Email: rebecca.curley@jci.com

PO #: _____

License #: _____



Contract Details:

Contract #s	Location name	Product	Level of Service	Service Frequency	Inspection Months	Annual Amount
80888590	16 Jetway Dr Bldg 109	Sprinkler - Wet	Essential	Semi Annual	FEB/AUG	\$ 2,000.00
		Backflow	Essential	Annual	FEB	\$ 500.00
80888591	85 Sicker Rd Bldg 211	Sprinkler - Wet	Essential	Semi Annual	FEB/AUG	\$ 2,000.00
		Backflow	Essential	Annual	FEB	\$ 500.00
69700183	14 Jetway Dr Bldg 118	Fire Alarm	Essential	Annual	JUL	\$ 2,500.00
80797662	130 Sicker Rd Bldg 301	Fire Alarm	Essential	Annual	OCT	\$ 875.00
80797707	70 Sicker Rd Bldg 214	Fire Alarm	Essential	Annual	OCT	\$ 175.00
80797711	845 Watervliet Shaker Rd Bldg 405	Fire Alarm	Essential	Annual	OCT	\$ 350.00
80797718	737 Albany Shaker Rd Bldg 204	Fire Alarm	Essential	Annual	OCT	\$ 175.00
80797723	737 Albany Shaker Rd Bldg 205	Fire Alarm	Essential	Annual	OCT	\$ 175.00
80797725	72 Sicker Rd Bldg 213	Fire Alarm	Essential	Annual	OCT	\$ 175.00
80797768	737 Albany Shaker Rd Bldg 206	Fire Alarm	Essential	Annual	OCT	\$ 175.00
80852292	737 Albany Shaker Rd Bldg 217	Fire Alarm	Essential	Annual	AUG	\$ 1,605.00
		Backflow	Essential	Annual	SEP	\$ 500.00
80871411	68 Sicker Rd Bldg 215	Backflow	Essential	Annual	AUG	\$ 500.00
80871412	74 Sicker Rd Bldg 212	Backflow	Essential	Annual	AUG	\$ 500.00
		Wet Sprinkler	Essential	Bi-Annual	FEB/AUG	\$ 2,000.00
		Fire Alarm	Essential	Annual	AUG	\$ 1,250.00
80871413	85 Sicker Rd Bldg 222	Fire Alarm	Essential	Annual	AUG	\$ 1,750.00
		Backflow	Essential	Annual	AUG	\$ 750.00
		Wet Sprinkler	Essential	Bi-Annual	FEB/AUG	\$ 2,000.00
81019459	6 Jetway Dr Bldg 112	Sprinkler - Wet	Essential	Annual	APR	\$ 356.00
		Back Flow (Fire)	Essential	Annual	APR	\$ 270.00
Total Annual Renewal Amount :						\$ 21,081.00



* We recently upgraded our Service Plan offerings to provide additional benefits to our customers. Below is a summary of the upgrades made to the Service Plan offerings.

FIRE ALARM

Previous Plan (Fire Alarm)	Previous Plan Includes	Upgraded Plan	Upgraded Plan Includes
Silver or Basic	<ul style="list-style-type: none"> · Test & Inspection · PDF Inspection Reporting · No Labor Discount 	Essential	<ul style="list-style-type: none"> · Test & Inspection · Xaap Electronic Inspection reporting · 10% Labor Discount · Customer Portal
Gold Labor or Precision	<ul style="list-style-type: none"> · Test & Inspection · Labor Coverage · No Parts Discounts · No Labor Discount for services not covered · PDF Inspection Reporting 	Enhanced	<ul style="list-style-type: none"> · Test & Inspection · Labor Coverage & Panel Parts Coverage · 15% Labor Discount for services not covered under contract (i.e. Acts of Nature, Faulty Wiring, Moves/Adds/Changes, User Abuse & Vandalism) · Xaap Electronic Inspection Reporting · Battery Replacement Option (batteries are replaced every 3 years per manufacturer's specification. Excludes additional replacements.) · Remote Service Support · Smoke Detector Cleaning (at the time of inspections) · Sensitivity Testing (non - addressable panels) Additional Cost
Platinum or Comprehensive	<ul style="list-style-type: none"> · Test and Inspection · System Labor Coverage · System Parts Coverage · Peripheral Part Replacement Coverage · EIR/PDF Inspection Reporting · No Discounts for services not covered under contract 	Expert	<ul style="list-style-type: none"> · Test & Inspection · System Labor Coverage · System Parts Coverage · Peripheral Part Replacement Coverage · Xaap Electronic Inspection Reporting · 20% Discount for services not covered under contract · Battery Replacement Coverage (batteries are replaced every 3 years per manufacturer's specification. Excludes additional replacements.) · Remote Service Support · Smoke Detector Cleaning (at the time of inspection) · Customer Portal

Contract Details:

Albany International Airport
Customer #442043

Contract #	Start Date	End Date	Location name	Product	Level of Service	Service Frequency	Inspection Months	Annual Amount
15211366	6/1/2025	5/31/2026	Air Cargo Facility (BLDG #300)	Fire Alarm	Essential	Annual	AUG	\$ 488.00
				Back Flow (Fire)	Essential	Annual	AUG	\$ 150.00
				Sprinkler - Wet	Essential	Semi Annual	FEB/AUG	\$ 150.00
				Sprinkler - Dry	Essential	Semi Annual	FEB/AUG	\$ 100.00
46835950	6/1/2025	5/31/2026	Jetbridge Water Cabinets	Back Flow (Fire)	Essential	Annual	AUG	\$ 975.00
46836191	6/1/2025	5/31/2026	General Steel Offices (BLDG #410)	Fire Alarm	Essential	Annual	AUG	\$ 500.00
46836204	6/1/2025	5/31/2026	NYS Homeland Security Facility (BLDG #202)	Fire Alarm	Essential	Annual	AUG	\$ 500.00
				Sprinkler - Wet	Essential	Annual	AUG	\$ 100.00
				Back Flow (Fire)	Essential	Semi Annual	FEB/AUG	\$ 400.00
46836318	6/1/2025	5/31/2026	Eclipse Aviation Facility	Fire Alarm	Essential	Annual	AUG	\$ 1,200.00
				Sprinkler - Wet	Essential	Semi Annual	FEB/AUG	\$ 1,000.00
				Special hazard	Essential	Annual	AUG	\$ 600.00
				Fire Pump	Essential	Monthly		\$ 3,300.00
				Special hazard	Essential	Special	5 Year Test	\$ 2,000.00
				Fire Pump	Essential	Annual	AUG	\$ 1,500.00
46836332	6/1/2025	5/31/2026	NYS Aviation Facility (BLDG #200)	Fire Alarm	Essential	Annual	AUG	\$ 2,060.00
				Sprinkler - Wet	Essential	Semi Annual	FEB/AUG	\$ 1,500.00
				Back Flow (Fire)	Essential	Annual	AUG	\$ 150.00
				Special hazard	Essential	Annual	AUG	\$ 600.00
				Sprinkler - Standpipes	Essential	Annual	AUG	\$ 500.00
				Special hazard	Essential		5 Year Test	\$ 2,000.00
46836447	6/1/2025	5/31/2026	Million Air Facility (BLDG #109)	Fire Alarm	Essential	Annual	AUG	\$ 750.00
				Sprinkler - Wet	Essential	Semi Annual	FEB/AUG	\$ 800.00
				Back Flow (Fire)	Essential	Annual	AUG	\$ 225.00
46836462	6/1/2025	5/31/2026	Main Terminal/Concourse	Fire Alarm	Essential	Annual	AUG	
				Sprinkler - Wet	Essential	Semi Annual	FEB/AUG	\$ 2,500.00
				Back Flow (Fire)	Essential	Annual	AUG	\$ 150.00
				Fire Pump	Essential	Monthly		\$ 1,650.00
				Sprinkler - Dry	Essential	Semi Annual	FEB/AUG	\$ 1,500.00
				Sprinkler - Pre - Action	Essential	Semi Annual	FEB/AUG	\$ 2,500.00
				Fire Pump	Essential	Annual	AUG	\$ 1,000.00
				Sprinkler - Standpipes	Essential	Annual	AUG	\$ 650.00
46836588	6/1/2025	5/31/2026	Consolidated Freight (BLDG #406)	Fire Alarm	Essential	Annual	AUG	\$ 250.00
46836715	6/1/2025	5/31/2026	Control Tower (BLDG #303)	Fire Alarm	Essential	Annual	AUG	\$ 4,000.00
				Sprinkler - Wet	Essential	Semi Annual	FEB/AUG	\$ 500.00
				Back Flow (Fire)	Essential	Annual	AUG	\$ 150.00
				Fire Pump	Essential	Monthly		\$ 1,650.00
				Sprinkler - Pre - Action	Essential	Semi Annual	FEB/AUG	\$ 1,500.00
				Fire Pump	Essential	Annual	AUG	\$ 1,000.00
46836958	6/1/2025	5/31/2026	Tritulator (BLDG #108)	Back Flow (Fire)	Essential	Semi Annual	FEB/AUG	\$ 100.00
46836973	6/1/2025	5/31/2026	T-Hangars (BLDG #400, 401, 402 & 403)	Fire Alarm	Essential	Annual	AUG	\$ 1,545.00
				Back Flow (Fire)	Essential	Annual	AUG	\$ 100.00
46839367	6/1/2025	5/31/2026	Aircraft Rescue	Fire Alarm	Essential	Annual	AUG	
				Sprinkler - Wet	Essential	Semi Annual	FEB/AUG	\$ 400.00
				Back Flow (Fire)	Essential	Annual	AUG	\$ 150.00
46839381	6/1/2025	5/31/2026	Parking Garage/Revenue Control Building (BLDG #106)	Fire Alarm	Essential	Annual	AUG	
				Sprinkler - Dry	Essential	Semi Annual	FEB/AUG	\$ 500.00
				Back Flow (Fire)	Essential	Annual	AUG	\$ 225.00
				Sprinkler - Standpipes	Essential	Annual	AUG	\$ 500.00
46839382	6/1/2025	5/31/2026	Ground Run Up Facility (BLDG #203)	Fire Alarm	Essential	Annual	AUG	\$ 154.00
46839384	Terminated		Hangar 1/Customs Facility (BLDG #112)	Fire Alarm	Essential	Annual	AUG	
46839498	6/1/2025	5/31/2026	Tougher Hangar (BLDG #203)	Fire Alarm	Essential	Annual	AUG	\$ 500.00
				Back Flow (Fire)	Essential	Annual	AUG	\$ 40.00
				Sprinkler - Wet	Essential	Semi Annual	FEB/AUG	\$ 160.00

46839512	6/1/2025	5/31/2026	NE Fiberglass Facility (BLDG #216)	Fire Alarm	Essential	Annual	AUG	\$ 500.00
46839513	6/1/2025	5/31/2026	85 Sickler Rd (BLDG #211)	Fire Alarm	Essential	Annual	AUG	\$ 600.00
46839515	6/1/2025	5/31/2026	Blue Bird Hangar (BLDG #201)	Fire Alarm	Essential	Annual	AUG	\$ 459.00
46839516	Terminated		Administration Building (BLDG #117)	Fire Alarm	Essential	Annual	AUG	
46839644	Terminated		NYSP K9 Building (BLDG #304)	Fire Alarm	Essential	Annual	AUG	
46846712	6/1/2025	5/31/2026	Comfort Station (BLDG #407)	Fire Alarm	Essential	Annual	AUG	\$ 200.00
				Back Flow (Fire)	Essential	Annual	AUG	\$ 100.00
80913976	6/1/2025	5/31/2026	S Parking Garage	Sprinkler - Standpipes	Essential	Annual	NOV	\$ 683.00
				Sprinkler - Wet	Essential	Semi Annual	MAY/NOV	\$ 1,093.00
				Sprinkler - Dry	Essential	Semi Annual	MAY/NOV	\$ 1,367.00
				Back Flow (Fire)	Essential	Annual	NOV	\$ 103.00
THESE CONTRACTS NEED TO BE RENEWED:								
81019459	3/1/2025	2/28/2026	6 Jetway Dr Bldg 112	Sprinkler - Wet	Essential	Annual	APR	\$ 356.00
				Back Flow (Fire)	Essential	Annual	APR	\$ 270.00
80888591	1/1/2021	12/31/2025	85 Sicker Rd Bldg 211	Sprinkler - Wet	Essential	Semi-Annual	FEB/AUG	\$ 400.00
				Back Flow (Fire)	Essential	Annual	FEB	\$ 100.00
80888590	1/1/2021	12/31/2025	16 Jetway Dr Bldg 109	Sprinkler - Wet	Essential	Semi-Annual	FEB/AUG	\$ 400.00

AGENDA ITEM NO. 10.4

**Authorization to Award Amendment No. 1 to Contract
No. S-1261 Professional Engineering
Services for the Design of Wayfinding & Signage
Improvements Phase 1 with
Creighton Manning**

AGENDA ITEM NO: 10.4
MEETING DATE: May 12, 2026

ALBANY COUNTY AIRPORT AUTHORITY
REQUEST FOR AUTHORIZATION

ACAA Approved
05/12/2026

DEPARTMENT:

Contact Person: *Matthew J. Mokey, P.E. Airport Engineer*

PURPOSE OF REQUEST:

Authorization to Award Amendment No. 1 to Contract No. S-1261 Professional Engineering Services for the Design of Wayfinding & Signage Improvements Phase 1 with Creighton Manning.

CONTRACT AMOUNT:

Phase No. 1: \$306,000.00 – Board Approved – 03/23/2026
Amendment No.1: 45,500.00 *
Total: \$351,500.00

**Pending Board Approval*

BUDGET INFORMATION:

Anticipated in Current ALB Capital Plan: Yes ✓ No NA
Funding Account No.: N/A

AWARD CONDITIONS MET:

Apprenticeship N/A DBE Y MWBE N/A

Service Disable Veteran Owned Business (SDVOB) N/A

FISCAL IMPACT - FUNDING (Dollars or Percentages)

Federal N/A State N/A Airport 100% NA
Term of Funding: 2026-2027
Grant No.: <pending> State PIN: <pending>

JUSTIFICATION:

Authorization is requested to award Amendment No. 1 to the Professional Services Contract S-1261 the Design of Wayfinding & Signage Improvements Phase 1 to Creighton Manning of Albany, N.Y. This amendment is for work to complete the Economy Lot Expansion and Paving. The work includes topographical survey, layout plans, grading & drainage plans, lighting illumination plans and construction phasing plans

AGENDA ITEM NO: 10.4
MEETING DATE: May 12, 2026

CHIEF EXECUTIVE OFFICER'S RECOMMENDATION:

Recommend approval.

FINAL AGREEMENT SUBJECT TO APPROVAL BY COUNSEL: YES J NA

PROCUREMENT DEPARTMENT APPROVAL:

Procurement complies with Authority Procurement Guidelines and Acting Chief Financial Officer has approved. YES J NO .

BACK-UP MATERIAL:

Creighton Manning Scope and Fee



April 28, 2025

Mr. John LaClair, PE
Chief Engineer
Albany International Airport
Albany, NY 12211-1057
Via email to: jlaclair@albanyairport.com

RE: E-Lot Expansion and Paving Project - Albany International Airport, Albany, NY
CM Number R251801.01 – Rev. 2

Dear Mr. LaClair:

As discussed on Monday, April 20, 2026, and again today, we are requesting a Purchase Order to begin work on the E-Lot Expansion and Paving Project. We will progress the following items on an hourly rate basis not to exceed **\$45,500.00**.

Task 1. E Lot Topographical Survey

Creighton Manning will complete a topographical survey of approximately 6.5 ac.+/- as shown on the attached figure.

Task 2. Meeting House Road Parking Lot Entrance Topographical Survey

Creighton Manning will complete a topographical survey of approximately 0.65 ac.+/- as shown on the attached figure.

Task 3. E-Lot Parking Layout Plans and Design Plans

We will develop parking layout for the areas shown on the attached figure. We will meet with airport staff to discuss our proposed layout. Once we receive an airport-approved parking layout we will prepare the following:

- Layout and Materials Plan
- Grading and Drainage Plan
- Erosion and Sediment Control Plan
- Lighting Illumination Plan
- Stormwater Pollution Prevention Plan

Our fee includes response to one round of comments. We have excluded Electrical Design and Electrical Plans and Details. We can add a subconsultant as a supplemental work authorization if requested.

Task 4. E-Lot Paving Phasing Plans

We will meet with airport staff to discuss paving phases. Based on input received at our meeting we will develop a phased paving plan(s) for the entire E-Lot.

Thank you for the opportunity to submit this proposal. If it is acceptable, please sign a copy and return it for our records. Electronic and email authorizations are acceptable to expedite the process.

Respectfully submitted,

Creighton Manning Engineering, LLP



Greg Beswick, PE (MA)
Project Manager

CONTENTS NOTED AND APPROVED: CM Project R251801.01 – Rev. 2

This proposal is subject to the attached Standard Terms and Conditions. The person signing the proposal represents that he or she is authorized to legally bind the Client for adherence to the standard terms and conditions and for payment of all bills incurred.

John LaClair, PE.

Name (Please Print)

Albany County Airport Authority

Company

737 Albany Shaker Road, 3rd Floor

Address

Signature

Date

518-242-2255

Phone

Albany NY, 12211

City/State

ZIP

AGENDA ITEM NO. 10.5

**Professional Service Contract S-1274 for Structural
Design for Modification to
Hangar 222 to Ryan Biggs Clark Davis
Engineering**

AGENDA ITEM NO: 10.5
MEETING DATE: May 12, 2026

ALBANY COUNTY AIRPORT AUTHORITY
REQUEST FOR AUTHORIZATION

ACAA Approved
05/12/2026

DEPARTMENT:

Contact Person: *John LaClair, P.E. Chief Engineer*

PURPOSE OF REQUEST:

Professional Service Contract S-1274 for Structural Design for Modification to Hangar 222 to Ryan Biggs Clark Davis Engineering

CONTRACT AMOUNT:

Total Amount: \$27,000.00

BUDGET INFORMATION:

Federal Airport Improvement Program
Anticipated in Current ALB Capital Plan : Yes J No NA
Funding Account No.: Capital

FISCAL IMPACT – FUNDING

Federal N/A State N/A Airport 100% NA NA
Term of Funding: 2026-2027
Grant No. : N/A State PIN: N/A

JUSTIFICATION:

Request is made to approve Professional Service Contract S-1274 in the amount of \$27,000.00 to Ryan Biggs Clark Davis Engineering of Clifton Park, New York. Hangar 222 is currently leased to Commute Air as an MRO (maintenance and repair operation) for Embraer 145 Regional jets. The aviation industry in the U.S. is in the process of phasing the 145's out in favor of 175's which are a larger aircraft capable of holding more passengers. The current hangar 222's door will not accommodate the additional aircraft tail height of a 175. ACAA is currently working with Commute Air to modify the hangar door to allow the 175's to be brought inside. There will be a smaller door mounted on top of the existing door. RBCD will be designing all the structural modifications need to allow the attachment of the smaller door to the pre-engineered hangar building.

In order to meet Commute Air's requested timeframe for the hangar door modification, ACAA contacted Ryan Biggs to complete the Structural portion of the existing hangar door in an expedited manner. Ryan Biggs is the sole structural engineering firm located in the region that has experience in designing hangar door modifications of this specific nature, including two previously completed at the Albany Airport.

This a sole source exigent procurement.

AGENDA ITEM NO: 10.5
MEETING DATE: May 12, 2026

CHIEF EXECUTIVE OFFICER'S RECOMMENDATION:

Recommend approval.

FINAL AGREEMENT SUBJECT TO APPROVAL BY COUNSEL: YES NA

PROCUREMENT DEPARTMENT APPROVAL:

*Procurement complies with Authority Procurement Guidelines and Acting Chief
Financial Officer has approved. YES NO .*

BACK-UP MATERIAL:

Please refer to attached Ryan Biggs Clark Davis proposal.



April 24, 2026

John LaClair
Albany County Airport Authority
737 Albany Shaker Road
Main Terminal, Suite 300
Albany, New York 12211

**Re: Albany Airport Hangar 222 Door Modifications
Ryan Biggs Clark Davis Proposal P15873-1**

Dear Mr. LaClair:

We are pleased to submit this proposal for limited professional services related to the design and detailing of structural modifications to the Hangar 222 pre-engineered metal building. The proposed work includes adding an overhead door above the existing hangar door. We understand the Airport's objective is to modify the structure above the center of the hangar door to accommodate an aircraft with a tail height that exceeds the current hangar door clearance. We will be teaming with Quantum Engineering Co. P.C. on this project; Quantum Engineering will provide electrical engineering services related to the operation of the hangar doors.

Ryan Biggs Clark Davis Engineering, DPC, (Ryan Biggs Clark Davis) and Albany International Airport (Client) agree as set forth below.

I. SCOPE OF PROFESSIONAL SERVICES

The scope of services provided by Ryan Biggs Clark Davis is listed in the attached Schedule A.

II. COMPENSATION FOR PROFESSIONAL SERVICES

Ryan Biggs Clark Davis will perform the listed services for a fixed fee of \$27,000; Quantum Engineering's fee is included in our fixed fee.

III. AGREEMENT DOCUMENTS

The services authorized by the Agreement will be performed in accordance with this Proposal and its attachments, schedule exhibits, and referenced documents. The terms and conditions of the Agreement are identified in the attached Schedule B.

Thank you for considering us for this project. We look forward to working with you.

Your signature in the space provided indicates your understanding and acceptance of the provisions set forth herein. Please email a signed copy of this proposal to contracts@ryanbiggs.com.

Agreed to by:

RYAN BIGGS CLARK DAVIS
ENGINEERING, DPC

ALBANY INTERNATIONAL AIRPORT



Authorized Signature

Authorized Signature

Jeff Hodgson, Principal Associate
Print Name & Title

Print Name & Title

April 24, 2026
Date

Date

Client Project Number or Purchase Order
Number

SCHEDULE A – PEMB MODIFICATION

The scope of services provided by Ryan Biggs Clark Davis will be to:

1. Review the pre-engineered metal building (PEMB) drawings for Hangar 222 (constructed in 2014). Drawings have been provided by the Client and reviewed during evaluation phase.
2. Conduct a site visit to observe, measure, and document existing PEMB conditions as required for our work.
3. Coordinate with the proposed overhead door company, Schweiss Doors, as needed, to understand structural requirements and impacts associated with adding the proposed overhead door.
4. Design structural components around overhead door opening to support door, door equipment, exterior wall system, and top rails of existing hangar door.
5. Attend up to two in-person meetings at Client's office, as well as web-conferencing meetings, for coordination as needed.
6. Prepare drawings and technical construction specifications for the structural components designed by Ryan Biggs Clark Davis.
7. Prepare opinion of probable construction cost for structural components designed.
8. Assist Client in answering bidders' questions and preparing clarification addenda for the structural work designed.
9. Submit conformed documents incorporating all changes made to the structural drawings by addendum.
10. Review Contractor's submittals for the work designed. Submittals will be processed electronically using a file-sharing site administered by others.
11. Review change order requests related to the structural work designed.
12. Perform site visits for field observations of construction, as needed, to review the work for general conformance with the Contract Plans and Specifications. Since observations will be performed intermittently, the Client is requested to notify Ryan Biggs Clark Davis of construction progress so observations may be scheduled accordingly. Due to the minor nature of this project, the construction observations will satisfy Special Inspections required by the Code.

The following services are not included in Ryan Biggs Clark Davis' proposed fee:

1. Material testing services (including hazardous materials testing) and related engineering services.
2. Analysis or load rating of existing building gravity and lateral systems, except as directly related to the proposed overhead door opening.

3. Design modifications to the existing building, except as directly related to the proposed overhead door opening.
4. Design of a method or mechanism to relocate existing hangar door top rails clear of the doorway during overhead door operation.
5. Removal of existing finishes to observe hidden framing conditions. Removals will be performed by a Contractor retained by Client.
6. Preparation of a full bidding package and front-end documents.
7. Assist the Client in applying for and obtaining permits.
8. Attendance at pre-bid and pre-construction meetings.
9. Attendance at job construction meetings.
10. Preparation of Record Drawings.

- END SCHEDULE A -

SCHEDULE B – TERMS AND CONDITIONS

I. STANDARD TERMS AND CONDITIONS

1. Billing and Payment

- a. Invoice will be sent monthly.
- b. Payment shall be mailed to: Ryan Biggs Clark Davis Engineering, D.P.C., 257 Ushers Road, Clifton Park, New York 12065.
- c. Payment is due upon receipt.
- d. After 90 days, interest charges will be added to unpaid accounts at a monthly rate of 1 percent of the unpaid balance and accrued monthly until account is paid in full.
- e. If the Client fails to make payments to Ryan Biggs Clark Davis in accordance with this agreement, such failure shall be considered substantial nonperformance and cause for termination, or at Ryan Biggs Clark Davis' option, cause for suspension of performance of services under this agreement. If services are suspended, Ryan Biggs Clark Davis shall have no liability to the Client for delay or damage caused the Client because of such suspension of services. Before resuming services, Ryan Biggs Clark Davis shall be paid all sums due prior to suspension and any expenses incurred in the interruption and resumption of Ryan Biggs Clark Davis' services. Ryan Biggs Clark Davis' fees for the remaining services and the time schedules shall be equitably adjusted.

2. Standard Hourly Rates

- a. Ryan Biggs Clark Davis' current rates are as follows:

<u>Personnel</u>	<u>Hourly Rates</u>
Principal/Principal Consultant	\$290
Principal Associate	250
Senior Associate	225
Associate	210
Senior Engineer	185
Professional/Restoration Engineer	165
Design Engineer II/Field Engineer	145
Design Engineer I	130
Designer II	130
Designer I	110
Technician	100
Non-Technical	60

- b. After 6 months, the hourly rates may increase at the discretion of Ryan Biggs Clark Davis and may increase annually thereafter.

3. Additional Services

- a. Services not indicated or which are subsequently requested, either verbally or in writing, will be considered additional services. The fee will be based upon either a mutually agreed fixed fee or an hourly basis at rates in effect at the time the services are performed, plus reimbursable expenses as previously defined.
- b. If the resolution of Contractor errors or omissions requires additional time by Ryan Biggs Clark Davis, this will be considered additional services.

- c. Engineering services requested to modify the Contract Documents in order to bring the construction cost within a budget limitation established by the Client will be considered additional services.

4. Client's Responsibilities

Client shall make available to Ryan Biggs Clark Davis all records and data pertinent to the project and will give all reasonable assistance to Ryan Biggs Clark Davis in obtaining such additional information as may be required. Client shall provide access to and make all provisions for Ryan Biggs Clark Davis to enter upon public and private lands as required by Ryan Biggs Clark Davis to perform such work as surveys and observations in the development of the project.

5. Allocation of Risk

Standard of Care

The standard of care for all services performed by Ryan Biggs Clark Davis and its employees under this agreement will be the care and skill ordinarily used by professionals practicing under similar circumstances at the same time and in the same locality. Apart from such obligation there is no representation, warranty, guarantee, or other obligation of Ryan Biggs Clark Davis or its employees out of this proposal, its acceptance, the provisions of services, or the relationship between the parties in respect to any of them. The cumulative liability of Ryan Biggs Clark Davis and its employees for all types of damages incurred or suffered as a result of any breach of such obligation, howsoever arising, (including negligence) shall be limited in the aggregate to \$250,000.

If a required item or component of the project is omitted from Ryan Biggs Clark Davis' Contract Documents by Ryan Biggs Clark Davis error, Ryan Biggs Clark Davis shall not be responsible for paying the cost to add such item or component to the extent that such item or component would have been otherwise necessary to the project or otherwise adds value or betterment to the project. In no event will Ryan Biggs Clark Davis be responsible for any cost or expense that provides betterment, upgrade, or enhancement of the project.

Ryan Biggs Clark Davis shall not be responsible for any and all special, incidental, indirect or consequential damages, including but not limited to loss of profits or revenue, for claims, disputes or other matters in question arising out of or relating to this Agreement or the underlying Project, whether caused by negligence, errors, omissions, strict liability, breach of contract, breach of warranty, or other cause.

Indemnification

- a. The Client agrees to indemnify and hold harmless Ryan Biggs Clark Davis and its employees from and against any and all damages, losses, liabilities or costs, including reasonable attorneys' fees, and defense costs arising out of or resulting from the performance of the services, provided and to the extent that all damages, losses, liabilities or costs are caused by the negligent act or omission of the Client.
- b. Ryan Biggs Clark Davis agrees to indemnify and hold harmless the Client, its officers, directors and employees (collectively, Client) against all damages, liabilities or costs, including reasonable attorneys' fees and defense costs, but only to the extent caused by Ryan Biggs Clark Davis' negligent performance of professional

- services under this Agreement and that of its subconsultants or anyone for whom Ryan Biggs Clark Davis is legally liable.
- c. Neither the Client nor Ryan Biggs Clark Davis shall be obligated to indemnify the other party in any manner whatsoever for the other party's own negligence or for the negligence of others.
 - d. Ryan Biggs Clark Davis will require a matching indemnification from any Subconsultant/Subcontractor retained for this project.

General Liability

- a. The limit of liability for General Liability insurance is \$1,000,000 per occurrence, \$2,000,000 aggregate.
- b. If requested in writing, Ryan Biggs Clark Davis shall file with the Client, certificates evidencing the required insurance and naming the Client as an additional insured with respect to the Client's project name and number for claims against the Client, provided and to the extent that all such claims are caused by Ryan Biggs Clark Davis.

6. Taxes

All taxes or fees on services applicable to this contract enacted by local, state, or federal government subsequent to the date of this contract and based on gross receipts or revenues will be added to amounts due under this contract, in accordance with any such fees or taxes.

7. Termination of Services

This agreement can be terminated by either party upon receipt of a 30-day written notice. Ryan Biggs Clark Davis will be paid in full for all services and reimbursements provided up to the date of termination.

8. Agreement Form and Period

- a. The scope and fee indicated are predicated upon execution of this proposal in this form including all terms and conditions. Alternative forms of contract or revision proposed by the Client will require reevaluation of the scope and fee by Ryan Biggs Clark Davis.
- b. This proposal is valid for a period of 6 months from the date on the first page.

9. Third-Party Exclusion

This agreement does not create any rights or benefits for parties other than Ryan Biggs Clark Davis and the Client.

10. Construction Cost

An opinion of probable construction cost is made on the basis of Ryan Biggs Clark Davis' experience and best judgment as a design professional. However, since Ryan Biggs Clark Davis has no control over cost of labor, materials, equipment, or over competitive bidding or market conditions, Ryan Biggs Clark Davis cannot guarantee that proposals, bids, or the construction cost will not vary from its opinion of probable cost. If Client wishes greater assurance as to the construction cost, Client should employ an independent cost estimator.

11. Shop Drawing Review

Ryan Biggs Clark Davis will review submittals for work it has designed provided the Contractor first reviews and stamps the submittal and clearly identifies items that represent a change from the Contract Documents. Ryan Biggs Clark Davis will attempt to return submittals to the Client allowing one day for each drawing that is larger than 8½ x 11, one day for every four 8½ x 11 drawings, and one day for every five pages of 8½ x 11 calculations. For all submittals, there will be a minimum review period by Ryan Biggs Clark Davis of ten working days.

Submittals not checked by the Contractor will be returned without comment. Checking is only for general conformance with the design concept of the project and general compliance with the information given in the Contract Documents. Any action shown is subject to the requirements of the Plans and Specifications. Contractor is responsible for dimensions, which shall be confirmed and correlated at the job site, fabrication processes and techniques of construction, coordination of their work with that of all other trades, and the satisfactory performance of his work.

12. Construction Phase

Ryan Biggs Clark Davis will visit the construction site at intervals appropriate to the various stages of construction to observe the progress and quality of the executed work of the Contractor(s) which has been designed by Ryan Biggs Clark Davis and to determine if such work is in general conformance with the Contract Documents and Specifications.

Ryan Biggs Clark Davis shall not be responsible for construction site safety or the means, methods, techniques, sequences, or procedures of construction selected by the Contractor(s). Although Ryan Biggs Clark Davis' efforts are directed toward providing some degree of confidence for the Client that the completed work of the Contractor(s) will conform to the Contract Documents, Ryan Biggs Clark Davis cannot guarantee or be responsible for the failure of the Contractor(s) to perform the work in accordance with the Contract Documents. These site visits offer only limited opportunities to discover Contractor error, and they afford significantly less certainty about the Contractor's performance than full-time field representation.

13. Hazardous and Asbestos-Containing Materials

Ryan Biggs Clark Davis shall have no responsibility for the discovery, presence, or removal of any hazardous material, including mold, asbestos-containing material, lead-based paint, or contaminated soil; but as an additional service, Ryan Biggs Clark Davis will assist the Client, if requested, in securing the services of a hazardous waste removal consultant.

Prior to performing removals, the Owner is responsible for retaining a specialty consultant to investigate for the presence of hazardous material and notify Ryan Biggs Clark Davis of the presence of any hazardous material.

14. Existing Conditions

Inasmuch as the evaluation of an existing structure requires that certain assumptions be made regarding existing conditions, some of which may be concealed by existing materials or cannot be investigated by reasonable visual observations, and because

some of these assumptions cannot be verified without expending great sums of additional money or destroying otherwise adequate or serviceable portions of the structure, the Client agrees that except for negligence on the part of Ryan Biggs Clark Davis, the Client will hold harmless and indemnify Ryan Biggs Clark Davis for and against any and all claims, damages, awards, and costs of defense arising out of the professional services provided under this agreement.

15. Documents

All documents produced by Ryan Biggs Clark Davis under this agreement are instruments of professional service. Upon completion and payment for services, the documents become the property of Client. The documents may not be modified by this Client for any other endeavor without the written consent of Ryan Biggs Clark Davis.

16. Electronic Media

- a. Electronic media refers to CAD files, BIM files, or any other exchange of non-tangible documentation.
- b. Any use or reuse of altered electronic media files by the Client or others after the final document submittal, without written verification by Ryan Biggs Clark Davis or adaptation for the specific purpose intended will be at the Client's risk and full legal responsibility. Furthermore, the Client will, to the fullest extent permitted by law, indemnify and hold Ryan Biggs Clark Davis harmless from any and all claims, suits, liability, demands, or costs arising out of or resulting therefrom. Any verification of such adaptation by the Client will entitle Ryan Biggs Clark Davis to additional compensation at its current rates.

- END SCHEDULE B -

AGENDA ITEM NO. 10.6

**Issue Purchase Order for Structural Enhancement in
B Concourse for Additional
Rooftop HVAC to REO Welding**

AGENDA ITEM NO: 10.6
MEETING DATE: May 12, 2026

ALBANY COUNTY AIRPORT AUTHORITY
REQUEST FOR AUTHORIZATION

ACAA Approved
05/12/2026

DEPARTMENT:

Contact Person: *John LaClair, P.E. Chief Engineer*

PURPOSE OF REQUEST:

Issue Purchase Order for Structural Enhancement in B-Concourse for Additional Rooftop HVAC to REO Welding

CONTRACT AMOUNT:

Total Amount: *N.T. E. \$100,000.00*

BUDGET INFORMATION:

Federal Airport Improvement Program
Anticipated in Current ALB Capital Plan : Yes No NA
Funding Account No.: Capital

FISCAL IMPACT – FUNDING

Federal N/A State N/A Airport 100% NA
Term of Funding: 2026-2027
Grant No. :N/A State PIN: N/A

JUSTIFICATION:

Request is made to approve a Purchase Order for N.T.E. \$100,000.00 to REO Welding of Albany, New York. When the Airport purchased three 7.5 ton RTU's for B-Concourse and Eckert Mechanical was tasked with installation of the three new units including ductwork, it was discovered when the roof penetrations were made that the existing roof truss system (open web joists) would need to be stiffened by the addition of structural steel which needed to be welded in place. Eckert was unable arrange for the required structural work to be completed. ACAA tasked REO Welding (the only structural contractor that could the time schedule) with the project. REO needs to complete this work during off hours and be non-disruptive to the passenger flow. This work will be done including RTU installation before cooling season.

CHIEF EXECUTIVE OFFICER'S RECOMMENDATION:

Recommend approval.

FINAL AGREEMENT SUBJECT TO APPROVAL BY COUNSEL: YES NA

AGENDA ITEM NO: 10.6
MEETING DATE: May 12, 2026

PROCUREMENT DEPARTMENT APPROVAL:

*Procurement complies with Authority Procurement Guidelines and Acting Chief
Financial Officer has approved. YES NO .*

BACK-UP MATERIAL:

- *Labor Rate Worksheets*
- *Scope of Work*



LABOR RATE WORKSHEET

SUCF Project No.

Contractor Name: <u>Reo Welding Co.</u>	Date: <u>4/23/2026</u>
Address: <u>1 West Albany Drive</u>	County: <u>Albany</u>
<u>Colonie, NY 12205</u>	Trade: <u>Steel - Foreman</u>
Telephone No.: <u>(518) 238-1022</u>	Effective Date: <u>7/1/2025</u>

FROM	<u>7/1/2025</u>	TO	<u>1/1/2026</u>	REGULAR BASE RATE	PREMIUM PORTION OF OVERTIME
				\$ 48.68	

A. WAGE RATE PER HOUR				\$ 48.68	
PAYROLL TAXES AND INSURANCE					
F.I.C.A / Social Security				7.65 %	
Medicare				%	
Federal Unemployment Insurance				6.00 %	
State Unemployment Insurance				9.90 %	23.55%
* Workers' Compensation Insurance	Code: <u>5040</u>			51.00 %	
** Liability Insurance				18.00 %	
Disability Insurance				2.00 %	

B. TOTAL TAXES AND INSURANCE PER HOUR	\$ 48.68	94.55%	\$ 46.03	\$ -
--	----------	--------	----------	------

BENEFITS	\$ per hour			
Vacation and Holiday				
Health and Welfare	\$ 6.50			
Pension	\$ 17.48			
Annuity	\$ 5.00			
Education / Apprentice Training				
Supplemental Unemployment				
Security Fund				
Other	\$ 7.88			

C. TOTAL BENEFITS PER HOUR	\$ 36.86			
-----------------------------------	----------	--	--	--

FOR FRINGE BENEFITS PAID IN THE ENVELOPE-SUBMIT COPIES OF 2 WEEKS OF CERTIFIED PAYROLL REPORTS

D. TOTAL LABOR RATE	(A + B + C) = D	\$ 131.57	\$ -
----------------------------	--------------------------	-----------	------

E. PROJECT COORDINATOR'S COMMENTS: 15% OHP 19.74
TOTAL HOURLY RATE \$ 151.31/hour

***NOTE: THIS HOURLY RATE REFLECT NIGHTITME HOURS

* Workers Compensation is the net Contractor cost after applying territory adjustment, experience modification, discount(s) and assessments.
 ** Only Liability Insurance that is payroll related is reimbursable within the labor rate.



LABOR RATE WORKSHEET

SUCF Project No.

Contractor Name: <u>Reo Welding Co.</u>	Date: <u>4/23/2026</u>
Address: <u>1 West Albany Drive</u>	County: <u>Albany</u>
<u>Colonie, NY 12205</u>	Trade: <u>Steel - Journeyman</u>
Telephone No.: <u>(518) 238-1022</u>	Effective Date: <u>7/1/2025</u>

FROM	<u>7/1/2025</u>	TO	<u>1/1/2026</u>	REGULAR BASE RATE	PREMIUM PORTION OF OVERTIME
-------------	-----------------	-----------	-----------------	------------------------------	--

A. WAGE RATE PER HOUR	\$	44.83	
------------------------------	----	-------	--

PAYROLL TAXES AND INSURANCE			
F.I.C.A / Social Security		7.65 %	
Medicare		%	
Federal Unemployment Insurance		6.00 %	
State Unemployment Insurance		9.90 %	23.55%
* Workers' Compensation Insurance	Code: <u>5040</u>	51.00 %	
** Liability Insurance		18.00 %	
Disability Insurance		2.00 %	

B. TOTAL TAXES AND INSURANCE PER HOUR	\$	44.83	94.55%	\$	42.39	\$	-
--	----	-------	--------	----	-------	----	---

BENEFITS	\$ per hour		
Vacation and Holiday			
Health and Welfare	\$ 6.50		
Pension	\$ 17.48		
Annuity	\$ 5.00		
Education / Apprentice Training			
Supplemental Unemployment			
Security Fund			
Other	\$ 7.88		

C. TOTAL BENEFITS PER HOUR	\$	36.86	
-----------------------------------	----	-------	--

FOR FRINGE BENEFITS PAID IN THE ENVELOPE-SUBMIT COPIES OF 2 WEEKS OF CERTIFIED PAYROLL REPORTS

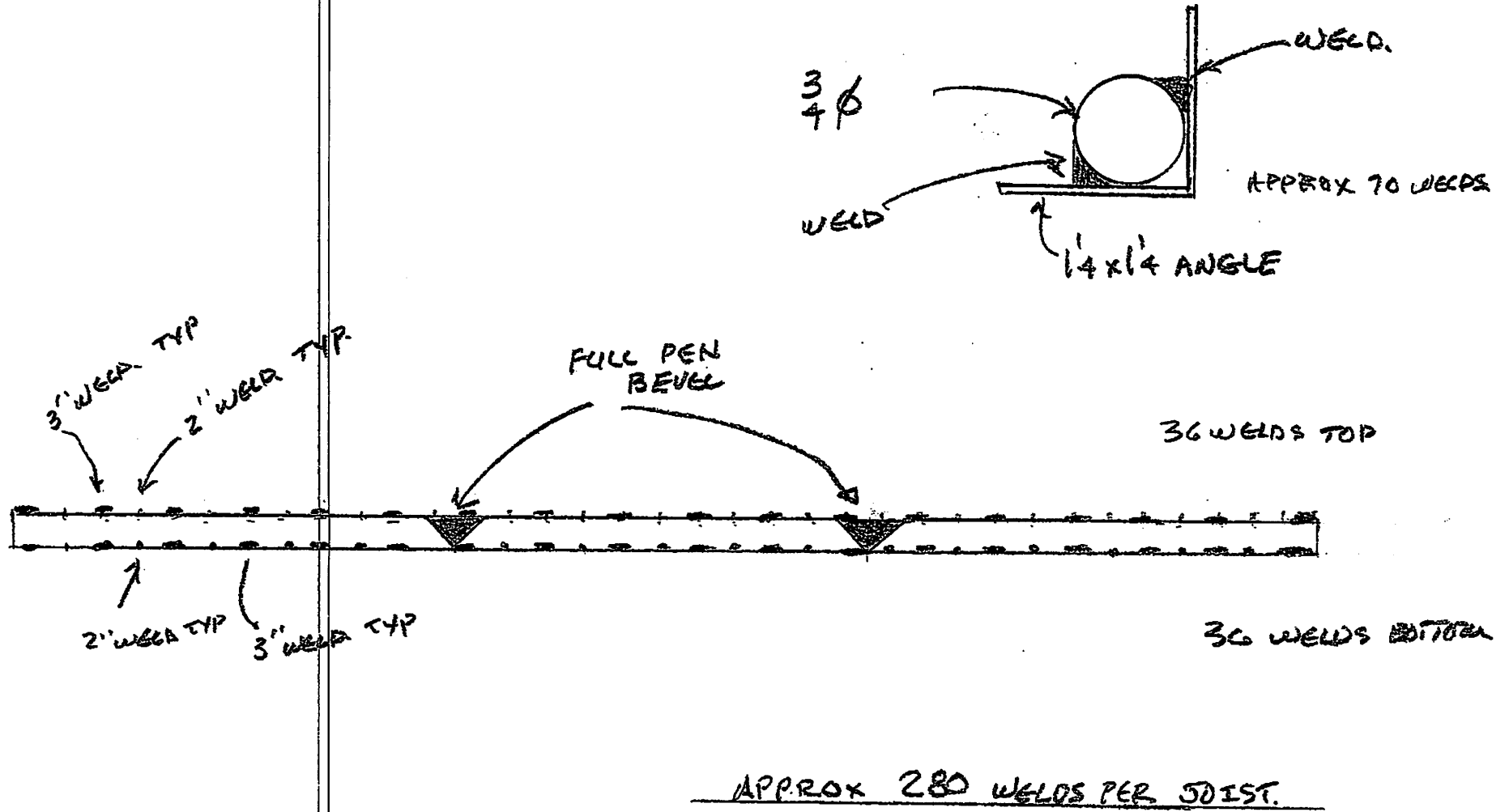
D. TOTAL LABOR RATE	(A + B + C) = D	\$ 124.08	\$	-
----------------------------	--------------------------	-----------	----	---

E. PROJECT COORDINATOR'S COMMENTS: 15% OHP 18.61
TOTAL HOURLY RATE \$ 142.69/hour

***NOTE: THIS HOURLY RATE REFLECT NIGHTITME HOURS

* Workers Compensation is the net Contractor cost after applying territory adjustment, experience modification, discount(s) and assessments.
 ** Only Liability Insurance that is payroll related is reimbursable within the labor rate.

Scope of Work



AGENDA ITEM NO. 11

Authorization of Change Orders

AGENDA ITEM NO. 11.1

**Change Order 20: Authorization to Award Contract
Change Order #20 to Construction Contract 21-1082-GC for
the Pre-TSA Terminal Expansion to
MLB Construction Services, LLC.**

AGENDA ITEM NO: 11.1
MEETING DATE: May 12, 2026

ALBANY COUNTY AIRPORT AUTHORITY
REQUEST FOR AUTHORIZATION

ACAA Approved
05/12/2026

DEPARTMENT: *Planning and Engineering*

Contact Person: *John LaClair, P.E., Chief Engineer*

PURPOSE OF REQUEST:

Change Order 20: *Authorization to Award Contract Change Order #20 to Construction Contract 21-1082-GC for the Pre-TSA Terminal Expansion to MLB Construction Services, LLC.*

CONTRACT AMOUNT:

Base:	\$32,796,900.00	
Change Order #1	49,999.00	ACAA Approved 01/23/2024
Change Order #2	49,999.00	ACAA Approved 01/23/2024
Change Order #3	49,999.00	ACAA Approved 01/23/2024
Change Order #4	113,499.81	ACAA Approved 01/23/2024
Change Order #5	188,732.19	ACAA Approved 01/23/2024
Change Order #6	344,659.00	ACAA Approved 02/12/2024
Change Order #7	No Cost	ACAA Approved 03/18/2024
Change Order #8	115,765.00	ACAA Approved 05/09/2024
Change Order #9	273,508.00	ACAA Approved 10/15/2024
Change Order #10	260,909.00	ACAA Approved 04/16/2025
Change Order #11	531,855.00	ACAA Approved 04/16/2025
Change Order #12	98,296.00	ACAA Approved 05/12/2025
Change Order #13	61,603.00	ACAA Approved 06/09/2025
Change Order #14	329,753.00	ACAA Approved 09/15/2025
Change Order #15	50,696.00	ACAA Approved 10/20/2025
Change Order #16	9,619.00	ACAA Approved 11/21/2025
Change Order #17	73,861.00	ACAA Approved 11/21/2025
Change Order #18	(21,105.00)	ACAA Approved 02/09/2026
Change Order #19	99,880.00	ACAA Approved 03/23/2026
<u>Change Order #20</u>	<u>70,478.00*</u>	
Total:	\$35,548,906.00	

(Total includes total change orders to date of \$2,752,006.00.)

*Pending Board Approval at this meeting.

BUDGET INFORMATION:

Anticipated in Current ALB Capital Plan: Yes J No ___ NA
Funding Account No.: CPN 50-2021

AGENDA ITEM NO: 11.1
MEETING DATE: May 12, 2026

AWARD CONDITIONS MET:

Apprenticeship ✓ DBE ✓ MWBE

Service Disable Veteran Owned Business (SDVOB) N/A

FISCAL IMPACT - FUNDING (Dollars or Percentages)

Federal 40% State 60% Airport N/A
Term of Funding: 2023-2026
Grant No.: N/A STATE PIN: N/A

JUSTIFICATION:

Request to approve Change Order #20 for Contract # 21-1082-GC for the Pre-TSA Terminal Expansion to qualified low bidder MLB Construction Services, LLC Malta, NY. This Change Order request includes extended rental for the queuing platform and a line stop to the main Terminal water supply to facilitate the installation of the Hydronic separator as required by the SWPPP's plan.

CHIEF EXECUTIVE OFFICER'S RECOMMENDATION:

Recommend approval.

FINAL AGREEMENT SUBJECT TO APPROVAL BY COUNSEL: YES ✓ NA

PROCUREMENT DEPARTMENT APPROVAL:

Procurement complies with Authority Procurement Guidelines and Acting Chief Financial Officer has approved. YES ✓ NA

BACK-UP MATERIAL:

Please refer to the attached Change Order #20 backup information compiled by Turner Construction Company.

 **AIA**® Document G731™ – 2019

Change Order, Construction Manager as Adviser Edition

PROJECT: *(name and address)*
Albany Airport

CONTRACT INFORMATION:
Contract For:
General Construction [1082-GC]
Date:
08-28-2023

CHANGE ORDER INFORMATION:
Change Order Number:
020
Date:
04-27-2026

OWNER: *(name and address)*
Albany County Airport Authority
737 Albany Shaker Road
Albany, NY 12211

ARCHITECT: *(name and address)*
CHA Consulting Inc.
3 Winners Circle
Albany, NY 12205

CONTRACTOR: *(name and address)*
MLB Construction Services LLC
One Stone Brook Road
Malta, NY 12020

CONSTRUCTION MANAGER: *(name and address)*
Turner Construction Company
1 Computer Drive South
Albany, NY 12205

THE CONTRACT IS CHANGED AS FOLLOWS:

(Insert a detailed description of the change and, if applicable, attach or reference specific exhibits. Also include agreed upon adjustments attributable to executed Construction Change Directives.)

- 01. PCO-207b Queuing Platform Extended Rental [October 2025 - May 2026] (Add \$29,545.00)
- 02. PCO-402 Added Line Stop for The HS-01 Installation per ACAA (Add \$40,933.00)

The original Contract Sum was	\$ 32,796,900.00
Net change by previously authorized Change Orders	\$ 2,681,528.00
The Contract Sum prior to this Change Order was	\$ 35,478,428.00
The Contract Sum will be increased by this Change Order in the amount of	\$ 70,478.00
The new Contract Sum including this Change Order will be	\$ 35,548,906.00

The Contract time will be unchanged by (0) days.
The Contractor's Work shall be substantially complete on 11-12-2024.

NOTE: This Change Order does not include adjustments to the Contract Sum or Guaranteed Maximum Price, or the Contract Time, that have been authorized by Construction Change Directive until the cost and time have been agreed upon by both the Owner and Contractor, in which case a Change Order is executed to supersede the Construction Change Directive.

NOT VALID UNTIL SIGNED BY THE ARCHITECT, CONSTRUCTION MANAGER, CONTRACTOR, AND OWNER.

ARCHITECT *(Signature)*
BY: Anthony Stellato, Sr. Project Manager
(Printed name, title, and license number if required)

CONSTRUCTION MANAGER *(Signature)*
BY: Robert Wagner, Project Manager
(Printed name and title)

Date

Date

CONTRACTOR *(Signature)*

BY: Jeff Lino, Vice President
(Printed name and title)

Date

OWNER *(Signature)*

BY: Peter Stuto, Chief Executive Officer
(Printed name and title)

Date

PCO-207b



MLB Construction Services LLC
 One Stone Break Road
 Malta, NY 12020
 Tel: 518-289-1371
 Fax: 518-289-1652

PCO-207B Rec'd TCCo 03.25.26

PROPOSAL

SUBMITTED TO: Scott Bridie Turner Construction Company 1 Computer Drive South Albany, NY 12205	PROJECT NAME Alb. Airport 21-1082-GC	
	PROJECT NO. 23-110	DATE 3/25/26
	PROPOSAL NO. 157	PROPOSAL AMOUNT \$ 29,545.00

Per NOC 157 dated 3/25/2026, MLB Construction Services LLC is pleased to present our proposal for the following:
 This proposal is for the final rental costs of the queuing platform through its dismantle that is currently scheduled for 4/27/26.

Description	Labor	Material	Equipment	Subcontract	Other	Price
Temp Structures				\$28,260.00		\$28,260.00
					Subtotal:	\$28,260.00
		MLB OH&P (Subcontractor)		\$25,690.91	5.00%	\$1,285.00
					Total:	\$29,545.00


If you have any questions, please contact me at 518-289-1371.

- We reserve the right to request an extension of time together with additional cost incurred at a later date.
- We request calendar days extension of time for the above work.
- This proposal may be withdrawn by us if not accepted within 10 days.

WE HAVE NOT BEEN DIRECTED TO PROCEED WITH THIS WORK.

OWNER MUST RETURN THIS PROPOSAL WITH THEIR SIGNED APPROVAL SHOWN BELOW BEFORE WORK CAN BEGIN .

Submitted by:

 3/25/26
 Craig Dittl

MLB Construction Services LLC

Cc: JMD/SAS/File (MLB Construction Services LLC)

Approved by: _____

Date: _____



Starr Industries, LLC
 379 Fifth Avenue
 4th Floor
 New York, NY 10016

PCO-207B Rec'd TCCo 03.25.26

CHANGE ORDER PROPOSAL

Date	Estimate #
10/31/2025	CO 7

Name / Address		Job Location
ATT: Damien Pinto-Martin MLB Construction Services, LLC 1 Stonebreak Road Malta, NY 12020		Albany Airport ALB-Central Terminal Passenger Screening
Customer Contact	Customer Phone	Terms
		Due upon receipt

**NOC #148 UPDATED
 MLS THRU OCT. 2025
 (C)*

Description	Total
Starr Industries LLC shall furnish the following scope of work to MLB Construction Services.	
Rental due from October 21 2025 to December 20 2025 <i>FEBRUARY 2026</i> 1. Queing platform - \$ 7,216 (monthly rent \$3,608) 2. System scaffold - \$ 2,204 (monthly rent \$1,102)	9,420.00
INCLUSIONS: Materials on site, sign off, EXCLUSIONS: Overtime / standby time during installation & dismantle unless specified above; maintenance and repairs after completed installation; permit renewal fees (if necessary); maintenance of lights; power source by others; additional DOB/DOT fees and/or waivers. I Drawings; engineering; DOB/DOT permits; sign-offs; union labor; work to be completed during normal business hours (7am to 3pm) unless specified above; material fabrication; trucking; above specified rental duration of materials.	
<i>Rental from 10/21/25 through 2/20/26 4 months @ 4,710 = 18,840</i>	

Thank you for your business.	Subtotal	\$9,420.00
Please contact our office with any questions. Phone - 646-756-4648 Email - office@starrindustriesllc.com	Sales Tax (8.875%)	\$0.00
	Total	\$9,420.00

Proposal accepted by: _____ Date: _____
 X _____
 Print Name: _____ Title: _____



Starr Industries, LLC
 379 Fifth Avenue
 4th Floor
 New York, NY 10016

CHANGE ORDER PROPOSAL

Date	Estimate #
2/27/2026	CO 08

Name / Address		Job Location
ATT: Damien Pinto-Martin MLB Construction Services, LLC 1 Stonebreak Road Malta, NY 12020		Albany Airport ALB-Central Terminal Passenger Screening
Customer Contact	Customer Phone	Terms
		Due upon receipt

Description	Total
Starr Industries LLC shall furnish the following scope of work to MLB Construction Services.	
Rental due from February 20 2026 to April 20 2026:	9,420.00
1. Queing platform -(monthly rent \$3,608)	
2. System scaffold - (monthly rent \$1,102)	
INCLUSIONS: Materials on site, sign off,	0.00
EXCLUSIONS: Overtime / standby time during installation & dismantle unless specified above; maintenance and repairs after completed installation; permit renewal fees (if necessary); maintenance of lights; power source by others; additional DOB/DOT fees and/or waivers. I Drawings; engineering; DOB/DOT permits; sign offs; union labor; work to be completed during normal business hours (7am to 3pm) unless specified above; material fabrication; trucking; above specified rental duration of materials.	0.00
TOTAL FOR OUTFITTER 125 TO GO/DISSMANTLE : \$28,200.00	

Thank you for your business.	Subtotal	\$9,420.00
Please contact our office with any questions. Phone - 646-756-4648 Email - office@starrindustriesllc.com	Sales Tax (8.875%)	\$0.00
	Total	\$9,420.00

Proposal accepted by: _____ Date: _____
 X _____
 Print Name: _____ Title: _____

PCO-402



MLB Construction Services LLC
 One Stone Break Road
 Malta, NY 12020
 Tel: 518-289-1371
 Fax: 518-289-1652

PROPOSAL

SUBMITTED TO: Scott Bridie Turner Construction Company 1 Computer Drive South Albany, NY 12205	PROJECT NAME Alb. Airport 21-1082-GC	
	PROJECT NO. 23-110	DATE 3/25/26
	PROPOSAL NO. 158	PROPOSAL AMOUNT \$ 40,933.00

Per NOC 158 dated 3/25/2026, MLB Construction Services LLC is pleased to present our proposal for the following:

When M. Sullivan went to install the hydrodynamic separator, it was discovered that an existing water line would be in the way. ACAA requested that M. Sullivan install a linestop in order to resolve this conflict.

****Please note, this does not include any sort of temporary walkway for the linestop. Should that be required, MLB will perform this on T&M.**

Description	Labor	Material	Equipment	Subcontract	Other	Price
M Sullivan Construction Inc				\$39,153.03		\$39,153.03
					Subtotal:	\$39,153.03
		MLB OH&P (Subcontractor)		\$35,593.66	5.00%	\$1,779.97
					Total:	\$40,933.00

If you have any questions, please contact me at 518-289-1371.

- We reserve the right to request an extension of time together with additional cost incurred at a later date.
- We request calendar days extension of time for the above work.
- This proposal may be withdrawn by us if not accepted within 10 days.

WE HAVE NOT BEEN DIRECTED TO PROCEED WITH THIS WORK.

OWNER MUST RETURN THIS PROPOSAL WITH THEIR SIGNED APPROVAL SHOWN BELOW BEFORE WORK CAN BEGIN .

Submitted by:  3/25/26
 Craig D'Elia
 MLB Construction Services LLC

Approved by: _____
 Date: _____

Cc: JMD/SAS/File (MLB Construction Services LLC)


Customer: MLB Construction Services
 Line Stop and Gate Valve
 Project: Albany Airport Bid Package 2
 Date: March 18, 2026

MSC M. Sullivan
 Construction
 EXCAVATING CONTRACTOR

PCO-402 Rec'd TCCo 03.25.26

Description	Material				Equipment				Labor							
	Material	Qty	Unit Cost	Subtotal	Equipment	Qty	Unit Cost	Subtotal	Laborer ST Hrs \$80.99	Operator ST Hrs \$110.10	Foreman ST Hrs \$94.06	Laborer OT Hrs \$108.90	Operator OT Hrs \$148.22	Foreman OT Hrs \$127.48	Subtotal	
Remove pavement and sidewalks for line stop and gate	Line Stop	1	\$6,000.00	\$6,000.00	Kobelco 170 Excavator	14	\$125.00	\$1,750.00	56	32	32				\$11,068.56	
valve, replace disturbed curb, sidewalk and pavement	8" Gate Valve w/Box	1	\$2,289.01	\$2,289.01	Kubota 80 Exc. w/Breaker	2	\$115.00	\$230.00							\$0.00	
	MJ Sieve	1	\$370.01	\$370.01	Komatsu WA200 Loader	10	\$100.00	\$1,000.00							\$0.00	
	8" DIP - LF	20	\$47.71	\$954.20	Bomag Roller	4	\$60.00	\$240.00							\$0.00	
	#2 Stone	20	\$22.25	\$445.00	Tandem Axle Dump	24	\$175.00	\$4,200.00							\$0.00	
	Type 2 - Tons	99	\$24.25	\$2,400.75	Trench Box-Daily	1	\$250.00	\$250.00							\$0.00	
	4000 PSI Concrete Short Load - CY	3	\$861.00	\$2,583.00	Walk Behind Saw-Daily	1	\$160.00	\$160.00							\$0.00	
	Mesh	3	\$15.60	\$46.80	Tool Truck	24	\$35.00	\$840.00							\$0.00	
	Expansion Board	6	\$3.67	\$22.02	1 Ton w/Trailer-Pave, Mob	4	\$75.00	\$300.00							\$0.00	
	Expansion Cap	3	\$3.80	\$11.40	Flatbed w/Driver	4	\$100.00	\$400.00							\$0.00	
	Caulking	3	\$10.97	\$32.91				\$0.00							\$0.00	
				\$0.00				\$0.00							\$0.00	
				\$0.00				\$0.00							\$0.00	
				\$0.00				\$0.00							\$0.00	
				\$0.00				\$0.00							\$0.00	
				\$0.00				\$0.00							\$0.00	
				\$0.00				\$0.00							\$0.00	
				\$0.00				\$0.00							\$0.00	
				\$0.00				\$0.00							\$0.00	
				\$0.00				\$0.00							\$0.00	
				\$0.00				\$0.00							\$0.00	
				\$0.00				\$0.00							\$0.00	
				\$0.00				\$0.00							\$0.00	
				\$0.00				\$0.00							\$0.00	
				\$0.00				\$0.00							\$0.00	
				\$0.00				\$0.00							\$0.00	
				\$0.00				\$0.00							\$0.00	
				\$0.00				\$0.00							\$0.00	
				\$0.00				\$0.00							\$0.00	
				\$0.00				\$0.00							\$0.00	
				\$0.00				\$0.00							\$0.00	
				\$0.00				\$0.00							\$0.00	
				Material: \$15,155.10					Equipment: \$9,370.00							Labor: \$11,068.56

Subtotal: \$35,593.66
 OH&P: \$3,559.37
 Total: \$39,153.03



Sullivan work area

New line stop


Access

Airport Terminal Rd

Airport Terminal

Layers

Google Maps



AGENDA ITEM NO. 11.2

Change Order 12: Authorization to Award Contract Change Order No. 12 to Construction Contract 21-1082-INT STR for the Pre-TSA Terminal Expansion to MLB Construction Services, LLC.

AGENDA ITEM NO: 11.2
MEETING DATE: May12, 2026

ALBANY COUNTY AIRPORT AUTHORITY
REQUEST FOR AUTHORIZATION

ACAA Approved
05/12/2026

DEPARTMENT: *Planning and Engineering*

Contact Person: *John LaClair, P.E., Chief Engineer*

PURPOSE OF REQUEST:

Change Order 12: *Authorization to Award Contract Change Order No. 12 to Construction Contract 21-1082-INT STR for the Pre-TSA Terminal Expansion to MLB Construction Services, LLC.*

CONTRACT AMOUNT:

Base:	\$46,474,000.00	
Change Order No. 1	37,371.00	ACAA Approved – 02/10/2025
Change Order No. 2	169,821.00	ACAA Approved – 02/10/2025
Change Order No. 3	251,152.00	ACAA Approved – 03/24/2025
Change Order No. 4	110,137.00	ACAA Approved - 04/16/2025
Change Order No. 5	54,641.00	ACAA Approved - 05/14/2025
Change Order No. 6	278,334.00	ACAA Approved -09/15/2025
Change Order No.7	226,507.00	ACAA Approved – 10/20/2025
Change Order No.8	257,131.00	ACAA Approved – 11/21/2025
Change Order No.9	88,113.00	ACAA Approved --12/15/2025
Change Order No.10	(514,746.00)	CREDIT Approved – 02/09/2026
Change Order No. 11	453, 947.00	ACAA Approved – 04/13/2026
Change Order No. 12	466,390.00 *	
Total:	\$48,352,818.00	(Total includes change orders to date of \$1,878,818.00)

**Pending Board Approval at this meeting.*

BUDGET INFORMATION:

Anticipated in Current ALB Capital Plan: Yes ✓ No ___ NA
Funding Account No.: CPN 50-2021

AWARD CONDITIONS MET:

Apprenticeship ✓ DBE ✓ MWBE ✓

Service Disable Veteran Owned Business (SDVOB) N/A

FISCAL IMPACT - FUNDING (Dollars or Percentages)

Federal 40% State 60% Airport N/A
Term of Funding: 2023-2026
Grant No.: N/A STATE PIN: N/A

AGENDA ITEM NO: 11.2
MEETING DATE: May12, 2026

JUSTIFICATION:

Request to approve Change Order No. 12 for Contract # 21-1082-INT STR. This work includes a variety of necessary changes made to the project, including additional electrical work and equipment for the TSA lanes, L3 Admin and L1 Bathrooms (ASI-114). Additional pump and piping work in the existing chiller room (ASI-153). Level 1 Axiom trim (ASI-144). Ticketing and baggage FTR (fin tube replacement) cover and actuators. Credit for removal of office partition sound requirement.

CHIEF EXECUTIVE OFFICER'S RECOMMENDATION:

Recommend approval.

FINAL AGREEMENT SUBJECT TO APPROVAL BY COUNSEL: YES NA

PROCUREMENT DEPARTMENT APPROVAL:

Procurement complies with Authority Procurement Guidelines and Acting Chief Financial Officer has approved. YES NA

BACK-UP MATERIAL:

Please refer to the attached Change Order No. 12 backup information compiled by Turner Construction Company.



AIA[®]

Document G731™ – 2019

Change Order, Construction Manager as Adviser Edition

PROJECT: (name and address)
Albany Airport

CONTRACT INFORMATION:
Contract For:
General Construction [1082-INT STR]
Date:
11-08-2023

CHANGE ORDER INFORMATION:
Change Order Number:
012
Date:
04-27-2026

OWNER: (name and address)
Albany County Airport Authority
737 Albany Shaker Road
Albany, NY 12211

ARCHITECT: (name and address)
CHA Consulting Inc.
3 Winners Circle
Albany, NY 12205

CONTRACTOR: (name and address)
MLB Construction Services LLC
One Stone Brook Road
Malta, NY 12020

CONSTRUCTION MANAGER: (name and address)
Turner Construction Company
1 Computer Drive South
Albany, NY 12205

THE CONTRACT IS CHANGED AS FOLLOWS:

(Insert a detailed description of the change and, if applicable, attach or reference specific exhibits. Also include agreed upon adjustments attributable to executed Construction Change Directives.)

- 01. PCO-238a ASI-114 TSA Lane, L3 Admin, L1 Bathrooms, etc. [Martin Costs] (Add \$297,955.00)
- 02. PCO-404 [CREDIT] RFI-546 L3 Office Partitions Sound Requirements (CREDIT \$12,226.00)
- 03. PCO-415 ASI-053 Back of House Electrical (Add \$7,842.00)
- 04. PCO-423 ASI-153 Chiller Room Work (Add \$94,138.00)
- 05. PCO-446a ASI-144 RFI-419 Level 1 Axiom Trim [ADK] (Add \$18,559.00)
- 06. PCO-450 RFI-509 Added CL-03 Ceiling in Level 5 Garage Elevator Lobby (Add \$16,224.00)
- 07. PCO-451 Added Interplay 979 Elephant Carpet L2 TSA to L3 Offices Carpet Change (Add \$1,605.00)
- 08. PCO-452 ACAA Requested Temp LVT and Carpet in Tunnell and Turnover (Add \$10,328.00)
- 09. PCO-453 RFI-542 Ticketing and Baggage FTR Cover and Actuator Replacements (Add \$31,965.00)

The original Contract Sum was	\$ 46,474,000.00
Net change by previously authorized Change Orders	\$ 1,412,428.00
The Contract Sum prior to this Change Order was	\$ 47,886,428.00
The Contract Sum will be increased by this Change Order in the amount of	\$ 466,390.00
The new Contract Sum including this Change Order will be	\$ 48,352,818.00

The Contract time will be unchanged by Zero (0) days.
The Contractor s Work shall be substantially complete on March 28, 2025.

NOTE: This Change Order does not include adjustments to the Contract Sum or Guaranteed Maximum Price, or the Contract Time, that have been authorized by Construction Change Directive until the cost and time have been agreed upon by both the Owner and Contractor, in which case a Change Order is executed to supersede the Construction Change Directive.

NOT VALID UNTIL SIGNED BY THE ARCHITECT, CONSTRUCTION MANAGER, CONTRACTOR, AND OWNER.

ARCHITECT (Signature)
BY: Anthony Stellato, Sr. Project Manager
(Printed name, title, and license number if required)

CONSTRUCTION MANAGER (Signature)
BY: Robert Wagner, Project Manager
(Printed name and title)

Date

Date

CONTRACTOR *(Signature)*

BY: Jeff Lino, Vice President
(Printed name and title)

Date

OWNER *(Signature)*

BY: Peter Stuto, Chief Executive Officer
(Printed name and title)

Date

PCO-238a



MLB Construction Services LLC
 One Stone Break Road
 Malta, NY 12020
 Tel: 518-289-1371
 Fax: 518-289-1652

PROPOSAL

SUBMITTED TO: Scott Bridie Turner Construction Company 1 Computer Drive South Albany, NY 12205	PROJECT NAME Alb. Airport 21-1082-STR & INT	
	PROJECT NO. 23-114	DATE 3/19/26
	PROPOSAL NO. 115AR1	PROPOSAL AMOUNT \$ 297,955.00

Per NOC 115AR1 dated 3/19/2026, MLB Construction Services LLC is pleased to present our proposal for the following:

ASI-114 has been issued for drawing and specification updates to TSA Lane, L3 Admin., L1 Bathroom, etc. please review and advise of any cost impacts to your scope of work.

****AS DISCUSSED/AGREED TO WITH TCCO, ELECTRICAL/AV/DATA WAS RELEASED SEPARATELY DUE TO MATERIAL LEAD TIME CONCERNS.****


Description	Labor	Material	Equipment	Subcontract	Other	Price
George J Martin & Son Inc				\$285,000.00		\$285,000.00
					Subtotal:	\$285,000.00
		MLB OH&P (Subcontractor)		\$259,090.91	5.00%	\$12,955.00
					Total:	\$297,955.00

If you have any questions, please contact me at 518-289-1371.

- We reserve the right to request an extension of time together with additional cost incurred at a later date.
- We request calendar days extension of time for the above work.
- This proposal may be withdrawn by us if not accepted within 10 days.

WE HAVE NOT BEEN DIRECTED TO PROCEED WITH THIS WORK.

OWNER MUST RETURN THIS PROPOSAL WITH THEIR SIGNED APPROVAL SHOWN BELOW BEFORE WORK CAN BEGIN .

Submitted by:  3/18/26
 Craig Dittl
 MLB Construction Services LLC

Approved by: _____
 Date: _____

Cc: JMD/SAS/File (MLB Construction Services LLC)



JOB # 6846-64R2 BAFO

MLB Constructions Services, LLC.

1 Stonebreak Rd. Malta, NY 12020

March 19, 2026

Prepared by: Everett Jones

Contact Info: ejones@martinelectric.com

Attn: Craig Dittl cdittl@mlbind.com

RE: Albany Airport BP-04 – NOC#115 ASI-114 TSA Lane and 3rd Floor Admin Changes

Craig,

Martin Electric is pleased to provide this CO Proposal for the above-mentioned project. Please review our clarifications and exclusions for this scope and thank you for this opportunity.

SCOPE OF WORK

- See Dwg changes to E-103, E-105, and E-107 and defined scope attached.
- See Dwg changes to E-201, E-202, and E-203 and defined scope attached.
(Prior released Lighting @ Supply Company Whse)
- See Dwg changes to FA-101, FA-103, and FA-105 attached.
- See Dwg changes to T-103A, T-320 and defined CNC scope attached
- See Dwg changes to TA-400 and TA-607 for added Conference Room 313 and added CNC / Synapse scope attached. *(Prior released AV Equipment @ AV Partner Whse)*
- See Dwg changes to SE-001, SE-109, SE-111, SE-501, SE-601, SE-602, SE-603, SE-604, SE-701, SE-702, SE-703, Spec Sections 275112, 281300 and defined CNC / Convergent scope attached. *(Prior released Security Equipment @ Security Vendor Whse. Shop Dwgs completed.)*

CLARIFICATIONS

- Coordinate work with MLB.
- All Labor, Material, Management, Equipment, Tools, and Service Vehicles included.
- Please reference updated **PROPOSAL TERMS** regarding the Commodities Market.

APPROACH

Martin Electric plans to approach this project in the following manner:

- Review all the requirements of the systems/equipment to be installed with the appointed representative.
- Review and determine with the site representative the proposed routing, for approval, prior to installation of conduit, and wire.

NYS Certified WBE File #8942
164 Columbia Turnpike, Rensselaer NY, 12144

www.martinelectric.com



JOB # 6846-64R2 BAFO

MLB Constructions Services, LLC.

1 Stonebreak Rd. Malta, NY 12020

March 19, 2026

Prepared by: Everett Jones

Contact Info: ejones@martinelectric.com

- Review and make every effort to expedite delivery of long lead materials.
- Complete the installation of the required services within schedule, unless delayed by others.
- Evaluate project activity periods and maintain scheduled activity completions.

EXCLUSIONS

- Dumpster Cost of any type.
- Cost for seismic restraints of any type.
- All field modifications of equipment furnished by others.
- Any concrete, cutting, patching, or painting.
- Any excavation and backfill.
- Fireproofing is not included.
- Daily coordination with ACAA of work areas (by MLB).
- Ceiling tile removal and replacement
- Accelerated work requiring added resources/equipment. At present all work is planned to be contiguous with Contract scope.
- Overtime, and/or Shift Work.

PROPOSAL COST

Based on the Services to provide the Proposed Scope of Work, the Approach, and the Clarifications, Inclusions and Exclusions listed above; Martin Electric is proposing the amount of:

TOTAL **\$ 285,000.00**

Includes credit for substituted Type F1 Fixture.

PROPOSAL TERMS:

Terms for payment shall be net 30 days based on a schedule of values from the contract. This quote is valid for **15 days** due to the current market for commodities and Material pricing will be updated, as necessary, upon the date of Approval, and is made contingent upon both parties reaching mutually agreeable terms and conditions.

NYS Certified WBE File #8942
164 Columbia Turnpike, Rensselaer NY, 12144

www.martinelectric.com



JOB # 6846-64R2 BAFO

MLB Constructions Services, LLC.

1 Stonebreak Rd. Malta, NY 12020

March 19, 2026

Prepared by: Everett Jones

Contact Info: ejones@martinelectric.com

NOTICE:

THIS PROPOSAL IS CONTINGENT ON A LACK OF IMPACT BY THE CORONAVIRUS NATIONAL EMERGENCY. Given the existence of the coronavirus pandemic, Martin Electric Inc. will use its best efforts to staff and supply this project to be able to hit the scheduled completion date but reserves its right to seek an excusable extension of time if Martin Electric Inc., or its subcontractors and suppliers are unable to maintain planned crew sizes due to the illness, supply shortages or governmental restraints on business, travel and/or assembly. To the extent that the project is suspended pursuant to the terms of the proposed Martin Electric Inc. Subcontract, we intend to seek additional costs associated with the suspension.

NYS Certified WBE File #8942
164 Columbia Turnpike, Rensselaer NY, 12144

www.martinelectric.com

Job ID: PG-23-116A
 Project: Albany Airport BP-04



CO: 6846-64R2: BAFO ASI-114 NOC#115

Takeoff

30 Dec 2025 15:58:40

Phase: FIXTURES

Item #	Qty	U/M	Q/M	Size	Description	Material Unit	Material Result	Labor Unit	Labor Result
	0.00				DWG E-202 CHANGES				
	0.00				+ 1 F4B-7'				
TITLE	1.00	EA	M	3/4" EMT	LINEAR LED RECESS MOUNTED 7'	0.0000	0.00	0.0000	0.00
120954	1.00	EA	M	84" LONG (7FT)	LED LINEAR/RECESS MOUNTED FIXTURE	0.0000	0.00	1.6425	1.64
100137	2.00	EA	M	#18 to 10	WIRE-NUT SML -YELLOW	0.1580	0.32	0.0900	0.18
161188	2.00	EA	M	#10 x 1"	TEK SCREW	0.1231	0.25	0.0360	0.07
160391	2.00	EA	M	#10	PLTD FLAT WASHER	0.0447	0.09	0.0018	0.00
10054	15.00	FT	M	3/4	EMT	1.1766	17.65	0.0750	1.13
161692	2.00	EA	M	3/4	EMT 1-HOLE STEEL STRAP	0.2584	0.52	0.0600	0.12
161188	2.00	EA	M	#10 x 1"	TEK SCREW	0.1231	0.25	0.0360	0.07
30562	2.00	EA	M	3/4	EMT STEEL-COMP COUPLING RT	0.3518	0.70	0.2100	0.42
30708	2.00	EA	M	3/4	EMT STEEL COMP INS-THRT CONN RT	0.5940	1.19	0.4500	0.90
70033	50.00	FT	M	12	THHN/THWN CU (STR)	0.1920	9.60	0.0090	0.45
70228	17.00	FT	M	12.	GREEN THHN CU (GRD 20A)	0.1920	3.26	0.0090	0.15
	0.00				+ 5 F4B-8'				
TITLE	6.00	EA	M	3/4" EMT	LINEAR LED RECESS MOUNTED 8'	0.0000	0.00	0.0000	0.00
120955	6.00	EA	M	96" LONG (8FT)	LED LINEAR/RECESS MOUNTED FIXTURE	0.0000	0.00	1.8000	10.80
100137	12.00	EA	M	#18 to 10	WIRE-NUT SML -YELLOW	0.1580	1.90	0.0900	1.08
161188	12.00	EA	M	#10 x 1"	TEK SCREW	0.1231	1.48	0.0360	0.43
160391	12.00	EA	M	#10	PLTD FLAT WASHER	0.0447	0.54	0.0018	0.02
10054	90.00	FT	M	3/4	EMT	1.1766	105.89	0.0750	6.75
161692	11.00	EA	M	3/4	EMT 1-HOLE STEEL STRAP	0.2584	2.84	0.0600	0.66
161188	11.00	EA	M	#10 x 1"	TEK SCREW	0.1231	1.35	0.0360	0.40
30552	9.00	EA	M	3/4	EMT STEEL-COMP COUPLING	0.4249	3.82	0.2100	1.89
30678	12.00	EA	M	3/4	EMT STEEL COMP CONNECTOR	0.3518	4.22	0.2000	2.40
70029	397.00	FT	M	12	THHN/THWN CU (SOL)	0.1924	76.39	0.0090	3.57
70224	100.00	FT	M	12	GREEN THHN CU SOL (GRD 20A)	0.1924	19.24	0.0090	0.90

George J. Martin & Son

164 Columbia Turnpike
 Rensselaer, NY

Phone: 518-477-7577
 Web: www.martinelectric.com

Phase: FIXTURES

Item #	Qty	U/M	Q/M	Size	Description	Material Unit	Material Result	Labor Unit	Labor Result
	0.00				+ 1 F4B-24'				
TITLE	1.00	EA	M	3/4" EMT	LINEAR LED RECESS MOUNTED 24'	0.0000	0.00	0.0000	0.00
120955	3.00	EA	M	96" LONG (8FT)	LED LINEAR/RECESS MOUNTED FIXTURE	0.0000	0.00	1.8000	5.40
100137	3.00	EA	M	#18 to 10	WIRE-NUT SML -YELLOW	0.1580	0.47	0.0900	0.27
161188	6.00	EA	M	#10 x 1"	TEK SCREW	0.1231	0.74	0.0360	0.22
160391	6.00	EA	M	#10	PLTD FLAT WASHER	0.0447	0.27	0.0018	0.01
10054	15.00	FT	M	3/4	EMT	1.1766	17.65	0.0750	1.13
161692	2.00	EA	M	3/4	EMT 1-HOLE STEEL STRAP	0.2584	0.52	0.0600	0.12
161188	2.00	EA	M	#10 x 1"	TEK SCREW	0.1231	0.25	0.0360	0.07
30552	2.00	EA	M	3/4	EMT STEEL-COMP COUPLING	0.4249	0.85	0.2100	0.42
30678	2.00	EA	M	3/4	EMT STEEL COMP CONNECTOR	0.3518	0.70	0.2000	0.40
70029	66.00	FT	M	12	THHN/THWN CU (SOL)	0.1924	12.70	0.0090	0.59
70224	17.00	FT	M	12	GREEN THHN CU SOL (GRD 20A)	0.1924	3.27	0.0090	0.15
	0.00				-1-F4B-16', -1 F4B-12', -6 F4-4', -2 F4B-2', -2-B8 TURNED OVER AS SPARES TO ACAA (NO HOMERUN BRANCH CKT CREDIT AS STILL REQUIRED FOR LTG)				
TITLE	-1.00	EA	M	3/4" EMT	LINEAR LED RECESS MOUNTED 16'	0.0000	0.00	0.0000	0.00
120955	-2.00	EA	M	96" LONG (8FT)	LED LINEAR/RECESS MOUNTED FIXTURE	0.0000	0.00	1.8000	-3.60
100137	-3.00	EA	M	#18 to 10	WIRE-NUT SML -YELLOW	0.1580	-0.47	0.0900	-0.27
161188	-4.00	EA	M	#10 x 1"	TEK SCREW	0.1231	-0.49	0.0360	-0.14
160391	-4.00	EA	M	#10	PLTD FLAT WASHER	0.0447	-0.18	0.0018	-0.01
10054	-15.00	FT	M	3/4	EMT	1.1766	-17.65	0.0750	-1.13
161692	-1.00	EA	M	3/4	EMT 1-HOLE STEEL STRAP	0.2584	-0.26	0.0600	-0.06
161188	-1.00	EA	M	#10 x 1"	TEK SCREW	0.1231	-0.12	0.0360	-0.04
30552	-1.00	EA	M	3/4	EMT STEEL-COMP COUPLING	0.4249	-0.42	0.2100	-0.21
30678	-2.00	EA	M	3/4	EMT STEEL COMP CONNECTOR	0.3518	-0.70	0.2000	-0.40
70029	-66.00	FT	M	12	THHN/THWN CU (SOL)	0.1924	-12.70	0.0090	-0.59
70224	-16.00	FT	M	12	GREEN THHN CU SOL (GRD 20A)	0.1924	-3.08	0.0090	-0.14
TITLE	-1.00	EA	M	3/4" EMT	LINEAR LED RECESS MOUNTED 12'	0.0000	0.00	0.0000	0.00
120955	-1.00	EA	M	96" LONG (8FT)	LED LINEAR/RECESS MOUNTED FIXTURE	0.0000	0.00	1.8000	-1.80
120951	-1.00	EA	M	48" LONG (4FT)	LED LINEAR/RECESS MOUNTED FIXTURE	0.0000	0.00	1.1700	-1.17
120958	0.00	EA	M		LED LINEAR/RECESS CORNER SECTION	0.0000	0.00	1.1700	0.00
100137	-3.00	EA	M	#18 to 10	WIRE-NUT SML -YELLOW	0.1580	-0.47	0.0900	-0.27
161188	-3.00	EA	M	#10 x 1"	TEK SCREW	0.1231	-0.37	0.0360	-0.11
160391	-3.00	EA	M	#10	PLTD FLAT WASHER	0.0447	-0.13	0.0018	-0.01
10054	-15.00	FT	M	3/4	EMT	1.1766	-17.65	0.0750	-1.13

George J. Martin & Son

164 Columbia Turnpike
Rensselaer, NY

Phone: 518-477-7577
Web: www.martinelectric.com

Phase: FIXTURES

Item #	Qty	U/M	Q/M	Size	Description	Material Unit	Material Result	Labor Unit	Labor Result
161692	-1.00	EA	M	3/4	EMT 1-HOLE STEEL STRAP	0.2584	-0.26	0.0600	-0.06
161188	-1.00	EA	M	#10 x 1"	TEK SCREW	0.1231	-0.12	0.0360	-0.04
30552	-1.00	EA	M	3/4	EMT STEEL-COMP COUPLING	0.4249	-0.42	0.2100	-0.21
30678	-2.00	EA	M	3/4	EMT STEEL COMP CONNECTOR	0.3518	-0.70	0.2000	-0.40
70029	-66.00	FT	M	12	THHN/THWN CU (SOL)	0.1924	-12.70	0.0090	-0.59
70224	-16.00	FT	M	12	GREEN THHN CU SOL (GRD 20A)	0.1924	-3.08	0.0090	-0.14
TITLE	-6.00	EA	M	3/4" EMT	LINEAR LED RECESS MOUNTED 4'	0.0000	0.00	0.0000	0.00
120951	-6.00	EA	M	48" LONG (4FT)	LED LINEAR/RECESS MOUNTED FIXTURE	0.0000	0.00	1.1700	-7.02
100137	-12.00	EA	M	#18 to 10	WIRE-NUT SML -YELLOW	0.1580	-1.90	0.0900	-1.08
161188	-12.00	EA	M	#10 x 1"	TEK SCREW	0.1231	-1.48	0.0360	-0.43
160391	-12.00	EA	M	#10	PLTD FLAT WASHER	0.0447	-0.54	0.0018	-0.02
10054	-90.00	FT	M	3/4	EMT	1.1766	-105.89	0.0750	-6.75
161692	-10.00	EA	M	3/4	EMT 1-HOLE STEEL STRAP	0.2584	-2.58	0.0600	-0.60
161188	-10.00	EA	M	#10 x 1"	TEK SCREW	0.1231	-1.23	0.0360	-0.36
30552	-9.00	EA	M	3/4	EMT STEEL-COMP COUPLING	0.4249	-3.82	0.2100	-1.89
30678	-12.00	EA	M	3/4	EMT STEEL COMP CONNECTOR	0.3518	-4.22	0.2000	-2.40
70029	-396.00	FT	M	12	THHN/THWN CU (SOL)	0.1924	-76.20	0.0090	-3.56
70224	-99.00	FT	M	12	GREEN THHN CU SOL (GRD 20A)	0.1924	-19.05	0.0090	-0.89
TITLE	-2.00	EA	M	3/4" EMT	LINEAR LED RECESS MOUNTED 3'	0.0000	0.00	0.0000	0.00
120950	-2.00	EA	M	36" LONG (3FT)	LED LINEAR/RECESS MOUNTED FIXTURE	0.0000	0.00	1.0125	-2.03
100137	-4.00	EA	M	#18 to 10	WIRE-NUT SML -YELLOW	0.1580	-0.63	0.0900	-0.36
161188	-4.00	EA	M	#10 x 1"	TEK SCREW	0.1231	-0.49	0.0360	-0.14
160391	-4.00	EA	M	#10	PLTD FLAT WASHER	0.0447	-0.18	0.0018	-0.01
10054	-30.00	FT	M	3/4	EMT	1.1766	-35.30	0.0750	-2.25
161692	-3.00	EA	M	3/4	EMT 1-HOLE STEEL STRAP	0.2584	-0.78	0.0600	-0.18
161188	-3.00	EA	M	#10 x 1"	TEK SCREW	0.1231	-0.37	0.0360	-0.11
30552	-3.00	EA	M	3/4	EMT STEEL-COMP COUPLING	0.4249	-1.27	0.2100	-0.63
30678	-4.00	EA	M	3/4	EMT STEEL COMP CONNECTOR	0.3518	-1.41	0.4500	-1.80
70033	-99.00	FT	M	12	THHN/THWN CU (STR)	0.1920	-19.01	0.0090	-0.89
70228	-33.00	FT	M	12	GREEN THHN CU (GRD 20A)	0.1920	-6.34	0.0090	-0.30
TITLE	-2.00	EA	M	#12	8' LED STRIP ROW /STL DECK	0.0000	0.00	0.0000	0.00
120888	-2.00	EA	M	8 FT	LED SURFACE STRIP FIXTURE	0.0000	0.00	1.8000	-3.60
100139	1.00	EA	M	#18 TO 8	WIRE-NUT MED -RED	0.1314	0.13	0.1000	0.10
100161	-6.00	EA	M	18-10	SELF STRIP/CONNECTOR -BROWN	0.4103	-2.46	0.0400	-0.24
161188	-2.00	EA	M	#10 x 1"	TEK SCREW	0.1231	-0.25	0.0360	-0.07

George J. Martin & Son

164 Columbia Turnpike
Rensselaer, NY

Phone: 518-477-7577
Web: www.martinelectric.com

Phase: FIXTURES

Item #	Qty	U/M	Q/M	Size	Description	Material Unit	Material Result	Labor Unit	Labor Result
160391	-2.00	EA	M	#10	PLTD FLAT WASHER	0.0447	-0.09	0.0018	0.00
70509	-15.00	M	M	12/2	MC CABLE - ALUM JKT W/G	0.6940	-10.41	0.0406	-0.61
161746	-3.00	EA	M	14/2 - 10/4	AC/MC 1-HOLE STRAP PLTD	0.1866	-0.56	0.0500	-0.15
161188	-3.00	EA	M	#10 x 1"	TEK SCREW	0.1231	-0.37	0.0360	-0.11
670074	-1.00	EA	M	3/8 (38AST)	AC/MC SNAP 2-IT INSUL	1.7299	-1.73	0.1100	-0.11
670090	-1.00	EA	M	3/8 (383810AST)	AC/MC DX SNAP 2-IT SCR-CLP INS	4.1292	-4.13	0.1100	-0.11
	0.00				DWG E-203 CHANGES				
	0.00				2 RUNS F1-16'				
TITLE	2.00	EA	M	8'	LIGHT TRACK - W/END FEED	0.0000	0.00	0.0000	0.00
120764	2.00	EA	M	8 FT	LIGHT TRACK SURFACE 1-CKT	0.0000	0.00	2.3400	4.68
120783	1.00	EA	M		LIGHT TRACK LIVE-END CONN	0.0000	0.00	1.5600	1.56
120786	2.00	EA	M		LIGHT TRACK COUPLING	0.0000	0.00	0.4700	0.94
120796	8.00	EA	M		LIGHT TRACK FIXTURE	0.0000	0.00	0.9400	7.52
630538	4.00	EA	M	8-32 x 7/16 STD	15/16 T-BAR TWST-ON TRAK LITE CLP SILVER	1.0078	4.03	0.0600	0.24
10054	25.00	FT	M	3/4	EMT	1.1766	29.42	0.0750	1.88
630075	3.00	EA	M	3/4	COND HAMMER-ON HGR 1/4-FLNG SNP-CLOSE HD	2.6623	7.99	0.0900	0.27
30562	3.00	EA	M	3/4	EMT STEEL-COMP COUPLING RT	0.3518	1.06	0.2100	0.63
70033	83.00	FT	M	12	THHN/THWN CU (STR)	0.1920	15.94	0.0090	0.75
70228	28.00	FT	M	12.	GREEN THHN CU (GRD 20A)	0.1920	5.38	0.0090	0.25
30708	2.00	EA	M	3/4	EMT STEEL COMP INS-THRT CONN RT	0.5940	1.19	0.4500	0.90
240063	40.00	FT	M	1 5/8" x 7/8"H	12G STRUT CHNL 1-1/8"SLOT PRE-GALV	1.8540	74.16	0.1850	7.40
240412	4.00	EA	M	P1065EG	STRUT FLAT PLATE 2 HOLE	2.7479	10.99	0.0360	0.14
160442	50.00	EA	M	3/8"	GALV LOCK WASHER	0.0006	0.03	0.0018	0.09
160997	50.00	EA	M	3/8-16	PLTD HEX NUTS	0.1020	5.10	0.1125	5.63
160831	50.00	EA	M	3/8-16 x 1"	GALV MACHINE SCREWS	0.0074	0.37	0.1125	5.63
121378	25.00	EA	M		AIRCRAFT CABLE KIT W/GRIP	25.0000	625.00	0.3900	9.75
	0.00				2 RUNS F1-20'				
TITLE	2.00	EA	M	8'	LIGHT TRACK - W/END FEED	0.0000	0.00	0.0000	0.00
120764	2.00	EA	M	8 FT	LIGHT TRACK SURFACE 1-CKT	0.0000	0.00	2.3400	4.68
120783	1.00	EA	M		LIGHT TRACK LIVE-END CONN	0.0000	0.00	1.5600	1.56
120786	2.00	EA	M		LIGHT TRACK COUPLING	0.0000	0.00	0.4700	0.94
120796	8.00	EA	M		LIGHT TRACK FIXTURE	0.0000	0.00	0.9400	7.52
630538	4.00	EA	M	8-32 x 7/16 STD	15/16 T-BAR TWST-ON TRAK LITE CLP SILVER	1.0078	4.03	0.0600	0.24
10054	25.00	FT	M	3/4	EMT	1.1766	29.42	0.0750	1.88

George J. Martin & Son

164 Columbia Turnpike
Rensselaer, NY

Phone: 518-477-7577
Web: www.martinelectric.com

Phase: FIXTURES

Item #	Qty	U/M	Q/M	Size	Description	Material Unit	Material Result	Labor Unit	Labor Result
630075	3.00	EA	M	3/4	COND HAMMER-ON HGR 1/4-FLNG SNP-CLOSE HD	2.6623	7.99	0.0900	0.27
30562	3.00	EA	M	3/4	EMT STEEL-COMP COUPLING RT	0.3518	1.06	0.2100	0.63
70033	83.00	FT	M	12	THHN/THWN CU (STR)	0.1920	15.94	0.0090	0.75
70228	28.00	FT	M	12.	GREEN THHN CU (GRD 20A)	0.1920	5.38	0.0090	0.25
TITLE	2.00	EA	M	4'	LIGHT TRACK - W/END FEED	0.0000	0.00	0.0000	0.00
120762	2.00	EA	M	4 FT	LIGHT TRACK SURFACE 1-CKT	0.0000	0.00	1.9500	3.90
120783	1.00	EA	M		LIGHT TRACK LIVE-END CONN	0.0000	0.00	1.5600	1.56
120786	2.00	EA	M		LIGHT TRACK COUPLING	0.0000	0.00	0.4700	0.94
630538	4.00	EA	M	8-32 x 7/16 STD	15/16 T-BAR TWST-ON TRAK LITE CLP SILVER	1.0078	4.03	0.0600	0.24
30708	2.00	EA	M	3/4	EMT STEEL COMP INS-THRT CONN RT	0.5940	1.19	0.4500	0.90
240063	40.00	FT	M	1 5/8" x 7/8"H	12G STRUT CHNL 1-1/8"SLOT PRE-GALV	1.8540	74.16	0.1850	7.40
240412	4.00	EA	M	P1065EG	STRUT FLAT PLATE 2 HOLE	2.7479	10.99	0.0360	0.14
	0.00				2 RUNS F1-32'				
TITLE	4.00	EA	M	8'	LIGHT TRACK - W/END FEED	0.0000	0.00	0.0000	0.00
120764	4.00	EA	M	8 FT	LIGHT TRACK SURFACE 1-CKT	0.0000	0.00	2.3400	9.36
120783	1.00	EA	M		LIGHT TRACK LIVE-END CONN	0.0000	0.00	1.5600	1.56
120786	6.00	EA	M		LIGHT TRACK COUPLING	0.0000	0.00	0.4700	2.82
120796	12.00	EA	M		LIGHT TRACK FIXTURE	0.0000	0.00	0.9400	11.28
630538	8.00	EA	M	8-32 x 7/16 STD	15/16 T-BAR TWST-ON TRAK LITE CLP SILVER	1.0078	8.06	0.0600	0.48
10054	25.00	FT	M	3/4	EMT	1.1766	29.42	0.0750	1.88
630075	3.00	EA	M	3/4	COND HAMMER-ON HGR 1/4-FLNG SNP-CLOSE HD	2.6623	7.99	0.0900	0.27
30562	3.00	EA	M	3/4	EMT STEEL-COMP COUPLING RT	0.3518	1.06	0.2100	0.63
70033	83.00	FT	M	12	THHN/THWN CU (STR)	0.1920	15.94	0.0090	0.75
70228	28.00	FT	M	12.	GREEN THHN CU (GRD 20A)	0.1920	5.38	0.0090	0.25
30708	2.00	EA	M	3/4	EMT STEEL COMP INS-THRT CONN RT	0.5940	1.19	0.4500	0.90
240063	70.00	FT	M	1 5/8" x 7/8"H	12G STRUT CHNL 1-1/8"SLOT PRE-GALV	1.8540	129.78	0.1850	12.95
240412	6.00	EA	M	P1065EG	STRUT FLAT PLATE 2 HOLE	2.7479	16.49	0.0360	0.22
	0.00				2 RUNS F1-36'				
TITLE	4.00	EA	M	8'	LIGHT TRACK - W/END FEED	0.0000	0.00	0.0000	0.00
120764	4.00	EA	M	8 FT	LIGHT TRACK SURFACE 1-CKT	0.0000	0.00	2.3400	9.36
120783	1.00	EA	M		LIGHT TRACK LIVE-END CONN	0.0000	0.00	1.5600	1.56
120786	6.00	EA	M		LIGHT TRACK COUPLING	0.0000	0.00	0.4700	2.82
120796	12.00	EA	M		LIGHT TRACK FIXTURE	0.0000	0.00	0.9400	11.28
630538	8.00	EA	M	8-32 x 7/16 STD	15/16 T-BAR TWST-ON TRAK LITE CLP SILVER	1.0078	8.06	0.0600	0.48

George J. Martin & Son

164 Columbia Turnpike
Rensselaer, NY

Phone: 518-477-7577
Web: www.martinelectric.com

Phase: FIXTURES

Item #	Qty	U/M	Q/M	Size	Description	Material Unit	Material Result	Labor Unit	Labor Result
10054	25.00	FT	M	3/4	EMT	1.1766	29.42	0.0750	1.88
630075	3.00	EA	M	3/4	COND HAMMER-ON HGR 1/4-FLNG SNP-CLOSE HD	2.6623	7.99	0.0900	0.27
30562	3.00	EA	M	3/4	EMT STEEL-COMP COUPLING RT	0.3518	1.06	0.2100	0.63
70033	83.00	FT	M	12	THHN/THWN CU (STR)	0.1920	15.94	0.0090	0.75
70228	28.00	FT	M	12.	GREEN THHN CU (GRD 20A)	0.1920	5.38	0.0090	0.25
TITLE	2.00	EA	M	4'	LIGHT TRACK - W/END FEED	0.0000	0.00	0.0000	0.00
120762	2.00	EA	M	4 FT	LIGHT TRACK SURFACE 1-CKT	0.0000	0.00	1.9500	3.90
120783	1.00	EA	M		LIGHT TRACK LIVE-END CONN	0.0000	0.00	1.5600	1.56
120786	2.00	EA	M		LIGHT TRACK COUPLING	0.0000	0.00	0.4700	0.94
630538	4.00	EA	M	8-32 x 7/16 STD	15/16 T-BAR TWST-ON TRAK LITE CLP SILVER	1.0078	4.03	0.0600	0.24
30708	2.00	EA	M	3/4	EMT STEEL COMP INS-THRT CONN RT	0.5940	1.19	0.4500	0.90
10	2.00	EA	M		TYPE F1 TRACK LIGHT REMOTE CONTROLLER	25.0000	50.00	4.0000	8.00
240063	80.00	FT	M	1 5/8" x 7/8"H	12G STRUT CHNL 1-1/8"SLOT PRE-GALV	1.8540	148.32	0.1850	14.80
240412	8.00	EA	M	P1065EG	STRUT FLAT PLATE 2 HOLE	2.7479	21.98	0.0360	0.29
11	1.00	EA	M		TRACK LTG COORDINATION & START-UP	0.0000	0.00	8.0000	8.00
0.00					NEW HOMERUN TYPE F1 LIGHTING BRANCH CKTS-1 CONDUIT 2-CKTS				
TITLE	150.00	EA	M		3/4 EMT SUSP BAR JOIST SINGLE RUN	0.0000	0.00	0.0000	0.00
10054	150.00	FT	M	3/4	EMT	1.1766	176.49	0.0750	11.25
20749	4.00	EA	M	3/4	EMT 90-ELBOW	4.2668	17.07	0.3300	1.32
20739	3.00	EA	M	3/4	EMT FIELD-BEND	0.0000	0.00	0.2880	0.86
30562	19.00	EA	M	3/4	EMT STEEL-COMP COUPLING RT	0.3518	6.68	0.2100	3.99
160022	31.00	EA	M	3/4	PLTD-MINI EMT-HGR W/BOLT	0.7597	23.55	0.1953	6.05
160179	33.00	EA	M	1/4-20	MALLEABLE BEAM CLAMP	1.7364	57.30	0.4500	14.85
161302	132.00	FT	M	1/4-20	PLTD THREADED ROD	0.3790	50.03	0.1650	21.78
160394	99.00	EA	M	1/4"	PLTD FLAT WASHER	0.0706	6.99	0.0018	0.18
160405	99.00	EA	M	1/4"	PLTD LOCK WASHER	0.0438	4.34	0.0018	0.18
160995	99.00	EA	M	1/4-20	PLTD HEX NUTS	0.0563	5.57	0.1050	10.40
160414	4.00	EA	M	1/4 x 1 1/4"	PLTD FENDER WASHER	0.1260	0.50	0.0018	0.01
30708	6.00	EA	M	3/4	EMT STEEL COMP INS-THRT CONN RT	0.5940	3.56	0.4500	2.70
40233	2.00	EA	M	3/4	PLASTIC BUSHING	0.1896	0.38	0.1700	0.34
70034	660.00	FT	M	10	THHN/THWN CU (STR)	0.3056	201.70	0.0105	6.93
100139	6.00	EA	M	#18 TO 8	WIRE-NUT MED -RED	0.1314	0.79	0.1000	0.60
70229	330.00	FT	M	10.	GREEN THHN CU (GRD 60A)	0.3056	100.85	0.0120	3.96
100139	2.00	EA	M	#18 TO 8	WIRE-NUT MED -RED	0.1314	0.26	0.1000	0.20

George J. Martin & Son

164 Columbia Turnpike
Rensselaer, NY

Phone: 518-477-7577
Web: www.martinelectric.com

Phase: FIXTURES

Item #	Qty	U/M	Q/M	Size	Description	Material Unit	Material Result	Labor Unit	Labor Result
150144	2.00	EA	M	2-1/8"D 42.0-CI	4-11/16" BOX /NO BRKT 1/2>3/4KO	3.5225	7.05	0.4000	0.80
150177	2.00	EA	M		4-11/16" BLANK COVER	1.0801	2.16	0.1000	0.20
630504	2.00	EA	M	THREAD ROD MOUNT	COMB BOX & 1/2 > 3/4" SNP-CLS COND HGR	6.7831	13.57	0.3750	0.75
100155	2.00	EA	M	#12 SOL	8" PIGTAIL W/GRD SCREW	0.5528	1.11	0.1000	0.20
	0.00				+ 1 F4-3'				
TITLE	1.00	EA	M	#12 MC	LINEAR LED RECESS MOUNTED 3'	0.0000	0.00	0.0000	0.00
120950	1.00	EA	M	36" LONG (3FT)	LED LINEAR/RECESS MOUNTED FIXTURE	0.0000	0.00	1.0125	1.01
100137	2.00	EA	M	#18 to 10	WIRE-NUT SML -YELLOW	0.1580	0.32	0.0900	0.18
161188	2.00	EA	M	#10 x 1"	TEK SCREW	0.1231	0.25	0.0360	0.07
70760	25.00	FT	M	16/2 - 12/2	MC LUMINARY CABLE SOL CU -STEEL JKT	1.3888	34.72	0.0406	1.02
630329	5.00	EA	M	14>10-3 (2-CBL)	AC/MC HMR-ON BOT-MTD 1/4-FLNG HGR PSH-IN	2.8860	14.43	0.1500	0.75
161263	2.00	EA	M	7"	TIE-WRAP	0.0889	0.18	0.0500	0.10
670074	1.00	EA	M	3/8 (38AST)	AC/MC SNAP 2-IT INSUL	1.7299	1.73	0.1100	0.11
670095	1.00	EA	M	3/8 (3838AST)	AC/MC DX SNAP 2-IT INSUL	4.1292	4.13	0.1100	0.11
	0.00				+ 2 F4-4'				
TITLE	2.00	EA	M	#12 MC	LINEAR LED RECESS MOUNTED 4'	0.0000	0.00	0.0000	0.00
120951	2.00	EA	M	48" LONG (4FT)	LED LINEAR/RECESS MOUNTED FIXTURE	0.0000	0.00	1.1700	2.34
100137	4.00	EA	M	#18 to 10	WIRE-NUT SML -YELLOW	0.1580	0.63	0.0900	0.36
161188	4.00	EA	M	#10 x 1"	TEK SCREW	0.1231	0.49	0.0360	0.14
160391	4.00	EA	M	#10	PLTD FLAT WASHER	0.0447	0.18	0.0018	0.01
70765	30.00	FT	M	16/2 - 12/2	MC LUMINARY CABLE SOL CU -ALUM JKT	1.3486	40.46	0.0406	1.22
630329	3.00	EA	M	14>10-3 (2-CBL)	AC/MC HMR-ON BOT-MTD 1/4-FLNG HGR PSH-IN	2.8860	8.66	0.1500	0.45
161263	4.00	EA	M	7"	TIE-WRAP	0.0889	0.36	0.0500	0.20
670074	1.00	EA	M	3/8 (38AST)	AC/MC SNAP 2-IT INSUL	1.7299	1.73	0.1100	0.11
670095	2.00	EA	M	3/8 (3838AST)	AC/MC DX SNAP 2-IT INSUL	4.1292	8.26	0.1100	0.22
	0.00				-3 F4-16', -1 F4-12', -8 F4-8', -2 F4-6' TURNED OVER AS SPARES TO ACAA (NO HOMERUN BRANCH CKT CREDIT AS STILL REQUIRED FOR LTG)-1 F4-8' USED IN TRAVELERS CONF RM				
TITLE	-3.00	EA	M	#12 MC	LINEAR LED RECESS MOUNTED 16'	0.0000	0.00	0.0000	0.00
120955	-6.00	EA	M	96" LONG (8FT)	LED LINEAR/RECESS MOUNTED FIXTURE	0.0000	0.00	1.8000	-10.80
100137	-9.00	EA	M	#18 to 10	WIRE-NUT SML -YELLOW	0.1580	-1.42	0.0900	-0.81
161188	-12.00	EA	M	#10 x 1"	TEK SCREW	0.1231	-1.48	0.0360	-0.43
160391	-12.00	EA	M	#10	PLTD FLAT WASHER	0.0447	-0.54	0.0018	-0.02
70765	-45.00	FT	M	16/2 - 12/2	MC LUMINARY CABLE SOL CU -ALUM JKT	1.3486	-60.69	0.0406	-1.83
630329	-4.00	EA	M	14>10-3 (2-CBL)	AC/MC HMR-ON BOT-MTD 1/4-FLNG HGR PSH-IN	2.8860	-11.54	0.1500	-0.60

George J. Martin & Son

164 Columbia Turnpike
Rensselaer, NY

Phone: 518-477-7577
Web: www.martinelectric.com

Phase: FIXTURES

Item #	Qty	U/M	Q/M	Size	Description	Material Unit	Material Result	Labor Unit	Labor Result
161263	-6.00	EA	M	7"	TIE-WRAP	0.0889	-0.53	0.0500	-0.30
670074	0.00	EA	M	3/8 (38AST)	AC/MC SNAP 2-IT INSUL	1.7299	0.00	0.1100	0.00
670095	-2.00	EA	M	3/8 (3838AST)	AC/MC DX SNAP 2-IT INSUL	4.1292	-8.26	0.1100	-0.22
TITLE	-1.00	EA	M	#12 MC	LINEAR LED RECESS MOUNTED 12'	0.0000	0.00	0.0000	0.00
120955	-1.00	EA	M	96" LONG (8FT)	LED LINEAR/RECESS MOUNTED FIXTURE	0.0000	0.00	1.8000	-1.80
120951	-1.00	EA	M	48" LONG (4FT)	LED LINEAR/RECESS MOUNTED FIXTURE	0.0000	0.00	1.1700	-1.17
120958	0.00	EA	M		LED LINEAR/RECESS CORNER SECTION	0.0000	0.00	1.1700	0.00
100137	-3.00	EA	M	#18 to 10	WIRE-NUT SML -YELLOW	0.1580	-0.47	0.0900	-0.27
161188	-3.00	EA	M	#10 x 1"	TEK SCREW	0.1231	-0.37	0.0360	-0.11
160391	-3.00	EA	M	#10	PLTD FLAT WASHER	0.0447	-0.13	0.0018	-0.01
70765	-15.00	FT	M	16/2 - 12/2	MC LUMINARY CABLE SOL CU -ALUM JKT	1.3486	-20.23	0.0406	-0.61
630329	-1.00	EA	M	14>10-3 (2-CBL)	AC/MC HMR-ON BOT-MTD 1/4-FLNG HGR PSH-IN	2.8860	-2.89	0.1500	-0.15
161263	-2.00	EA	M	7"	TIE-WRAP	0.0889	-0.18	0.0500	-0.10
670074	0.00	EA	M	3/8 (38AST)	AC/MC SNAP 2-IT INSUL	1.7299	0.00	0.1100	0.00
670095	0.00	EA	M	3/8 (3838AST)	AC/MC DX SNAP 2-IT INSUL	4.1292	0.00	0.1100	0.00
TITLE	-8.00	EA	M	#12 MC	LINEAR LED RECESS MOUNTED 8'	0.0000	0.00	0.0000	0.00
120955	-8.00	EA	M	96" LONG (8FT)	LED LINEAR/RECESS MOUNTED FIXTURE	0.0000	0.00	1.8000	-14.40
100137	-16.00	EA	M	#18 to 10	WIRE-NUT SML -YELLOW	0.1580	-2.53	0.0900	-1.44
161188	-16.00	EA	M	#10 x 1"	TEK SCREW	0.1231	-1.97	0.0360	-0.58
160391	-16.00	EA	M	#10	PLTD FLAT WASHER	0.0447	-0.72	0.0018	-0.03
70765	-120.00	FT	M	16/2 - 12/2	MC LUMINARY CABLE SOL CU -ALUM JKT	1.3486	-161.83	0.0406	-4.87
630329	-12.00	EA	M	14>10-3 (2-CBL)	AC/MC HMR-ON BOT-MTD 1/4-FLNG HGR PSH-IN	2.8860	-34.63	0.1500	-1.80
161263	-16.00	EA	M	7"	TIE-WRAP	0.0889	-1.42	0.0500	-0.80
670074	0.00	EA	M	3/8 (38AST)	AC/MC SNAP 2-IT INSUL	1.7299	0.00	0.1100	0.00
670095	-7.00	EA	M	3/8 (3838AST)	AC/MC DX SNAP 2-IT INSUL	4.1292	-28.90	0.1100	-0.77
TITLE	-2.00	EA	M	#12 MC	LINEAR LED RECESS MOUNTED 6'	0.0000	0.00	0.0000	0.00
120953	-2.00	EA	M	72" LONG (6FT)	LED LINEAR/RECESS MOUNTED FIXTURE	0.0000	0.00	1.4850	-2.97
100137	-4.00	EA	M	#18 to 10	WIRE-NUT SML -YELLOW	0.1580	-0.63	0.0900	-0.36
161188	-4.00	EA	M	#10 x 1"	TEK SCREW	0.1231	-0.49	0.0360	-0.14
160391	-4.00	EA	M	#10	PLTD FLAT WASHER	0.0447	-0.18	0.0018	-0.01
70765	-30.00	FT	M	16/2 - 12/2	MC LUMINARY CABLE SOL CU -ALUM JKT	1.3486	-40.46	0.0406	-1.22
630329	-3.00	EA	M	14>10-3 (2-CBL)	AC/MC HMR-ON BOT-MTD 1/4-FLNG HGR PSH-IN	2.8860	-8.66	0.1500	-0.45
161263	-4.00	EA	M	7"	TIE-WRAP	0.0889	-0.36	0.0500	-0.20
670074	0.00	EA	M	3/8 (38AST)	AC/MC SNAP 2-IT INSUL	1.7299	0.00	0.1100	0.00
670095	-1.00	EA	M	3/8 (3838AST)	AC/MC DX SNAP 2-IT INSUL	4.1292	-4.13	0.1100	-0.11

George J. Martin & Son

164 Columbia Turnpike
Rensselaer, NY

Phone: 518-477-7577
Web: www.martinelectric.com

Phase: FIXTURES

Item #	Qty	U/M	Q/M	Size	Description	Material Unit	Material Result	Labor Unit	Labor Result
	0.00				- 5 OCC SENSORS (+1 E-202 & -6 E-203)				
581366	-6.00	EA	M	MS-Z101-WH	ML 0-10V DIMMER/OCC PIR SENSOR SW-WHITE	0.0000	0.00	0.5300	-3.18
140866	-6.00	EA	M	1-DECORA	1G STAINLESS STEEL PLATE	1.0900	-6.54	0.1500	-0.90
150047	-6.00	EA	M	2-1/8"D	4"SQ CMB-KO CV- BRKT	2.5642	-15.39	0.4000	-2.40
100155	-6.00	EA	M	#12 SOL	8" PIGTAIL W/GRD SCREW	0.5528	-3.32	0.1000	-0.60
100137	-6.00	EA	M	#18 to 10	WIRE-NUT SML -YELLOW	0.1580	-0.95	0.0900	-0.54
70765	-60.00	FT	M	16/2 - 12/2	MC LUMINARY CABLE SOL CU -ALUM JKT	1.3486	-80.92	0.0406	-2.44
	0.00				E-201				
	0.00				-2 F18-8'-11"				
TITLE	-2.00	EA	M	#12 MC	LINEAR LED SURFACE MOUNTED 9'	0.0000	0.00	0.0000	0.00
120932	-2.00	EA	M	60" LONG (5FT)	LED LINEAR/SURFACE MOUNTED FIXTURE	0.0000	0.00	1.3275	-2.66
120931	-2.00	EA	M	48" LONG (4FT)	LED LINEAR/SURFACE MOUNTED FIXTURE	0.0000	0.00	1.1700	-2.34
120938	0.00	EA	M		LED LINEAR/SURFACE CORNER SECTION	0.0000	0.00	1.1700	0.00
100137	-6.00	EA	M	#18 to 10	WIRE-NUT SML -YELLOW	0.1580	-0.95	0.0900	-0.54
160367	-6.00	EA	M	1/4 x 4"	TOGGLE BOLT	0.7802	-4.68	0.1800	-1.08
160414	-6.00	EA	M	1/4 x 1 1/4"	PLTD FENDER WASHER	0.1260	-0.76	0.0018	-0.01
150266	-2.00	EA	M	1-1/2"D 15.8-CI	4" OCTAGON BOX COMB KO	1.8067	-3.61	0.4000	-0.80
630409	-2.00	EA	M	TSGB16	STUD BRACKET ADJ 11 TO 18" OC	6.0439	-12.09	0.1500	-0.30
161188	-6.00	EA	M	#10 x 1"	TEK SCREW	0.1231	-0.74	0.0360	-0.22
70765	-30.00	FT	M	16/2 - 12/2	MC LUMINARY CABLE SOL CU -ALUM JKT	1.3486	-40.46	0.0406	-1.22
630295	-3.00	EA	M	14-2>10-3 & 3/8	AC/FLEX HGR PUSH-IN MTL/WOOD/STUD	1.0453	-3.14	0.1500	-0.45
670074	0.00	EA	M	3/8 (38AST)	AC/MC SNAP 2-IT INSUL	1.7299	0.00	0.1100	0.00
670090	-1.00	EA	M	3/8 (383810AST)	AC/MC DX SNAP 2-IT SCR-CLP INS	4.1292	-4.13	0.1100	-0.11
	0.00				-1 F18-11'				
TITLE	-1.00	EA	M	#12 MC	LINEAR LED SURFACE MOUNTED 11'	0.0000	0.00	0.0000	0.00
120934	-1.00	EA	M	84" LONG (7FT)	LED LINEAR/SURFACE MOUNTED FIXTURE	0.0000	0.00	1.6425	-1.64
120931	-1.00	EA	M	48" LONG (4FT)	LED LINEAR/SURFACE MOUNTED FIXTURE	0.0000	0.00	1.1700	-1.17
120938	-1.00	EA	M		LED LINEAR/SURFACE CORNER SECTION	0.0000	0.00	1.1700	-1.17
100137	-3.00	EA	M	#18 to 10	WIRE-NUT SML -YELLOW	0.1580	-0.47	0.0900	-0.27
160367	-3.00	EA	M	1/4 x 4"	TOGGLE BOLT	0.7802	-2.34	0.1800	-0.54
160414	-3.00	EA	M	1/4 x 1 1/4"	PLTD FENDER WASHER	0.1260	-0.38	0.0018	-0.01
150266	-1.00	EA	M	1-1/2"D 15.8-CI	4" OCTAGON BOX COMB KO	1.8067	-1.81	0.4000	-0.40
630409	-1.00	EA	M	TSGB16	STUD BRACKET ADJ 11 TO 18" OC	6.0439	-6.04	0.1500	-0.15
161188	-3.00	EA	M	#10 x 1"	TEK SCREW	0.1231	-0.37	0.0360	-0.11
70765	-15.00	FT	M	16/2 - 12/2	MC LUMINARY CABLE SOL CU -ALUM JKT	1.3486	-20.23	0.0406	-0.61

George J. Martin & Son

164 Columbia Turnpike
Rensselaer, NY

Phone: 518-477-7577
Web: www.martinelectric.com

Phase: FIXTURES

Item #	Qty	U/M	Q/M	Size	Description	Material Unit	Material Result	Labor Unit	Labor Result
630295	-1.00	EA	M	14-2>10-3 & 3/8	AC/FLEX HGR PUSH-IN MTL/WOOD/STUD	1.0453	-1.05	0.1500	-0.15
670074	0.00	EA	M	3/8 (38AST)	AC/MC SNAP 2-IT INSUL	1.7299	0.00	0.1100	0.00
670090	0.00	EA	M	3/8 (383810AST)	AC/MC DX SNAP 2-IT SCR-CLP INS	4.1292	0.00	0.1100	0.00
	0.00				-1 F18-15'-8"				
TITLE	-1.00	EA	M	#12 MC	LINEAR LED SURFACE MOUNTED 16'	0.0000	0.00	0.0000	0.00
120935	-2.00	EA	M	96" LONG (8FT)	LED LINEAR/SURFACE MOUNTED FIXTURE	0.0000	0.00	1.8000	-3.60
120938	0.00	EA	M		LED LINEAR/SURFACE CORNER SECTION	0.0000	0.00	1.1700	0.00
100137	-3.00	EA	M	#18 to 10	WIRE-NUT SML -YELLOW	0.1580	-0.47	0.0900	-0.27
160367	-4.00	EA	M	1/4 x 4"	TOGGLE BOLT	0.7802	-3.12	0.1800	-0.72
160414	-4.00	EA	M	1/4 x 1 1/4"	PLTD FENDER WASHER	0.1260	-0.50	0.0018	-0.01
150266	-1.00	EA	M	1-1/2"D 15.8-CI	4" OCTAGON BOX COMB KO	1.8067	-1.81	0.4000	-0.40
630409	-1.00	EA	M	TSGB16	STUD BRACKET ADJ 11 TO 18" OC	6.0439	-6.04	0.1500	-0.15
161188	-3.00	EA	M	#10 x 1"	TEK SCREW	0.1231	-0.37	0.0360	-0.11
70765	-15.00	FT	M	16/2 - 12/2	MC LUMINARY CABLE SOL CU -ALUM JKT	1.3486	-20.23	0.0406	-0.61
630295	-1.00	EA	M	14-2>10-3 & 3/8	AC/FLEX HGR PUSH-IN MTL/WOOD/STUD	1.0453	-1.05	0.1500	-0.15
670074	0.00	EA	M	3/8 (38AST)	AC/MC SNAP 2-IT INSUL	1.7299	0.00	0.1100	0.00
670090	0.00	EA	M	3/8 (383810AST)	AC/MC DX SNAP 2-IT SCR-CLP INS	4.1292	0.00	0.1100	0.00
	0.00				-1 F18-25' (2 RUNS X 12'-3")				
TITLE	-1.00	EA	M	#12 MC	LINEAR LED SURFACE MOUNTED 25'	0.0000	0.00	0.0000	0.00
120935	-2.00	EA	M	96" LONG (8FT)	LED LINEAR/SURFACE MOUNTED FIXTURE	0.0000	0.00	1.8000	-3.60
120932	-1.00	EA	M	60" LONG (5FT)	LED LINEAR/SURFACE MOUNTED FIXTURE	0.0000	0.00	1.3275	-1.33
120931	-1.00	EA	M	48" LONG (4FT)	LED LINEAR/SURFACE MOUNTED FIXTURE	0.0000	0.00	1.1700	-1.17
120938	0.00	EA	M		LED LINEAR/SURFACE CORNER SECTION	0.0000	0.00	1.1700	0.00
100137	-3.00	EA	M	#18 to 10	WIRE-NUT SML -YELLOW	0.1580	-0.47	0.0900	-0.27
160367	-8.00	EA	M	1/4 x 4"	TOGGLE BOLT	0.7802	-6.24	0.1800	-1.44
160414	-8.00	EA	M	1/4 x 1 1/4"	PLTD FENDER WASHER	0.1260	-1.01	0.0018	-0.01
150266	-1.00	EA	M	1-1/2"D 15.8-CI	4" OCTAGON BOX COMB KO	1.8067	-1.81	0.4000	-0.40
630409	-1.00	EA	M	TSGB16	STUD BRACKET ADJ 11 TO 18" OC	6.0439	-6.04	0.1500	-0.15
161188	-3.00	EA	M	#10 x 1"	TEK SCREW	0.1231	-0.37	0.0360	-0.11
70765	-15.00	FT	M	16/2 - 12/2	MC LUMINARY CABLE SOL CU -ALUM JKT	1.3486	-20.23	0.0406	-0.61
630295	-1.00	EA	M	14-2>10-3 & 3/8	AC/FLEX HGR PUSH-IN MTL/WOOD/STUD	1.0453	-1.05	0.1500	-0.15
670074	0.00	EA	M	3/8 (38AST)	AC/MC SNAP 2-IT INSUL	1.7299	0.00	0.1100	0.00
670090	0.00	EA	M	3/8 (383810AST)	AC/MC DX SNAP 2-IT SCR-CLP INS	4.1292	0.00	0.1100	0.00
	0.00				-1 F18-32'				
TITLE	-1.00	EA	M	#12 MC	LINEAR LED SURFACE MOUNTED 32'	0.0000	0.00	0.0000	0.00

George J. Martin & Son

164 Columbia Turnpike
Rensselaer, NY

Phone: 518-477-7577
Web: www.martinelectric.com

Phase: FIXTURES

Item #	Qty	U/M	Q/M	Size	Description	Material Unit	Material Result	Labor Unit	Labor Result
120935	-4.00	EA	M	96" LONG (8FT)	LED LINEAR/SURFACE MOUNTED FIXTURE	0.0000	0.00	1.8000	-7.20
100137	-3.00	EA	M	#18 to 10	WIRE-NUT SML -YELLOW	0.1580	-0.47	0.0900	-0.27
160367	-8.00	EA	M	1/4 x 4"	TOGGLE BOLT	0.7802	-6.24	0.1800	-1.44
160414	-8.00	EA	M	1/4 x 1 1/4"	PLTD FENDER WASHER	0.1260	-1.01	0.0018	-0.01
150266	-1.00	EA	M	1-1/2"D 15.8-CI	4" OCTAGON BOX COMB KO	1.8067	-1.81	0.4000	-0.40
630409	-1.00	EA	M	TSGB16	STUD BRACKET ADJ 11 TO 18" OC	6.0439	-6.04	0.1500	-0.15
161188	-3.00	EA	M	#10 x 1"	TEK SCREW	0.1231	-0.37	0.0360	-0.11
70765	-15.00	FT	M	16/2 - 12/2	MC LUMINARY CABLE SOL CU -ALUM JKT	1.3486	-20.23	0.0406	-0.61
630295	-1.00	EA	M	14-2>10-3 & 3/8	AC/FLEX HGR PUSH-IN MTL/WOOD/STUD	1.0453	-1.05	0.1500	-0.15
670074	0.00	EA	M	3/8 (38AST)	AC/MC SNAP 2-IT INSUL	1.7299	0.00	0.1100	0.00
670090	0.00	EA	M	3/8 (383810AST)	AC/MC DX SNAP 2-IT SCR-CLP INS	4.1292	0.00	0.1100	0.00
Phase Totals:						1,440.28		179.98	

Phase: DEVICES

Item #	Qty	U/M	Q/M	Size	Description	Material Unit	Material Result	Labor Unit	Labor Result
	0.00				E-103 ADDED TSA LANE 7 FLOOR BOXES (+6)				
151588	4.00	EA	M	2G DEEP	STEEL RECTANGLE CONCRETE FLOOR BOX	775.0000	3,100.00	2.1000	8.40
151584	2.00	EA	M	1G DEEP	STEEL RECTANGLE CONCRETE FLOOR BOX	449.2800	898.56	1.2500	2.50
	500.00	EA	M		3/4 PVC-40 SLAB ON GRADE SINGLE RUN	0.0000	0.00	0.0000	0.00
10164	500.00	FT	M	3/4	PVC SCH 40	0.4700	235.00	0.0675	33.75
20216	10.00	EA	M	3/4	PVC SCH 40 90-DEG-ELBOW	0.9808	9.81	0.3300	3.30
31404	11.00	EA	M	3/4	PVC COUPLING	0.1750	1.93	0.2400	2.64
31364	2.00	EA	M	3/4	PVC MALE ADAPTER	0.3660	0.73	0.2400	0.48
40256	2.00	EA	M	3/4	LOCKNUT	0.1645	0.33	0.1700	0.34
40233	2.00	EA	M	3/4	PLASTIC BUSHING	0.1896	0.38	0.1700	0.34
40043	1.21	OZ	M	OUNCE	PVC (GLUE) CEMENT	0.5274	0.64	0.0180	0.02
70029	1,100.00	FT	M	12	THHN/THWN CU (SOL)	0.1924	211.67	0.0090	9.90
70224	550.00	FT	M	12	GREEN THHN CU SOL (GRD 20A)	0.1924	105.84	0.0090	4.95
390388	70.00	FT	M		STEEL TIE WIRE	0.0000	0.00	0.0900	6.30
	10.00	EA	M	3/4	GRC 90D STUB-UP TO EMT	0.0000	0.00	0.0000	0.00
20022	10.00	EA	M	3/4	GRC 90-DEG ELBOW	4.2668	42.67	0.6000	6.00
31352	10.00	EA	M	3/4	PVC FEMALE ADAPTER	0.4218	4.22	0.2400	2.40
40043	1.10	OZ	M	OUNCE	PVC (GLUE) CEMENT	0.5274	0.58	0.0180	0.02
10054	50.00	FT	M	3/4	EMT	1.1766	58.83	0.0750	3.75

George J. Martin & Son

164 Columbia Turnpike
Rensselaer, NY

Phone: 518-477-7577
Web: www.martinelectric.com

Phase: DEVICES

Item #	Qty	U/M	Q/M	Size	Description	Material Unit	Material Result	Labor Unit	Labor Result
30001	10.00	EA	M	3/4	GRC/IMC COUPLING	2.1424	21.42	0.2600	2.60
30678	20.00	EA	M	3/4	EMT STEEL COMP CONNECTOR	0.3518	7.04	0.2000	4.00
40128	10.00	EA	M	3/4	GRND BUSHING INSULATED	3.0497	30.50	0.4100	4.10
TITLE	625.00	EA	M		3/4 EMT ON TRAPEZE MULTI RUN	0.0000	0.00	0.0000	0.00
10054	625.00	FT	M	3/4	EMT	1.1766	735.38	0.0750	46.88
20749	10.00	EA	M	3/4	EMT 90-ELBOW	4.2668	42.67	0.3300	3.30
20739	10.00	EA	M	3/4	EMT FIELD-BEND	0.0000	0.00	0.2880	2.88
30552	70.00	EA	M	3/4	EMT STEEL-COMP COUPLING	0.4249	29.74	0.2100	14.70
630167	145.00	EA	M	3/4	CABLE/CONDUIT 1-PIECE STRUT CLAMP	0.7500	108.75	0.0450	6.53
30678	20.00	EA	M	3/4	EMT STEEL COMP CONNECTOR	0.3518	7.04	0.2000	4.00
40233	20.00	EA	M	3/4	PLASTIC BUSHING	0.1896	3.79	0.1700	3.40
70029	1,375.00	FT	M	12	THHN/THWN CU (SOL)	0.1924	264.59	0.0090	12.38
100139	30.00	EA	M	#18 TO 8	WIRE-NUT MED -RED	0.1314	3.94	0.1000	3.00
70224	688.00	FT	M	12	GREEN THHN CU SOL (GRD 20A)	0.1924	132.39	0.0090	6.19
100139	10.00	EA	M	#18 TO 8	WIRE-NUT MED -RED	0.1314	1.31	0.1000	1.00
150096	10.00	EA	M		4"SQ BLANK COVER	0.9574	9.57	0.1000	1.00
630505	10.00	EA	M	THREAD ROD MOUNT	COMB BOX & 1/2 > 3/4" SNP-CLS CONDHGR-CO	3.9745	39.75	0.3750	3.75
240302	10.00	EA	M	1/4-20	STRUT CHNL TWIRL-NUT-ZN	1.5322	15.32	0.1000	1.00
160786	10.00	EA	M	1/4-20 x 1"	PLTD MACHINE SCREWS	0.1612	1.61	0.1050	1.05
160394	10.00	EA	M	1/4"	PLTD FLAT WASHER	0.0706	0.71	0.0018	0.02
100155	10.00	EA	M	#12 SOL	8" PIGTAIL W/GRD SCREW	0.5528	5.53	0.1000	1.00
140016	6.00	EA	M	20A	DX RECEPT COMMERCIAL GRADE	7.9500	47.70	0.4500	2.70
140053	2.00	EA	M	20A 2P3W	SGL RECPT 125V N5-20R COMM-GRADE	13.5100	27.02	0.4500	0.90
140158	1.00	EA	M	20A3W 250V	TWIST-LOCK RECEPT L6-20R	21.1100	21.11	0.4500	0.45
0.00					E-103 ADDED 4-ROLLDOWN OH GATE CKTRY				
TITLE	250.00	EA	M		3/4 EMT SUSP STEEL BEAM SINGLE RUN	0.0000	0.00	0.0000	0.00
10054	250.00	FT	M	3/4	EMT	1.1766	294.15	0.0750	18.75
20749	3.00	EA	M	3/4	EMT 90-ELBOW	4.2668	12.80	0.3300	0.99
20739	2.00	EA	M	3/4	EMT FIELD-BEND	0.0000	0.00	0.2880	0.58
30562	28.00	EA	M	3/4	EMT STEEL-COMP COUPLING RT	0.3518	9.85	0.2100	5.88
160022	51.00	EA	M	3/4	PLTD-MINI EMT-HGR W/BOLT	0.7597	38.74	0.1953	9.96
160179	56.00	EA	M	1/4-20	MALLEABLE BEAM CLAMP	1.7364	97.24	0.4500	25.20
161302	280.00	FT	M	1/4-20	PLTD THREADED ROD	0.3790	106.12	0.1650	46.20
160394	168.00	EA	M	1/4"	PLTD FLAT WASHER	0.0706	11.86	0.0018	0.30
160405	168.00	EA	M	1/4"	PLTD LOCK WASHER	0.0438	7.36	0.0018	0.30

George J. Martin & Son

164 Columbia Turnpike
Rensselaer, NY

Phone: 518-477-7577
Web: www.martinelectric.com

Phase: DEVICES

Item #	Qty	U/M	Q/M	Size	Description	Material Unit	Material Result	Labor Unit	Labor Result
160995	168.00	EA	M	1/4-20	PLTD HEX NUTS	0.0563	9.46	0.1050	17.64
160414	10.00	EA	M	1/4 x 1 1/4"	PLTD FENDER WASHER	0.1260	1.26	0.0018	0.02
30708	2.00	EA	M	3/4	EMT STEEL COMP INS-THRT CONN RT	0.5940	1.19	0.4500	0.90
40233	2.00	EA	M	3/4	PLASTIC BUSHING	0.1896	0.38	0.1700	0.34
70034	826.00	FT	M	10	THHN/THWN CU (STR)	0.3056	252.43	0.0105	8.67
100139	15.00	EA	M	#18 TO 8	WIRE-NUT MED -RED	0.1314	1.97	0.1000	1.50
70229	275.00	FT	M	10.	GREEN THHN CU (GRD 60A)	0.3056	84.04	0.0120	3.30
100139	5.00	EA	M	#18 TO 8	WIRE-NUT MED -RED	0.1314	0.66	0.1000	0.50
150041	5.00	EA	M	2-1/8"D	4"SQ CMB-KO NO BRKT	2.2475	11.24	0.4000	2.00
150096	5.00	EA	M		4"SQ BLANK COVER	0.9574	4.79	0.1000	0.50
630504	5.00	EA	M	THREAD ROD MOUNT	COMB BOX & 1/2 > 3/4" SNP-CLS COND HGR	6.7831	33.92	0.3750	1.88
100155	5.00	EA	M	#12 SOL	8" PIGTAIL W/GRD SCREW	0.5528	2.76	0.1000	0.50
Phase Totals:							7,210.27		357.81

Phase: DEVICES

SubPhase: LEVEL 3

Item #	Qty	U/M	Q/M	Size	Description	Material Unit	Material Result	Labor Unit	Labor Result
	0.00				DWG E-105				
	0.00				-11 DUPLEX OUTLETS				
TITLE	-11.00	EA	M	#12 3/4" EMT	20A 1G DX COML	0.0000	0.00	0.0000	0.00
140016	-11.00	EA	M	20A	DX RECEPT COMMERCIAL GRADE	2.5200	-27.72	0.4500	-4.95
140861	-11.00	EA	M	1-DUPLEX	1G STAINLESS STEEL PLATE	1.8055	-19.86	0.1500	-1.65
150047	-11.00	EA	M	2-1/8"D	4"SQ CMB-KO CV- BRKT	2.5642	-28.21	0.4000	-4.40
150066	-11.00	EA	M	5/8"RISE 4.8-CI	1G 4"SQ PLASTER-RING	0.5980	-6.58	0.1000	-1.10
161188	-66.00	EA	M	#10 x 1"	TEK SCREW	0.1231	-8.12	0.0360	-2.38
100155	-11.00	EA	M	#12 SOL	8" PIGTAIL W/GRD SCREW	0.5528	-6.08	0.1000	-1.10
100139	-13.00	EA	M	#18 TO 8	WIRE-NUT MED -RED	0.1314	-1.71	0.1000	-1.30
10054	-110.00	FT	M	3/4	EMT	1.1766	-129.43	0.0750	-8.25
20749	0.00	EA	M	3/4	EMT 90-ELBOW	4.2668	0.00	0.3300	0.00
20739	-22.00	EA	M	3/4	EMT FIELD-BEND	0.0000	0.00	0.2880	-6.34
30552	0.00	EA	M	3/4	EMT STEEL-COMP COUPLING	0.4249	0.00	0.2100	0.00
30678	-22.00	EA	M	3/4	EMT STEEL COMP CONNECTOR	0.3518	-7.74	0.2000	-4.40
70029	-242.00	FT	M	12	THHN/THWN CU (SOL)	0.1924	-46.57	0.0090	-2.18
70224	-121.00	FT	M	12	GREEN THHN CU SOL (GRD 20A)	0.1924	-23.28	0.0090	-1.09

George J. Martin & Son

164 Columbia Turnpike
Rensselaer, NY

Phone: 518-477-7577
Web: www.martinelectric.com

Phase: DEVICES
SubPhase: LEVEL 3

Item #	Qty	U/M	Q/M	Size	Description	Material Unit	Material Result	Labor Unit	Labor Result
160001	-11.00	EA	M	3/4	CONDUIT HGR SNAP-CLS B-JOIST	3.9554	-43.51	0.0900	-0.99
630067	-22.00	EA	M	3/4	COND PUSH-IN HGR TO SCREW-ON STUD-WALL	0.8126	-17.88	0.3750	-8.25
	0.00				-6 QUAD OUTLETS				
TITLE	-6.00	EA	M	#12 3/4" EMT	20A 2G DX COML	0.0000	0.00	0.0000	0.00
140016	-12.00	EA	M	20A	DX RECEIPT COMMERCIAL GRADE	2.5200	-30.24	0.4500	-5.40
140862	-6.00	EA	M	2-DUPLEX	2G STAINLESS STEEL PLATE	2.3700	-14.22	0.1800	-1.08
150047	-6.00	EA	M	2-1/8"D	4"SQ CMB-KO CV- BRKT	2.5642	-15.39	0.4000	-2.40
150075	-6.00	EA	M	5/8"RISE 7.5-CI	2G 4"SQ PLASTER-RING	1.1908	-7.14	0.1000	-0.60
161188	-36.00	EA	M	#10 x 1"	TEK SCREW	0.1231	-4.43	0.0360	-1.30
100155	-6.00	EA	M	#12 SOL	8" PIGTAIL W/GRD SCREW	0.5528	-3.32	0.1000	-0.60
100139	-7.00	EA	M	#18 TO 8	WIRE-NUT MED -RED	0.1314	-0.92	0.1000	-0.70
10054	-60.00	FT	M	3/4	EMT	1.1766	-70.60	0.0750	-4.50
20749	0.00	EA	M	3/4	EMT 90-ELBOW	4.2668	0.00	0.3300	0.00
20739	-12.00	EA	M	3/4	EMT FIELD-BEND	0.0000	0.00	0.2880	-3.46
30552	0.00	EA	M	3/4	EMT STEEL-COMP COUPLING	0.4249	0.00	0.2100	0.00
30678	-12.00	EA	M	3/4	EMT STEEL COMP CONNECTOR	0.3518	-4.22	0.2000	-2.40
70029	-132.00	FT	M	12	THHN/THWN CU (SOL)	0.1924	-25.40	0.0090	-1.19
70224	-66.00	FT	M	12	GREEN THHN CU SOL (GRD 20A)	0.1924	-12.70	0.0090	-0.59
160001	-7.00	EA	M	3/4	CONDUIT HGR SNAP-CLS B-JOIST	3.9554	-27.69	0.0900	-0.63
630067	-12.00	EA	M	3/4	COND PUSH-IN HGR TO SCREW-ON STUD-WALL	0.8126	-9.75	0.3750	-4.50
	0.00				+2 POKE-THRU ASSEMBLIES				
TITLE	2.00	EA	M	#12 MC CABLE	POKE-THRU DX 20A COML & LV	0.0000	0.00	0.0000	0.00
151214	2.00	EA	M	3"	POKE THRU CORE HOLE W/LAY-OUT	0.0000	0.00	2.5000	5.00
100139	1.00	EA	M	#18 TO 8	WIRE-NUT MED -RED	0.1314	0.13	0.1000	0.10
100137	6.00	EA	M	#18 to 10	WIRE-NUT SML -YELLOW	0.1580	0.95	0.0900	0.54
70510	56.00	FT	M	12/3	MC CABLE - ALUM JKT W/G	1.1678	65.40	0.0438	2.45
670074	4.00	EA	M	3/8 (38AST)	AC/MC SNAP 2-IT INSUL	1.7299	6.92	0.1100	0.44
160000	10.00	EA	M	1/2	CONDUIT HGR SNAP-CLS B-JOIST	1.1882	11.88	0.0750	0.75
10056	100.00	FT	M	1 1/4	EMT	2.3429	234.29	0.0930	9.30
20751	2.00	EA	M	1 1/4	EMT 90-ELBOW	8.8049	17.61	0.4800	0.96
20741	2.00	EA	M	1 1/4	EMT FIELD-BEND	0.0000	0.00	0.9600	1.92
30554	7.00	EA	M	1 1/4	EMT STEEL-COMP COUPLING	1.6365	11.46	0.3000	2.10
630169	10.00	EA	M	1 1/4	CABLE/CONDUIT 1-PIECE STRUT CLAMP	1.5500	15.50	0.0600	0.60
30680	4.00	EA	M	1 1/4	EMT STEEL COMP CONNECTOR	1.5863	6.35	0.6000	2.40

George J. Martin & Son

164 Columbia Turnpike
Rensselaer, NY

Phone: 518-477-7577
Web: www.martinelectric.com

Phase: DEVICES
SubPhase: LEVEL 3

Item #	Qty	U/M	Q/M	Size	Description	Material Unit	Material Result	Labor Unit	Labor Result
40235	4.00	EA	M	1 1/4	PLASTIC BUSHING	0.3510	1.40	0.2500	1.00
151368	2.00	EA	M	RC4ATCBS	POKE THRU/FLUSH ALUM FIRE RATED 1-PIECE	510.8200	1,021.64	2.2500	4.50
Phase Totals:							800.82		-45.65

Phase: HVAC & MOTORS

Item #	Qty	U/M	Q/M	Size	Description	Material Unit	Material Result	Labor Unit	Labor Result
DWG E-107 ADDED HP-4									
TITLE	0.00	EA	M		3/4 EMT ON TRAPEZE SINGLE RUN	0.0000	0.00	0.0000	0.00
10054	275.00	FT	M	3/4	EMT	1.1766	323.57	0.0750	20.63
20749	0.00	EA	M	3/4	EMT 90-ELBOW	4.2668	0.00	0.3300	0.00
20739	5.00	EA	M	3/4	EMT FIELD-BEND	0.0000	0.00	0.2880	1.44
30552	26.00	EA	M	3/4	EMT STEEL-COMP COUPLING	0.4249	11.05	0.2100	5.46
630167	57.00	EA	M	3/4	CABLE/CONDUIT 1-PIECE STRUT CLAMP	0.7500	42.75	0.0450	2.57
30678	4.00	EA	M	3/4	EMT STEEL COMP CONNECTOR	0.3518	1.41	0.2000	0.80
40233	4.00	EA	M	3/4	PLASTIC BUSHING	0.1896	0.76	0.1700	0.68
70034	908.00	FT	M	10	THHN/THWN CU (STR)	0.3056	277.49	0.0105	9.53
100139	12.00	EA	M	#18 TO 8	WIRE-NUT MED -RED	0.1314	1.58	0.1000	1.20
70229	303.00	FT	M	10.	GREEN THHN CU (GRD 60A)	0.3056	92.60	0.0120	3.64
100139	4.00	EA	M	#18 TO 8	WIRE-NUT MED -RED	0.1314	0.53	0.1000	0.40
150041	4.00	EA	M	2-1/8"D	4"SQ CMB-KO NO BRKT	2.2475	8.99	0.4000	1.60
150096	4.00	EA	M		4"SQ BLANK COVER	0.9574	3.83	0.1000	0.40
630504	4.00	EA	M	THREAD ROD MOUNT	COMB BOX & 1/2 > 3/4" SNP-CLS COND HGR	3.0000	12.00	0.3750	1.50
240302	4.00	EA	M	1/4-20	STRUT CHNL TWIRL-NUT-ZN	1.5322	6.13	0.1000	0.40
160786	4.00	EA	M	1/4-20 x 1"	PLTD MACHINE SCREWS	0.1612	0.64	0.1050	0.42
160394	4.00	EA	M	1/4"	PLTD FLAT WASHER	0.0706	0.28	0.0018	0.01
100155	4.00	EA	M	#12 SOL	8" PIGTAIL W/GRD SCREW	0.5528	2.21	0.1000	0.40
TITLE	1.00	EA	M	GALV	PNL MTG KIT STRUT	0.0000	0.00	0.0000	0.00
240063	16.00	FT	M	1 5/8" x 7/8"H	12G STRUT CHNL 1-1/8"SLOT PRE-GALV	1.8540	29.66	0.1850	2.96
160246	8.00	EA	M	1/4 x 2 1/4"	PLTD WEDGE ANCHOR	0.5835	4.67	0.2400	1.92
160394	8.00	EA	M	1/4"	PLTD FLAT WASHER	0.0706	0.56	0.0018	0.01
161238	8.00	EA	M	1/4 x 1 1/2 - 3"	HAMMER DRILLED HOLE	0.0000	0.00	0.1850	1.48
240239	4.00	EA	M	1/4-20EG	STRUT SPRING NUT (1 5/8H)	1.9224	7.69	0.0900	0.36
240284	4.00	EA	M	1/4-20 x3/4	STRUT SCREWS	0.1137	0.45	0.0180	0.07

George J. Martin & Son

164 Columbia Turnpike
Rensselaer, NY

Phone: 518-477-7577
Web: www.martinelectric.com

Phase: HVAC & MOTORS

Item #	Qty	U/M	Q/M	Size	Description	Material Unit	Material Result	Labor Unit	Labor Result
160413	4.00	EA	M	1/4 x 1"	PLTD FENDER WASHER	0.1048	0.42	0.0018	0.01
220542	1.00	EA	M	30/3	NON-FUSIBLE SAFETY SWITCH-NEMA 1	475.0000	475.00	3.0000	3.00
TITLE	1.00	EA	M	3/4	FLEXIBLE ALUM CONDUIT	0.0000	0.00	0.0000	0.00
50020	3.00	FT	M	3/4	FLEXIBLE ALUM CONDUIT	0.9874	2.96	0.0675	0.20
50031	1.00	EA	M	3/4	FLEX COND ANGLE CONN	4.1704	4.17	0.2520	0.25
50042	1.00	EA	M	3/4	FLEX COND STRAIGHT CONN	2.7918	2.79	0.2100	0.21
40128	2.00	EA	M	3/4	GRND BUSHING INSULATED	3.0497	6.10	0.4100	0.82
180257	1.00	EA	M	30/3	BOLT-ON BREAKER	225.0000	225.00	1.1700	1.17
Phase Totals:							1,545.29		63.54

Phase: FIRE ALARM

Item #	Qty	U/M	Q/M	Size	Description	Material Unit	Material Result	Labor Unit	Labor Result
	0.00				SMOKE				
TITLE	-1.00	EA	M	3/4 EMT	FA ADDRSSL SMOKE DTCTR	0.0000	0.00	0.0000	0.00
3070068	-1.00	EA	M		FIRE ALARM ADDRESSABLE SMOKE DETECTOR	0.0000	0.00	0.3100	-0.31
3070066	-1.00	EA	M		FIRE ALARM ADDRESSABLE BASE	0.0000	0.00	1.0200	-1.02
150006	-1.00	EA	M	1-1/2"D	4"SQ CMB-KO NO BRKT	1.4197	-1.42	0.4000	-0.40
150096	-1.00	EA	M		4"SQ BLANK COVER	0.9574	-0.96	0.1000	-0.10
630416	-1.00	EA	M	1/8 >1/4" FLANGE	COMB BOX & 1/2 > 3/4" SNP CLS COND HGR	2.4300	-2.43	0.1300	-0.13
150006	-1.00	EA	M	1-1/2"D	4"SQ CMB-KO NO BRKT	1.4197	-1.42	0.4000	-0.40
150083	-1.00	EA	M	5/8"RISE 3.8-CI	4"SQ BOX TO ROUND PLASTER RING	0.9643	-0.96	0.1000	-0.10
630513	-1.00	EA	M	512	24" SPAN T-BAR BOX HANGER LD	6.5000	-6.50	0.3750	-0.38
100137	-6.00	EA	M	#18 to 10	WIRE-NUT SML -YELLOW	0.1580	-0.95	0.0900	-0.54
10074	-10.00	FT	M	3/4	EMT -RED FIRE ALARM	1.2524	-12.52	0.0825	-0.83
30678	-2.00	EA	M	3/4	EMT STEEL COMP CONNECTOR	0.3518	-0.70	0.2000	-0.40
30552	-1.00	EA	M	3/4	EMT STEEL-COMP COUPLING	0.4249	-0.42	0.2100	-0.21
3070525	-11.00	FT	M	#18 2/C Red	FA CABLE NON-PLENUM SHLD ADDRESSBL (FPL)	0.2159	-2.37	0.0180	-0.20
630111	-1.00	EA	M	3/4	COND HAMMER-ON HGR 1/4-FLANGE PUSH-IN HD	3.0150	-3.02	0.0900	-0.09
50001	-6.00	FT	M	1/2	FLEXIBLE STEEL CONDUIT	0.9154	-5.49	0.0600	-0.36
50030	-1.00	EA	M	1/2	FLEX COND ANGLE CONN	3.2443	-3.24	0.2160	-0.22
50041	-1.00	EA	M	1/2	FLEX COND STRAIGHT CONN	1.4250	-1.43	0.1800	-0.18
161263	-2.00	EA	M	7"	TIE-WRAP	0.0889	-0.18	0.0500	-0.10
3070129	-1.00	EA	M		FIRE ALARM SMOKE-DET PLASTIC COVER	0.0000	0.00	0.1600	-0.16
	0.00				SPK/STROBE				

George J. Martin & Son

164 Columbia Turnpike
Rensselaer, NY

Phone: 518-477-7577
Web: www.martinelectric.com

Phase: FIRE ALARM

Item #	Qty	U/M	Q/M	Size	Description	Material Unit	Material Result	Labor Unit	Labor Result
TITLE	-5.00	EA	M	3/4 EMT	FIRE ALARM STROBE/SPKR	0.0000	0.00	0.0000	0.00
3070094	-5.00	EA	M		FIRE ALARM STROBE/SPEAKER	0.0000	0.00	1.2500	-6.25
150006	-2.00	EA	M	1-1/2"D	4"SQ CMB-KO NO BRKT	1.4197	-2.84	0.4000	-0.80
150096	-2.00	EA	M		4"SQ BLANK COVER	0.9574	-1.91	0.1000	-0.20
630500	-2.00	EA	M	3/8 PLAIN/THREAD RO	COMB BOX & 1/2 > 3/4" SNP-CLS COND HGR	2.7700	-5.54	0.3750	-0.75
630577	-2.00	EA	M	1/4" FLANGE	HAMMER-ON FLANGE CLIP - 1/4-20 x 3/8 STD	1.3808	-2.76	0.0600	-0.12
630545	-2.00	EA	M	1/4-20	WASHER NUT 1/4-20	0.1466	-0.29	0.0400	-0.08
150047	-5.00	EA	M	2-1/8"D	4"SQ CMB-KO CV- BRKT	2.5642	-12.82	0.4000	-2.00
150066	-5.00	EA	M	5/8"RISE 4.8-CI	1G 4"SQ PLASTER-RING	0.5980	-2.99	0.1000	-0.50
161188	-30.00	EA	M	#10 x 1"	TEK SCREW	0.1231	-3.69	0.0360	-1.08
100137	-30.00	EA	M	#18 to 10	WIRE-NUT SML -YELLOW	0.1580	-4.74	0.0900	-2.70
10074	-50.00	FT	M	3/4	EMT -RED FIRE ALARM	1.2524	-62.62	0.0825	-4.13
30678	-15.00	EA	M	3/4	EMT STEEL COMP CONNECTOR	0.3518	-5.28	0.2000	-3.00
30552	-5.00	EA	M	3/4	EMT STEEL-COMP COUPLING	0.4249	-2.12	0.2100	-1.05
3070536	-55.00	FT	M	#14 2/C Red	FA CABLE NON-PLENUM SHLD ADDRESSBL (FPL)	0.6300	-34.65	0.0300	-1.65
630111	-6.00	EA	M	3/4	COND HAMMER-ON HGR 1/4-FLANGE PUSH-IN HD	3.0150	-18.09	0.0900	-0.54
630064	-10.00	EA	M	3/4	COND SNP-CLOSE HGR TO SCR-ON STUD-WALL	0.9690	-9.69	0.3750	-3.75
	0.00				STROBE				
TITLE	-6.00	EA	M	3/4 EMT	FIRE ALARM STROBE	0.0000	0.00	0.0000	0.00
3070088	-6.00	EA	M		FIRE ALARM STROBE LIGHT	0.0000	0.00	1.2500	-7.50
150006	-3.00	EA	M	1-1/2"D	4"SQ CMB-KO NO BRKT	1.4197	-4.26	0.4000	-1.20
150096	-3.00	EA	M		4"SQ BLANK COVER	0.9574	-2.87	0.1000	-0.30
630500	-3.00	EA	M	3/8 PLAIN/THREAD RO	COMB BOX & 1/2 > 3/4" SNP-CLS COND HGR	2.7700	-8.31	0.3750	-1.13
630577	-3.00	EA	M	1/4" FLANGE	HAMMER-ON FLANGE CLIP - 1/4-20 x 3/8 STD	1.3808	-4.14	0.0600	-0.18
630545	-3.00	EA	M	1/4-20	WASHER NUT 1/4-20	0.1466	-0.44	0.0400	-0.12
150047	-6.00	EA	M	2-1/8"D	4"SQ CMB-KO CV- BRKT	2.5642	-15.39	0.4000	-2.40
150066	-6.00	EA	M	5/8"RISE 4.8-CI	1G 4"SQ PLASTER-RING	0.5980	-3.59	0.1000	-0.60
161188	-36.00	EA	M	#10 x 1"	TEK SCREW	0.1231	-4.43	0.0360	-1.30
100137	-36.00	EA	M	#18 to 10	WIRE-NUT SML -YELLOW	0.1580	-5.69	0.0900	-3.24
10074	-60.00	FT	M	3/4	EMT -RED FIRE ALARM	1.2524	-75.14	0.0825	-4.95
30678	-18.00	EA	M	3/4	EMT STEEL COMP CONNECTOR	0.3518	-6.33	0.2000	-3.60
30552	-6.00	EA	M	3/4	EMT STEEL-COMP COUPLING	0.4249	-2.55	0.2100	-1.26
3070531	-66.00	FT	M	#16 2/C Red	FA CABLE NON-PLENUM SHLD ADDRESSBL (FPL)	0.5259	-34.71	0.0240	-1.58
630111	-7.00	EA	M	3/4	COND HAMMER-ON HGR 1/4-FLANGE PUSH-IN HD	3.0150	-21.11	0.0900	-0.63

George J. Martin & Son

164 Columbia Turnpike
Rensselaer, NY

Phone: 518-477-7577
Web: www.martinelectric.com

Phase: FIRE ALARM

Item #	Qty	U/M	Q/M	Size	Description	Material Unit	Material Result	Labor Unit	Labor Result
630064	-12.00	EA	M	3/4	COND SNP-CLOSE HGR TO SCR-ON STUD-WALL	0.9690	-11.63	0.3750	-4.50
	0.00				AED CABINET MONITOR MODULES				
13	1.00	EA	M		AED CABINET MONITOR MODULES	0.0000	0.00	1.2500	1.25
150006	1.00	EA	M	1-1/2"D	4"SQ CMB-KO NO BRKT	1.4197	1.42	0.4000	0.40
150096	1.00	EA	M		4"SQ BLANK COVER	0.9574	0.96	0.1000	0.10
630500	1.00	EA	M	3/8 PLAIN/THREAD RO	COMB BOX & 1/2 > 3/4" SNP-CLS COND HGR	2.7700	2.77	0.3750	0.38
630577	4.00	EA	M	1/4" FLANGE	HAMMER-ON FLANGE CLIP - 1/4-20 x 3/8 STD	1.3808	5.52	0.0600	0.24
630545	4.00	EA	M	1/4-20	WASHER NUT 1/4-20	0.1466	0.59	0.0400	0.16
150047	1.00	EA	M	2-1/8"D	4"SQ CMB-KO CV- BRKT	2.5642	2.56	0.4000	0.40
150066	1.00	EA	M	5/8"RISE 4.8-CI	1G 4"SQ PLASTER-RING	0.5980	0.60	0.1000	0.10
161188	4.00	EA	M	#10 x 1"	TEK SCREW	0.1231	0.49	0.0360	0.14
100137	4.00	EA	M	#18 to 10	WIRE-NUT SML -YELLOW	0.1580	0.63	0.0900	0.36
10074	50.00	FT	M	3/4	EMT -RED FIRE ALARM	1.2524	62.62	0.0825	4.13
30678	4.00	EA	M	3/4	EMT STEEL COMP CONNECTOR	0.3518	1.41	0.2000	0.80
30552	9.00	EA	M	3/4	EMT STEEL-COMP COUPLING	0.4249	3.82	0.2100	1.89
630111	5.00	EA	M	3/4	COND HAMMER-ON HGR 1/4-FLANGE PUSH-IN HD	3.0150	15.08	0.0900	0.45
630064	5.00	EA	M	3/4	COND SNP-CLOSE HGR TO SCR-ON STUD-WALL	0.9690	4.85	0.3750	1.88
500240	1.00	EA	M	1	DRILL HOLE & PATCH	0.0000	0.00	2.0000	2.00
TITLE	1.00	EA	M	3/4" CONDUIT	SSS INTUMESCENT FIRE STOP	0.0000	0.00	0.0000	0.00
740003	1.74	OZ	M	10oz TUBE 18cu-in	SSS INTUMESCENT SEALANT	1.4370	2.50	0.1758	0.31
740132	1.00	EA	M		FIRE STOP FINISH SEAL LBR	0.0000	0.00	1.0000	1.00
740134	1.00	EA	M	5 3/8" x 4 1/2"	FIRESTOP PENETRATION WARNING LABEL	0.2000	0.20	0.0439	0.04
	0.00				CLASS B WITH RETURN				
3070531	100.00	FT	M	#16 2/C Red	FA CABLE NON-PLENUM SHLD ADDRESSBL (FPL)	0.5259	52.59	0.0240	2.40
Phase Totals:							-256.05		-50.78

Phase: COMMUNICATIONS

Item #	Qty	U/M	Q/M	Size	Description	Material Unit	Material Result	Labor Unit	Labor Result
	0.00				T-103A CONDUIT STUBS FOR CNC CABLING - 3 DUAL + 1 6-CABLE - NO CHANGE				
	0.00								
	0.00				T-320 + 6 QUAD CNC CABLING CAT 6 CABLE PATHWAYS				
	0.00				VOICE AND DATA RACEWAY TO IDF RM 208-6 CONDUIT PATHWAYS				

George J. Martin & Son

164 Columbia Turnpike
Rensselaer, NY

Phone: 518-477-7577
Web: www.martinelectric.com

Phase: COMMUNICATIONS

Item #	Qty	U/M	Q/M	Size	Description	Material Unit	Material Result	Labor Unit	Labor Result
0.00						IN SLAB CONDUIT RUNS TO VERTICAL COLUMNS			
TITLE	300.00	EA	M		1-1/4" PVC-40 SLAB ON GRADE SINGLE RUN	0.0000	0.00	0.0000	0.00
10166	300.00	FT	M	1 1/4	PVC SCH 40	0.7108	213.24	0.0900	27.00
20218	2.00	EA	M	1 1/4	PVC SCH 40 90-DEG-ELBOW	2.1518	4.30	0.4800	0.96
20206	0.00	EA	M	1 1/4	PVC FIELD-BEND	0.0000	0.00	0.9800	0.00
31406	3.00	EA	M	1 1/4	PVC COUPLING	0.3608	1.08	0.3000	0.90
31366	2.00	EA	M	1 1/4	PVC MALE ADAPTER	0.7549	1.51	0.3000	0.60
40258	2.00	EA	M	1 1/4	LOCKNUT	0.6475	1.30	0.2500	0.50
40235	2.00	EA	M	1 1/4	PLASTIC BUSHING	0.3510	0.70	0.2500	0.50
40043	0.57	OZ	M	OUNCE	PVC (GLUE) CEMENT	0.5274	0.30	0.0180	0.01
390388	43.00	FT	M		STEEL TIE WIRE	0.0000	0.00	0.0900	3.87
TITLE	300.00	EA	M		1-1/4" EMT ON TRAPEZE MULTI RUN	0.0000	0.00	0.0000	0.00
10056	300.00	FT	M	1 1/4	EMT	2.3429	702.87	0.0930	27.90
20751	12.00	EA	M	1 1/4	EMT 90-ELBOW	8.8049	105.66	0.4800	5.76
20741	12.00	EA	M	1 1/4	EMT FIELD-BEND	0.0000	0.00	0.9600	11.52
30554	36.00	EA	M	1 1/4	EMT STEEL-COMP COUPLING	1.6365	58.91	0.3000	10.80
630169	82.00	EA	M	1 1/4	CABLE/CONDUIT 1-PIECE STRUT CLAMP	1.5500	127.10	0.0600	4.92
30680	24.00	EA	M	1 1/4	EMT STEEL COMP CONNECTOR	1.5863	38.07	0.6000	14.40
40235	24.00	EA	M	1 1/4	PLASTIC BUSHING	0.3510	8.42	0.2500	6.00
100139	30.00	EA	M	#18 TO 8	WIRE-NUT MED -RED	0.1314	3.94	0.1000	3.00
100139	10.00	EA	M	#18 TO 8	WIRE-NUT MED -RED	0.1314	1.31	0.1000	1.00
150147	10.00	EA	M	2-1/8"D 42.0-CI	4-11/16" BOX /NO BRKT 1-1/4KO	4.8599	48.60	0.4000	4.00
150177	10.00	EA	M		4-11/16" BLANK COVER	1.0801	10.80	0.1000	1.00
630508	10.00	EA	M	THREAD ROD MOUNT	SUPPORT BOX WITH SBT18 FOR MULTI CO	8.9865	89.87	0.3750	3.75
630009	40.00	EA	M	1 1/4	CONDUIT HGR SNAP-CLOS 1/4-20 HOLE-MTD HD	0.7577	30.31	0.4120	16.48
240302	10.00	EA	M	1/4-20	STRUT CHNL TWIRL-NUT-ZN	1.5322	15.32	0.1000	1.00
160786	10.00	EA	M	1/4-20 x 1"	PLTD MACHINE SCREWS	0.1612	1.61	0.1050	1.05
160394	10.00	EA	M	1/4"	PLTD FLAT WASHER	0.0706	0.71	0.0018	0.02
100155	10.00	EA	M	#12 SOL	8" PIGTAIL W/GRD SCREW	0.5528	5.53	0.1000	1.00
Phase Totals:							1,471.47		147.94

Phase: SECURITY SYSTEMS

Item #	Qty	U/M	Q/M	Size	Description	Material Unit	Material Result	Labor Unit	Labor Result
0.00						DWG SE-109			

George J. Martin & Son

164 Columbia Turnpike
Rensselaer, NY

Phone: 518-477-7577
Web: www.martinelectric.com

Phase: SECURITY SYSTEMS

Item #	Qty	U/M	Q/M	Size	Description	Material Unit	Material Result	Labor Unit	Labor Result
	0.00				+ 6 CAMERAS				
TITLE	6.00	EA	M		CAMERA INDOOR -FIXED BULLET	0.0000	0.00	0.0000	0.00
3000005	6.00	EA	M		SURV CAMERA -INDOOR/OUTDOOR BULLET	0.0000	0.00	3.0000	18.00
TITLE	6.00	EA	M	1" EMT	# OF DROPS	0.0000	0.00	0.0000	0.00
10055	210.00	FT	M	1	EMT	1.6987	356.73	0.0820	17.22
30563	21.00	EA	M	1	EMT STEEL-COMP COUPLING RT	0.5609	11.78	0.2400	5.04
630065	42.00	EA	M	1	COND SNP-CLOSE HGR TO SCR-ON STUD-WALL	1.4667	61.60	0.3750	15.75
161188	84.00	EA	M	#10 x 1"	TEK SCREW	0.1231	10.34	0.0360	3.02
30709	12.00	EA	M	1	EMT STEEL COMP INS-THRT CONN RT	0.8442	10.13	0.5200	6.24
40234	12.00	EA	M	1	PLASTIC BUSHING	0.3008	3.61	0.2000	2.40
500136	252.00	FT	M		PULL LINE (STRING)	0.0275	6.92	0.0036	0.91
	0.00				+ 4 OH DOOR OPERATORS #1-#4 SECURITY GATES				
TITLE	4.00	EA	M	3/4" EMT	# OF DROPS	0.0000	0.00	0.0000	0.00
10054	140.00	FT	M	3/4	EMT	1.1766	164.72	0.0750	10.50
30562	14.00	EA	M	3/4	EMT STEEL-COMP COUPLING RT	0.3518	4.93	0.2100	2.94
630064	28.00	EA	M	3/4	COND SNP-CLOSE HGR TO SCR-ON STUD-WALL	0.9690	27.13	0.3750	10.50
161188	56.00	EA	M	#10 x 1"	TEK SCREW	0.1231	6.89	0.0360	2.02
30708	8.00	EA	M	3/4	EMT STEEL COMP INS-THRT CONN RT	0.5940	4.75	0.4500	3.60
40233	8.00	EA	M	3/4	PLASTIC BUSHING	0.1896	1.52	0.1700	1.36
500136	168.00	FT	M		PULL LINE (STRING)	0.0275	4.61	0.0036	0.60
	0.00				DWG SE-111				
	0.00				-1 PUSHBUTTON 319 "RUB" DESK				
TITLE	-10.00	EA	M		3/4 EMT ON STRUT SINGLE RUN	0.0000	0.00	0.0000	0.00
10054	-10.00	FT	M	3/4	EMT	1.1766	-11.77	0.0750	-0.75
20749	0.00	EA	M	3/4	EMT 90-ELBOW	4.2668	0.00	0.3300	0.00
20739	-4.00	EA	M	3/4	EMT FIELD-BEND	0.0000	0.00	0.2880	-1.15
30552	0.00	EA	M	3/4	EMT STEEL-COMP COUPLING	0.4249	0.00	0.2100	0.00
630167	-3.00	EA	M	3/4	CABLE/CONDUIT 1-PIECE STRUT CLAMP	0.7500	-2.25	0.0450	-0.14
30678	-2.00	EA	M	3/4	EMT STEEL COMP CONNECTOR	0.3518	-0.70	0.2000	-0.40
40233	-2.00	EA	M	3/4	PLASTIC BUSHING	0.1896	-0.38	0.1700	-0.34
100139	-3.00	EA	M	#18 TO 8	WIRE-NUT MED -RED	0.1314	-0.39	0.1000	-0.30
100139	-1.00	EA	M	#18 TO 8	WIRE-NUT MED -RED	0.1314	-0.13	0.1000	-0.10
150041	-1.00	EA	M	2-1/8"D	4"SQ CMB-KO NO BRKT	2.2475	-2.25	0.4000	-0.40
150096	-1.00	EA	M		4"SQ BLANK COVER	0.9574	-0.96	0.1000	-0.10
240302	-1.00	EA	M	1/4-20	STRUT CHNL TWIRL-NUT-ZN	1.5322	-1.53	0.1000	-0.10

George J. Martin & Son

164 Columbia Turnpike
Rensselaer, NY

Phone: 518-477-7577
Web: www.martinelectric.com

Phase: SECURITY SYSTEMS

Item #	Qty	U/M	Q/M	Size	Description	Material Unit	Material Result	Labor Unit	Labor Result	
630504	-1.00	EA	M		THREAD ROD MOUNT	COMB BOX & 1/2 > 3/4" SNP-CLS COND HGR	3.0000	-3.00	0.3750	-0.38
160786	-1.00	EA	M	1/4-20 x 1"		PLTD MACHINE SCREWS	0.1612	-0.16	0.1050	-0.11
160394	-1.00	EA	M	1/4"		PLTD FLAT WASHER	0.0706	-0.07	0.0018	0.00
100155	-1.00	EA	M	#12 SOL		8" PIGTAIL W/GRD SCREW	0.5528	-0.55	0.1000	-0.10
	0.00					-1 CARD ACCESS DOOR 322A				
TITLE	-1.00	EA	M	3/4" EMT/P-STRING		2G STUB/4"sq BOX /MTL-STD	0.0000	0.00	0.0000	0.00
150047	-1.00	EA	M	2-1/8"D		4"SQ CMB-KO CV- BRKT	2.5642	-2.56	0.4000	-0.40
150075	-1.00	EA	M	5/8"RISE 7.5-CI		2G 4"SQ PLASTER-RING	1.1908	-1.19	0.1000	-0.10
161188	-6.00	EA	M	#10 x 1"		TEK SCREW	0.1231	-0.74	0.0360	-0.22
10054	-10.00	FT	M	3/4		EMT	1.1766	-11.77	0.0750	-0.75
630064	-2.00	EA	M	3/4		COND SNP-CLOSE HGR TO SCR-ON STUD-WALL	0.9690	-1.94	0.3750	-0.75
30678	-1.00	EA	M	3/4		EMT STEEL COMP CONNECTOR	0.3518	-0.35	0.2000	-0.20
40233	-1.00	EA	M	3/4		PLASTIC BUSHING	0.1896	-0.19	0.1700	-0.17
40245	-1.00	EA	M	3/4		EMT NM TERMINATOR	0.2206	-0.22	0.1700	-0.17
500136	-12.00	FT	M			PULL LINE (STRING)	0.0275	-0.33	0.0036	-0.04
	0.00					+2 CARD ACCESS DOOR 320 & 303				
TITLE	2.00	EA	M	3/4" EMT/P-STRING		2G STUB/4"sq BOX /MTL-STD	0.0000	0.00	0.0000	0.00
150047	2.00	EA	M	2-1/8"D		4"SQ CMB-KO CV- BRKT	2.5642	5.13	0.4000	0.80
150075	2.00	EA	M	5/8"RISE 7.5-CI		2G 4"SQ PLASTER-RING	1.1908	2.38	0.1000	0.20
161188	12.00	EA	M	#10 x 1"		TEK SCREW	0.1231	1.48	0.0360	0.43
10054	20.00	FT	M	3/4		EMT	1.1766	23.53	0.0750	1.50
630064	4.00	EA	M	3/4		COND SNP-CLOSE HGR TO SCR-ON STUD-WALL	0.9690	3.88	0.3750	1.50
30678	2.00	EA	M	3/4		EMT STEEL COMP CONNECTOR	0.3518	0.70	0.2000	0.40
40233	2.00	EA	M	3/4		PLASTIC BUSHING	0.1896	0.38	0.1700	0.34
40245	2.00	EA	M	3/4		EMT NM TERMINATOR	0.2206	0.44	0.1700	0.34
500136	24.00	FT	M			PULL LINE (STRING)	0.0275	0.66	0.0036	0.09
	0.00					+1 INTERCOM OFFICE 308				
TITLE	10.00	EA	M			3/4 EMT ON STRUT SINGLE RUN	0.0000	0.00	0.0000	0.00
10054	10.00	FT	M	3/4		EMT	1.1766	11.77	0.0750	0.75
20749	0.00	EA	M	3/4		EMT 90-ELBOW	4.2668	0.00	0.3300	0.00
20739	4.00	EA	M	3/4		EMT FIELD-BEND	0.0000	0.00	0.2880	1.15
30552	0.00	EA	M	3/4		EMT STEEL-COMP COUPLING	0.4249	0.00	0.2100	0.00
630167	0.00	EA	M	3/4		CABLE/CONDUIT 1-PIECE STRUT CLAMP	0.7500	0.00	0.0450	0.00
30678	2.00	EA	M	3/4		EMT STEEL COMP CONNECTOR	0.3518	0.70	0.2000	0.40
40233	2.00	EA	M	3/4		PLASTIC BUSHING	0.1896	0.38	0.1700	0.34

George J. Martin & Son

164 Columbia Turnpike
Rensselaer, NY

Phone: 518-477-7577
Web: www.martinelectric.com

Phase: SECURITY SYSTEMS

Item #	Qty	U/M	Q/M	Size	Description	Material Unit	Material Result	Labor Unit	Labor Result
100139	3.00	EA	M	#18 TO 8	WIRE-NUT MED -RED	0.1314	0.39	0.1000	0.30
100139	1.00	EA	M	#18 TO 8	WIRE-NUT MED -RED	0.1314	0.13	0.1000	0.10
150041	1.00	EA	M	2-1/8"D	4"SQ CMB-KO NO BRKT	2.2475	2.25	0.4000	0.40
150096	1.00	EA	M		4"SQ BLANK COVER	0.9574	0.96	0.1000	0.10
240302	1.00	EA	M	1/4-20	STRUT CHNL TWIRL-NUT-ZN	1.5322	1.53	0.1000	0.10
630504	1.00	EA	M	THREAD ROD MOUNT	COMB BOX & 1/2 > 3/4" SNP-CLS COND HGR	3.0000	3.00	0.3750	0.38
160786	1.00	EA	M	1/4-20 x 1"	PLTD MACHINE SCREWS	0.1612	0.16	0.1050	0.11
160394	1.00	EA	M	1/4"	PLTD FLAT WASHER	0.0706	0.07	0.0018	0.00
100155	1.00	EA	M	#12 SOL	8" PIGTAIL W/GRD SCREW	0.5528	0.55	0.1000	0.10
	0.00				JB7 - VON DUPRIN INTERFACE BOX				
3030103	8.00	EA	M		ACCESS CONTROL DOOR MANAGEMENT DEVICE	15.0000	120.00	1.7500	14.00
Phase Totals:							812.71		116.77

Phase: AUDIO-VISUAL

Item #	Qty	U/M	Q/M	Size	Description	Material Unit	Material Result	Labor Unit	Labor Result
	0.00				NEW CONF ROOM 313 TV ROUGH-IN				
TITLE	2.00	EA	M	1-1/4" EMT/P-STRING	2G STUB/4-11/16" BOX /MTL-STD	0.0000	0.00	0.0000	0.00
150147	2.00	EA	M	2-1/8"D 42.0-CI	4-11/16" BOX /NO BRKT 1-1/4KO	4.8599	9.72	0.4000	0.80
630379	2.00	EA	M	TEB4	BOX BRACKET FOR 4" STUD	1.8001	3.60	0.1500	0.30
150163	2.00	EA	M	5/8"RISE 8.3-CI	2G 4-11/16" PLASTER-RING	3.2586	6.52	0.1000	0.20
161188	12.00	EA	M	#10 x 1"	TEK SCREW	0.1231	1.48	0.0360	0.43
10056	30.00	FT	M	1 1/4	EMT	2.3429	70.29	0.0930	2.79
30554	2.00	EA	M	1 1/4	EMT STEEL-COMP COUPLING	1.6365	3.27	0.3000	0.60
630035	6.00	EA	M	1 1/4	EMT MINI HGR W/NUT-BOLT 1/4 HOLE	0.4216	2.53	0.4120	2.47
30680	2.00	EA	M	1 1/4	EMT STEEL COMP CONNECTOR	1.5863	3.17	0.6000	1.20
40235	2.00	EA	M	1 1/4	PLASTIC BUSHING	0.3510	0.70	0.2500	0.50
40247	2.00	EA	M	1 1/4	EMT NM TERMINATOR	1.1402	2.28	0.2500	0.50
500136	36.00	FT	M		PULL LINE (STRING)	0.0275	0.99	0.0036	0.13
20751	1.00	EA	M	1 1/4	EMT 90-ELBOW	8.8049	8.80	0.4800	0.48
TITLE	1.00	EA	M	16x12x4	PULL BOX-PAINT SCREW CVR NO/KO ON BJ	0.0000	0.00	0.0000	0.00
710204	1.00	EA	M	16x12x4	PULL BOX-PAINT SCREW CVR NO/KO	49.5900	49.59	2.5500	2.55
630577	2.00	EA	M	1/4" FLANGE	HAMMER-ON FLANGE CLIP - 1/4-20 x 3/8 STD	1.3808	2.76	0.0600	0.12
160995	2.00	EA	M	1/4-20	PLTD HEX NUTS	0.0563	0.11	0.1050	0.21
160394	2.00	EA	M	1/4"	PLTD FLAT WASHER	0.0706	0.14	0.0018	0.00

George J. Martin & Son

164 Columbia Turnpike
Rensselaer, NY

Phone: 518-477-7577
Web: www.martinelectric.com

Phase: AUDIO-VISUAL

Item #	Qty	U/M	Q/M	Size	Description	Material Unit	Material Result	Labor Unit	Labor Result
160405	2.00	EA	M	1/4"	PLTD LOCK WASHER	0.0438	0.09	0.0018	0.00
Phase Totals:							166.05		13.29
Job Totals:							13,190.84		782.90

Job ID: PG-23-116A
 Project: Albany Airport BP-04



CO: 6846-64R2: BAFO ASI-114 NOC#115

Change Order Summary

30 Dec 2025 16:01:59

Tax Rate status: Default Bid Name: BASE BID Bid Template: SHORT MARKUP -ELECTRIC

Drawing	Phase	Quote \$	Material \$	Equip \$	SubCon \$	Labor Hrs
	FIXTURES	42,391.25	1,440.28	0.00	0.00	179.98
	DEVICES	0.00	7,210.27	0.00	0.00	357.81
	DEVICES > LEVEL 3	0.00	800.82	0.00	0.00	-45.65
	HVAC & MOTORS	0.00	1,545.29	0.00	0.00	63.54
	FIRE ALARM	0.00	-256.05	0.00	0.00	-50.78
	SUB CONTRACTS	0.00	0.00	0.00	77,608.00	0.00
	COMMUNICATIONS	0.00	1,471.47	0.00	0.00	147.94
	SECURITY SYSTEMS	0.00	812.71	0.00	0.00	116.77
	AUDIO-VISUAL	0.00	166.05	0.00	0.00	13.29
	UNASSIGNED QES	0.00	0.00	0.00	39,008.00	0.00
Sheet Totals:		42,391.25	13,190.84	0.00	116,616.00	782.90
Tax:		0.00	0.00	0.00	0.00	

Bid Notes:

Sub Total (Quo/Mat/Equip/Sub):		172,198.09
TAX RATES		
Material:	0.0000%	
Quote:	0.0000%	
Labor:	0.0000%	
Equipment:	0.0000%	
Subcontract:	0.0000%	
Job:	0.0000%	
MISCELLANEOUS		
Avg. Lbr. Rate (Cost):	118.97	
Avg. Lbr. Rate (Bid):	124.92	
Total Square Feet:	1.00	
Cost Per Sq. Ft.:	291,561.90	
Labor \$ Per Sq. Ft.:	88,708.82	
Labor Hrs Per Sq. Ft.:	782.90	
Quantity of Units:	1.00	
Cost Per Unit:	291,561.90	
Calc. Adjustment:	0.00%	
Sales Tax:	0.00	
Sub Total:	172,198.09	172,198.09
Direct Labor \$:		88,708.82
Indirect Labor \$:		0.00
Labor Escalation:		0.00
Labor Tax:		0.00
Direct Job Costs (1.22%):		3,548.32
Prime Cost:		264,455.23
Overhead (Avg. 5.00%):		13,222.76
Net Cost:		277,678.00
Profit (Avg. 5.00%):		13,883.90
Job Tax:		0.00
Bond (0.0000%):		0.00
Lump Sum:		0.00
Selling Price:		291,561.90

LABOR ADJUST										
ESTIMATED HOURS	ELECTRICAL	MACHINE OPERATOR	LOW VOLTAGE	Labor Class 4	Labor Class 5	Labor Class 6	Labor Class 7	Labor Class 8	Labor Class 9	Labor Class 10
REGULAR	782.90	--	--	--	--	--	--	--	--	--
OVERTIME	--	--	--	--	--	--	--	--	--	--
SHIFT-2	--	--	--	--	--	--	--	--	--	--
SHIFT-3	--	--	--	--	--	--	--	--	--	--
DOUBLE TIME	--	--	--	--	--	--	--	--	--	--
ESTIMATED HOURS:	782.90	--	--	--	--	--	--	--	--	--
LOSS LBR ADJ:	--	--	--	--	--	--	--	--	--	--
CALCULATED HRS										
REGULAR	782.90	--	--	--	--	--	--	--	--	--
OVERTIME	--	--	--	--	--	--	--	--	--	--
SHIFT-2	--	--	--	--	--	--	--	--	--	--
SHIFT-3	--	--	--	--	--	--	--	--	--	--
DOUBLE TIME	--	--	--	--	--	--	--	--	--	--
TOTAL ADJ LABOR:	782.90	--	--	--	--	--	--	--	--	--

TOTAL ADJUSTED LABOR HOURS: 782.90

DIRECT LABOR						
Labor Class	Job Description	Labor Type	Crew	Rate	Man Hours	Extension
ELECTRICAL	FOREMEN (WORKING)	REGULAR	1	\$127.52	195.73	\$24,958.96
	SMALL FOREMEN	REGULAR	1	\$116.01	195.73	\$22,706.16
	JOURNEYMEN	REGULAR	2	\$104.85	391.45	\$41,043.71

AVERAGE DIRECT LABOR RATE: \$113.31

TOTAL DIRECT LABOR: \$88,708.82

INDIRECT LABOR			
Labor Description	Hours	Rate	Ext \$

TOTAL INDIRECT LABOR: \$0.00

DIRECT LABOR TOTAL:	88,708.82
INDIRECT LABOR TOTAL:	0.00
LABOR ESCALATION:	0.00
LABOR \$ ADJUSTMENT:	0.00
LABOR TAX:	0.00
LABOR TOTAL:	\$88,708.82

MATERIAL:	13,190.84
MATERIAL ESCALATION:	0.00
MATERIAL ADJUSTMENT:	0.00
MATERIAL TAX:	0.00
MATERIAL TOTAL:	\$13,190.84

QUOTES		
Component	Vendor	Amount
FIXTURES	Lightspec, LLC	42,391.25

QUOTED MATERIAL:	42,391.25
ADJUSTMENT:	0.00
QUOTE TAX:	0.00
QUOTED MATERIAL TOTAL:	\$42,391.25

SUBCONTRACTS		
Component	Vendor	Amount
FIRE ALARM SUBCON	Fire Security & Sound, Inc	-100.00
SECURITY SUBCON	Converigint	32,157.00
AUDIO VISUAL	Synapse	39,008.00
TEL/DATA SUBCON	Control Network Commun	28,751.00
ENGINEERING SUBCON	Tech Valley Engineering	16,800.00

SUBCONTRACTS:	116,616.00
ADJUSTMENT:	0.00
SUBCONTRACT TAX:	0.00
SUBCONTRACTS TOTAL:	\$116,616.00

EQUIPMENT		
Component	Vendor	Amount

EQUIPMENT:	0.00
ADJUSTMENT:	0.00
EQUIPMENT TAX:	0.00
EQUIPMENT TOTAL:	\$0.00

DIRECT JOB COSTS	
Description	Dollars
WARRANTY	887.08
SAFETY	2,661.24

DIRECT JOB COSTS:	3,548.32
ADJUSTMENT:	0.00
TOTAL DIRECT JOB COSTS:	\$3,548.32
JOB COST w/NO OVERHEAD:	\$264,455.23

OVERHEAD	
MATERIAL OVERHEAD:(5% markup)	659.54
QUOTES OVERHEAD:(5% markup)	2,119.56
LABOR OVERHEAD:(5% markup)	4,435.44
SUBCONTRACTS OVERHEAD:(5% markup)	5,830.80
EQUIPMENT OVERHEAD:(5% markup)	0.00
DJC OVERHEAD:(5% markup)	177.42

TOTAL OVERHEAD:	\$13,222.76
JOB COST w/OVERHEAD:	\$277,678.00

PROFIT	
MATERIAL PROFIT:(5% markup)	692.52
QUOTES PROFIT:(5% markup)	2,225.54
LABOR PROFIT:(5% markup)	4,657.21
SUBCONTRACTS PROFIT:(5% markup)	6,122.34
EQUIPMENT PROFIT:(0% markup)	0.00
DJC PROFIT:(5% markup)	186.29

TOTAL PROFIT:	\$13,883.90
----------------------	--------------------

MISCELLANEOUS	
JOB TAX:	0.00
BOND:	0.00

MISCELLANEOUS TOTAL:	\$0.00
-----------------------------	---------------

LUMP SUM	
LUMP SUM 1:	0.00
LUMP SUM 2:	0.00
LUMP SUM 3:	0.00
LUMP SUM 4:	0.00

LUMP SUM TOTAL:	\$0.00
------------------------	---------------

BID TOTAL:	\$291,561.90
------------------------------	--------------------------------

BAFO TOTAL - 03.19.26 **\$285,000.00**

PCO-404



MLB Construction Services LLC
 One Stone Break Road
 Malta, NY 12020
 Tel: 518-289-1371
 Fax: 518-289-1652

PROPOSAL

SUBMITTED TO: Scott Bridie Turner Construction Company 1 Computer Drive South Albany, NY 12205	PROJECT NAME Alb. Airport 21-1082-STR & INT	
	PROJECT NO. 23-114	DATE 3/18/26
	PROPOSAL NO. 263	PROPOSAL AMOUNT -\$12,226.00

Per NOC 263 dated 2/2/2026, MLB Construction Services LLC is pleased to present our proposal for the following:
 Credit to be provided for walls that were not ran to deck. See attached email/direction from Scott Bridie.

Description	Labor	Material	Equipment	Subcontract	Other	Price
Adirondack Taping & Supply Inc				\$-12,226.00		\$-12,226.00
					Subtotal:	\$-12,226.00
					Total:	\$-12,226.00

If you have any questions, please contact me at 518-289-1371.

- We reserve the right to request an extension of time together with additional cost incurred at a later date.
- We request calendar days extension of time for the above work.
- This proposal may be withdrawn by us if not accepted within 10 days.

WE HAVE NOT BEEN DIRECTED TO PROCEED WITH THIS WORK.

OWNER MUST RETURN THIS PROPOSAL WITH THEIR SIGNED APPROVAL SHOWN BELOW BEFORE WORK CAN BEGIN .

Submitted by:


 Craig Dittl
 MLB Construction Services LLC

Approved by: _____

Date: _____

Cc: JMD/SAS/File (MLB Construction Services LLC)

Albany Airport Terminal Expansion Project BP-04

Field Order **Change Order**

Subcontractor Name: <u>Adirondack Taping & Supply, Inc.</u>	Date: <u>1/23/26</u>
Address: <u>46 Elm Street</u>	Project No.: <u>23114</u>
<u>Glens Falls, NY 12801</u>	ADK COR #: <u>97</u>
Telephone No.: <u>(518) 761-0089</u>	RFI #: <u>546</u>

LABOR				
Work Description	Trade	Hours	Total Rate from Labor Rate Breakdown	Total Labor Cost
Credit level 3 admin offices wall stopping above ceiling instead of continuing to deck due to limited accessiblity due to duct work above. Extra costs for added acoustic mitigation will be provided once the design is determined. (Credit is at 2024 rates)	Carpenter Foreman			
	Carpenter [CREDIT]	-80	\$73.43	-\$5,874.40
	Taper Foreman			
	Taper [CREDIT]	-24	\$66.63	-\$1,599.12
A. TOTAL SUBCONTRACTOR LABOR				-\$7,473.52

MATERIAL				
Material Description	Quantity	Unit	Unit Cost	Material Cost
3-5/8" stud 20ga [CREDIT]	-1,260	LF	\$0.75	-\$945.00
3-5/8" DL track 20ga [CREDIT]	-280	LF	\$0.91	-\$254.80
1/2" RC-1 [CREDIT]	-1,120	LF	\$0.18	-\$201.60
3.5" SAFB Insulation [CREDIT]	-1,680	SF	\$0.95	-\$1,596.00
5/8" type X drywall [CREDIT]	-3,360	SF	\$0.52	-\$1,747.20
Mud [CREDIT]	-2	Pails	\$23.00	-\$46.00
Tape [CREDIT]	-1	Rolls	\$7.00	-\$7.00
Total from additional Material Worksheet Extension(s) if required.				
B. TOTAL SUBCONTRACTOR MATERIAL				-\$4,797.60

EQUIPMENT	
C. TOTAL SUBCONTRACTOR EQUIPMENT	45.00

SUMMARY	
Total labor, material, equipment (A + B + C)	-\$12,226.12
Subcontractor's Override (10%)	
TOTAL SUB-PROPOSAL	-\$12,226.12

<i>Taylor Oldroyd</i>	1/23/26	This Price is valid for, and work must be agreed upon within 7 days from date of submission upon which it becomes null and void.
Subcontractor's Signature	Date	
Taylor Oldroyd		
Please Type or Print Name		

Craig Dittl

From: Bridie, Scott F - (NYN) <sbridie@tcco.com>
Sent: Monday, March 9, 2026 12:39 PM
To: Jeffrey Lino; John O'Donnell; Andres, Edward F - (NYN)
Cc: Craig Dittl; Damien Pinto-Martin; Jim Dawsey; Kelsey Angelo; Wagner, Robert C - (NYN); McNeil, Brian - (NYN); Stellato Jr., Tony; Cirillo, Todd
Subject: RE: 3rd Fl Admin Ceilings
Attachments: AI-2.103A_ ENLARGED CONSTRUCTION PLAN - OFFICES - LEVEL 3 Rev.6 markup (1).pdf; AI-803_ PARTITION TYPE DETAILS Rev.1.pdf; M-131_ LEVEL 3 DUCTWORK ENLARGED PLAN Rev.2 markup.pdf

Jeff,

Based on your understanding of the information provided at the time MLB submitted a bid for BP04 you stated on February 20 the following. "As you are aware, the documents are not clear as evidenced in our RFI 546 and based on the conflict in the documents ADK did not include running the walls to deck." I have included the contract documents available at the time of bid for the Level 3 Offices, Partition Types, and Level 3 Ductwork. These documents clearly reflect the required office metal stud partitions to the deck and the required coordination to incorporate the ductwork pathway through the partition layout.

This did not occur and between July 25, 2025 and August 26, 2025 the duct work was installed in the office area prior to the partition walls being constructed. After reviewing CHA's response to MLB RFI 546 and 557 and the associated costs with ACAA, their decisions are as follows

In the level 3 administration offices RFI 546, "3rd floor office partitions" proceed with the required bracing every 4 ft. ACAA accepts the credit from MLB/Adirondack Taping and Supply \$12,226.12. Please proceed with the original specified CL05 ceiling system. On the perimeter walls of each office install 3.5" SAFB insulation.

RFI 557 "Conference room corridor top of wall" Please proceed as directed by CHA with regard to the 4 ft bracing. Please proceed with the original specified CL05 ceiling system. On the perimeter walls of each conference room install 3.5" SAFB insulation.

Please advise if you have any questions.

Scott Bridie / Turner Construction
 Sr. Project Manager
 (914) 489-4045

From: Jeffrey Lino <jlino@mlbind.com>
Sent: Wednesday, March 4, 2026 3:58 PM
To: John O'Donnell <jodonnell@albanyairport.com>; Bridie, Scott F - (NYN) <sbridie@tcco.com>
Cc: Craig Dittl <cdittl@mlbind.com>; Damien Pinto-Martin <DPinto@mlbind.com>; Jim Dawsey <jmdawsey@mlbind.com>; Kelsey Angelo <KMAngelo@mlbind.com>
Subject: RE: 3rd Fl Admin Ceilings

EXTERNAL EMAIL - Please Handle Cautiously

Scott/John:

PCO-415



MLB Construction Services LLC
 One Stone Break Road
 Malta, NY 12020
 Tel: 518-289-1371
 Fax: 518-289-1652

PCO-415 Rec'd TCCo 04.08.26

PROPOSAL

SUBMITTED TO: Scott Bridie Turner Construction Company 1 Computer Drive South Albany, NY 12205	PROJECT NAME Alb. Airport 21-1082-STR & INT	
	PROJECT NO. 23-114	DATE 4/8/26
	PROPOSAL NO. 259	PROPOSAL AMOUNT \$ 7,842.00

Per NOC 259 dated 1/28/2026, MLB Construction Services LLC is pleased to present our proposal for the following:

See attached mark-up. Proceed on T&M with the replacement of the cable tray that had to be removed to facilitate BP-2 structural demolition.

Description	Labor	Material	Equipment	Subcontract	Other	Price
George J Martin & Son Inc				\$7,500.94		\$7,500.94
					Subtotal:	\$7,500.94
		MLB OH&P (Subcontractor)		\$6,819.04	5.00%	\$341.06
					Total:	\$7,842.00

If you have any questions, please contact me at 518-289-1371.

- We reserve the right to request an extension of time together with additional cost incurred at a later date.
- We request calendar days extension of time for the above work.
- This proposal may be withdrawn by us if not accepted within 10 days.

WE HAVE NOT BEEN DIRECTED TO PROCEED WITH THIS WORK.

OWNER MUST RETURN THIS PROPOSAL WITH THEIR SIGNED APPROVAL SHOWN BELOW BEFORE WORK CAN BEGIN.

Submitted by:  4/8/26
 Craig Bittl
 MLB Construction Services LLC

Approved by: _____
 Date: _____

Cc: JMD/SAS/File (MLB Construction Services LLC)

Craig Dittl

From: Craig Dittl
Sent: Wednesday, September 3, 2025 11:24 AM
To: Wagner, Robert,C - (NYN); Andres, Edward F - (NYN); Lackraj, Natram - (NYN); McNeil, Brian - (NYN); Bagshaw, Hannah E - (NYN); John O'Donnell
Cc: Jim Dawsey; Jeffrey Lino; Damien Pinto-Martin; Kelsey Angelo; Everett Jones; Jamie Nellis; Kyle Delair
Subject: RE: Albany Airport Expansion, BP-4: IDF 106 and 208 Work
Attachments: Capture.PNG

All – as discussed yesterday at the 0800 meet, below is a summary/specifics of what I obtained from Martin Electric in regards to the work that still needs to happen in order for the request below to be complete.

- A.) Jamie, Martin Electric field superintendent, relayed to me that he was directed in the field to halt the installation of the cable tray once he got to American Airlines. So currently, the pathway is NOT complete to get cables from the existing MDF to the conduits that lead to 208. I have attached a mark-up as I understand it for reference. I think part of the confusion here was originally this would have attached to structure that would have come out...which we now know isn't the case. If Martin is cleared to work over American, that work can proceed.
- B.) In addition to this, part of the existing pathway that was supposed to be utilized (highlighted in green on the attached) was part of the added MEP demolition because it was tied to structure that had to be removed. I didn't know about this part until I met with Martin...we'll need to have them replace it once the mason's clear that area. I can have them do this on tickets...just send over a PCO.
- C.) As we've noted on numerous occasions, we do still need confirmation that the network access switches are actually here. ACAA purchased those.
- D.) Unrelated to IDF 208, but we are still awaiting the final design changes of IDF 106 that began in April. There are a lot of things that get fed from that space. If we are talking data work completion, this should be on the list. John O said there was direction yesterday, however, Jordan asked me just this morning to set up a call with the data vendor because design has questions...so to my knowledge this is not yet resolved.

Craig Dittl, Senior Project Manager
MLB Construction Services, LLC



Over 75 Years of Construction Excellence

1 Stonebreak Road Malta, NY 12020

P: 518.289.1371 EXT. 146 C: 518.450.9774

www.mlbconstructionservices.com

Proud Members Of:



ASSOCIATED GENERAL CONTRACTORS
NEW YORK STATE



Capital District, NY



JOB # 6846-119

MLB Constructions Services, LLC.

1 Stonebreak Rd. Malta, NY 12020

February 23, 2026

Prepared by: Everett Jones

Contact Info: ejones@martinelectric.com

Attn: Craig Dittl

cdittl@mlbind.com

RE: Albany Airport BP-04 – NOC # 259 Cable Tray Replacement Level 1

Martin Electric is pleased to provide this CO Proposal for the above-mentioned project. Please review our clarifications and exclusions for this scope and thank you for this opportunity.

SCOPE OF WORK

- Please reference the attached 4 - signed T&M Tickets. (00815, 00816, 00817, 00818)

CLARIFICATIONS

- Coordinate work with MLB.
- All Labor, Material, Management, Equipment, Tools, and Service Vehicles included.
- Please reference updated **PROPOSAL TERMS**, regarding the Commodities Market.

APPROACH

Martin Electric plans to approach this project in the following manner:

- Review all the requirements of the systems/equipment to be installed with the appointed representative.
- Review and determine with the site representative the proposed routing, for approval, prior to installation of conduit, and wire.
- Review and make every effort to expedite delivery of long lead materials.
- Complete the installation of the required services within schedule, unless delayed by others.
- Evaluate project activity periods and maintain scheduled activity completions.

EXCLUSIONS

- Dumpster Cost of any type.
- All field modifications of equipment furnished by others.
- Any concrete, cutting, patching, or painting.
- Fireproofing is not included.

NYS Certified WBE File #8942
164 Columbia Turnpike, Rensselaer NY, 12144

www.martinelectric.com



JOB # 6846-119

MLB Constructions Services, LLC.

1 Stonebreak Rd. Malta, NY 12020

February 23, 2026

Prepared by: Everett Jones

Contact Info: ejones@martinelectric.com

- Daily coordination with ACAA of work areas (by MLB).
- Accelerated work requiring added resources/equipment. At present all work is planned to be contiguous with Contract scope.
- Overtime, and/or Shift Work unless specifically defined in the SOW write-up.

PROPOSAL COST

Based on the Services to provide the Proposed Scope of Work, the Approach, and the Clarifications, Inclusions and Exclusions listed above; Martin Electric is proposing the amount of:

TOTAL **\$ 7,500.94**

PROPOSAL TERMS:


Terms for payment shall be net 30 days based on a schedule of values from the contract. This quote is valid for **15 days** due to the current market for commodities and Material pricing will be updated, as necessary, upon the date of Approval, and is made contingent upon both parties reaching mutually agreeable terms and conditions.

NOTICE:

THIS PROPOSAL IS CONTINGENT ON A LACK OF IMPACT BY THE CORONAVIRUS NATIONAL EMERGENCY. Given the existence of the coronavirus pandemic, Martin Electric Inc. will use its best efforts to staff and supply this project to be able to hit the scheduled completion date but reserves its right to seek an excusable extension of time if Martin Electric Inc., or its subcontractors and suppliers are unable to maintain planned crew sizes due to the illness, supply shortages or governmental restraints on business, travel and/or assembly. To the extent that the project is suspended pursuant to the terms of the proposed Martin Electric Inc. Subcontract, we intend to seek additional costs associated with the suspension.

NYS Certified WBE File #8942
164 Columbia Turnpike, Rensselaer NY, 12144

www.martinelectric.com

 MARTIN ELECTRIC	Job No. 6846-119														
164 Columbia Tpk, Ste B, Rensselaer, NY 12144 www.martinelectric.com www.controlnetwork.com	Batch WE. 2.8.26														
Ticket #'s in Batch: 00815,00816,00817,00818															
CUSTOMER:	DATE:	Batch Period													
MLB/Tumer	2/19/2026	2/2/2025-2/8/2025													
JOB LOCATION:	Job Status	Sales Tax	Allowable Mark Up												
Albany Airport	In Progress	<table border="1" style="font-size: small;"> <tr><td>Taxable</td><td></td><td>Lab</td><td>10%</td></tr> <tr><td>Exempt</td><td style="text-align: center;">x</td><td>Mat</td><td>10%</td></tr> <tr><td>County</td><td></td><td>Sub</td><td>10%</td></tr> </table>	Taxable		Lab	10%	Exempt	x	Mat	10%	County		Sub	10%	
Taxable		Lab	10%												
Exempt	x	Mat	10%												
County		Sub	10%												
Notes															
Project not complete. Expect more tickets for this job.															
		TOTAL MATERIAL	\$ 670.08												
		TOTAL EQUIPMENT	\$ -												
		TOTAL LABOR	\$ 6,148.96												
		TOTAL SUBCONTRACTOR	\$ -												
		TOTAL INDIRECTS	\$ -												
Processed by (Print)	Processed by: Signature	Date	SUBTOTAL												
Brianna Feldman	<i>Brianna Feldman</i>	2/19/26	\$ 6,819.04												
			MARKUP (OH&P)												
			\$ 681.90												
			SALES TAX												
			\$ -												
			TOTAL DUE												
			\$ 7,500.94												
			** applicable tax												
			\$ -												
Approved by (Print)	Approved by: Signature	Date													
			Page 1 of 1 Pages												

MARTIN
ELECTRIC

No. 00815

164 Columbia Turnpike, Ste B
Rensselaer NY 12144

www.martinelectric.com | www.controlnetwork.com

Phone 518-477-7577 | Fax 518-477-9750

CUSTOMER:

DATE:

JOB NO.:

MLB / Turner

2-2-26

16846-119

ADDRESS:

JOB LOCATION:

1 Stonebreak RD, Malta, NY 12020

Albany Airport. Level 1 Cable Ladder
Tray replacement

ATTENTION:

WORK CONDITIONS:

Mike Washburn

CELL PHONE:

518 378 8477

BP-04 ~~PCO-415~~ PCO-415 ASI-53

DESCRIPTION OF WORK

EQUIPMENT USAGE

Plan routing of Ladder tray new
Path around new elevator 20
Install supports / rework supports
to allow install of tray.

Equipment	Qty	Unit	Equipment	Qty	Unit
Service Van		Days	881 Bender		Days
Lift		Days	555 Bender		Days
Specialty Lift		Days	Punch Set		Days
Compressor		Days	Confined Space Pkg		Days
Generator		Days	Bucket Truck		Days
Excavator		Days	Trencher		Days
Dump Truck		Days	Core Drill		Hours
Flake Blower		Days	Crumper		Hours
Trailers		Days	Trailered Genset		Per Scale
Circuit Tracer		Hrs			

QTY	MATERIAL	UNIT	AMOUNT	NAME	DATE	ST	OT	DT	AMOUNT
2	3/8" x 6' threaded Rods		\$6.22 ✓	L. Hotaling	2/2	1			\$116.01 ✓
10'	1 1/8" Strut		\$26.40 ✓	R. Gordon	2/2	5			\$524.25 ✓
2	1/4" Concret sammies		\$3.48 ✓	S. Rehburg	2/2	5			\$524.25 ✓
6	3/8" NUTS		\$0.58 ✓						
2	3/8" SQ washers		\$1.48 ✓						
2	3/8" fender washers		\$0.27 ✓						
4	3/8" Lock washers		\$0.18 ✓						
Subtotal Labor									
TOTAL MATERIAL									\$38.61 ✓
TOTAL EQUIPMENT									\$0.00
TOTAL LABOR									\$1164.51 ✓
TOTAL SUBCONTRACTOR									\$0.00
TOTAL INDIRECTS									\$0.00
SUBTOTAL									\$1203.12 ✓
MARKUP (OH&P)									\$120.31 ✓

WORK ORDERED BY

DATE

Mike Washburn (ATO)

2/4/26

CUSTOMER APPROVAL SIGNATURE

DATE

Ed Andrus (ATO) ✓

2/9/26

MARKUP (OH&P)

SALES TAX

TOTAL DUE

\$1323.43 ✓

PCO-415 Rec'd TCCo 04.08.26
* ESTIMATE *

FROM:
THORPE ELECTRIC SUPPLY
27 WASHINGTON STREET
RENSSELAER, N.Y. 12144
** PHONE 518-462-5496 **

SOLD TO:
GEORGE MARTIN ELECTRIC
164 COLUMBIA TURNPIKE
SUITE 2
RENSSELAER NY 12144

SHIP TO:
/

11:11AM knickc/199

ORDER NO 79047	ORDER DATE 2/18/26	CUSTOMER 3120	CUSTOMER P.O. NO. 6846	SLSMN 62
-------------------	-----------------------	------------------	---------------------------	-------------

TERMS 2/10 N30	SHIP VIA/ROUTING *****CUSTOMER PICKUP*****	DATE REQUESTED 2/18/26	SHIPPED	LOC 1	TAKEN BY JHAT
-------------------	---	---------------------------	---------	----------	------------------

PART NUMBER BIN	H/M DESCRIPTION	QTY ORD	EA	QTY SHP	BKO ORD	PRICE UNITS	U/M DISC%	AMOUNT
3/8X6 ROD	B-LINE ZINC PLATED THREADED ROD PC	2	EA	2	0	3.11	EA	6.22
B22-SH-10FT-	STRUT 12GA 1-5/8D SLOTTED CHANNEL	10	EA	10	0	2.6401	EA	26.40
SSC14B	DOTTIE 1/4X1-1/4 ROD HANGER	2	EA	2	0	1.7423	EA	3.48
HN38	DOTTIE STEEL HEX NUT	6	EA	6	0	.0965	EA	.58
B201-PLTD	B-LINE 3/8 SQ WASHER	2	EA	2	0	.7402	EA	1.48
FENW38114	DOTTIE FENDER WASHER	2	EA	2	0	.1349	EA	.27
LW38 DOTTIE	DOTTIE LOCK WASHER	4	EA	4	0	.0444	EA	.18

TOTAL GROSS	38.61
TOTAL TAX	3.09
SHIPPED AMOUNT	41.70

SHIPPED WEIGHT 1856.00

MARTIN
ELECTRIC

No. 00816

164 Columbia Turnpike, Ste B
Rensselaer NY 12144

www.martinelectric.com | www.controlnetwork.com

Phone 518-477-7577 | Fax 518-477-9750

CLIENT: MLB / Turner	DATE: 2-3-26	JOB NO: 6846-119
ADDRESS: 1 Stone Break RD, Malta, NY 12030	JOB LOCATION: Albany Airport Level 1 Cable Ladder Tray Reinstall	
ATTENTION: Mike Washburn	WORK CONDITIONS: BP-04 PCO-415 ASI-53	
CELL PHONE: 518 378 9477		

DESCRIPTION OF WORK
Reinstall Ladder tray around new Elevator 20. Hung Tray that was demised last year. Procure additional tray to complete tray system.

EQUIPMENT USAGE	
Equipment	Qty Unit
Service Van	Days 881 Bender
Lift	Days 555 Bender
Specialty Lift	Days Punch Set
Compressor	Days Sintered Scale Pkg
Generator	Days Bucket Truck
Excavator	Days Trencher
Dump Truck	Days Core Drill
Fluka Motor	Days Crimper
Truckers	Days Traveled Genset
Circuit Tracer	Days

QTY	MATERIAL	UNIT	AMOUNT	NAME	DATE	ST	OT	DT	AMOUNT
8	1/4" x 1/2" Bolts		\$0.73	L. Hotaling	2/3	1			\$116.01
8	1/4" Nuts		\$0.36	R. Gordon	2/3	8			\$838.80
4	1/4" Strut Nuts		\$2.48	J. Rehburg	2/3	8			\$838.80
4	1/4" x 1" Bolts round head		\$0.43						
4	1/4" Square washers		\$2.99						
Subtotal Labor									\$6.99
TOTAL MATERIAL									\$1793.61
TOTAL EQUIPMENT									\$0.00
TOTAL LABOR									\$0.00
TOTAL SUBCONTRACTOR									\$0.00
TOTAL INDIRECTS									\$0.00
SUBTOTAL									\$1800.60
MARKUP (OH&P)									\$180.06
SALES TAX									
TOTAL DUE									\$1980.66

WORK ORDERED BY: <i>Michael Washburn</i>	DATE: 2/4/25
CUSTOMER APPROVAL SIGNATURE: <i>Joe Reagas (VAT)</i>	DATE: 2/4/26

PCO-415 Rec'd TCCo 04-08-26
* ESTIMATE *

FROM:
THORPE ELECTRIC SUPPLY
27 WASHINGTON STREET
RENSSELAER, N.Y. 12144
** PHONE 518-462-5496 **

SOLD TO:
GEORGE MARTIN ELECTRIC
164 COLUMBIA TURNPIKE
SUITE 2
RENSSELAER NY 12144

SHIP TO:
/

10:52AM knickc/199

ORDER NO 79045	ORDER DATE 2/18/26	CUSTOMER 3120	CUSTOMER P.O. NO. 6846-119	SLSMN 62
-------------------	-----------------------	------------------	-------------------------------	-------------

TERMS 2/10 N30	SHIP VIA/ROUTING *****CUSTOMER PICKUP*****	DATE REQUESTED 2/18/26	SHIPPED	LOC 1	TAKEN BY JHAT
-------------------	---	---------------------------	---------	----------	------------------

PART NUMBER BIN	H/M DESCRIPTION	QTY ORD	EA	QTY SHP	QTY BKO ORD	PRICE UNITS	U/M DISC%	AMOUNT
MB1412	DOTTIE MACHINE BOLT	8	EA	8	0	.0909	EA	.73
HN14	DOTTIE STEEL HEX NUT	8	EA	8	0	.0447	EA	.36
N224-1/4	B-LINE PLTD SPRING NUT	4	EA	4	0	.6205	EA	2.48
MB141	DOTTIE MACHINE BOLT	4	EA	4	0	.1086	EA	.43
B200-PLTD	B-LINE 5/16 SQ WASHER	4	EA	4	0	.7481	EA	2.99
TOTAL GROSS								6.99
TOTAL TAX								.58
SHIPPED AMOUNT								7.55
SHIPPED WEIGHT						100.00		

MARTIN
ELECTRIC

No. 00817

www.martinelectinc.com | www.controlnetwork.com

164 Columbia Turnpike Ste B
Rensselaer NY 12144
Phone 518-477-7577 | Fax 518-477-9350

CUSTOMER:	DATE:	JOB NO:
MLB / Turner	2-4-26	6846-119
ADDRESS:	JOB LOCATION:	
1 Stonebrook RD, Malta, NY 12070	Albany Airport Level 1 Ladder tray replacement.	
ATTENTION:	WORK CONDITIONS:	
Mike Washburn	PCO-415 BP-04 PA-443 ASI-53	
CELL PHONE:		
518 379 8477		

DESCRIPTION OF WORK
Install supports to rebang Ladder tray around elevator 20.

EQUIPMENT USAGE			EQUIPMENT USAGE		
Equipment	Qty	Unit	Equipment	Qty	Unit
Service Van		Days	381 Bender		Days
Lift		Days	555 Bender		Days
Specialty Lift		Days	Punch Spt		Days
Compressor		Days	Conduit Striker Pkg		Days
Generator		Days	Bucket Truck		Days
Excavator		Days	Trencher		Days
Dump Truck		Days	Corn Drill		Hours
Fluke Meter		Days	Comber		Hours
Trailers		Days	Trailered Genset		Per Scale
Circuit Tracer		Hrs			

QTY	MATERIAL	UNIT	AMOUNT	NAME	DATE	ST	OT	DT	AMOUNT
10'	1 5/8" Uni-strut		\$26.40	J. Nellis	2/4	1			\$127.52 ✓
2	2 hole inside strut 90° bracket		\$10.69	R. Gordon	2/4	8			\$838.80 ✓
2	1/4" x 1/4" Tapcons		\$0.40	J. Rehberg	2/4	8			\$838.80 ✓
2	1/4" x 3" Toggle bolt		\$1.21						
3	3/8" x 6" Threaded rod		\$9.33						
12	3/8" NUTS		\$1.16						
12	1/4" x 1/2" Bolts		\$1.09						
8	3/8" Strut Nuts		\$5.53						
6	3/8" SQ washers		\$4.44						
8	3/8" Fender washers		\$1.08						
4	3/8" x 1" bolts		\$1.02						
2	3/8" Beam clamps		\$7.76						
1	24" x 12' x 4" Ladder tray		\$270.24						
Subtotal Labor									
TOTAL MATERIAL									\$340.35 ✓
TOTAL EQUIPMENT									\$0.00
TOTAL LABOR									\$1805.12 ✓
TOTAL SUBCONTRACTOR									\$0.00
TOTAL INDIRECTS									\$0.00
SUB TOTAL									\$2145.47 ✓
MARKUP / CHGP									\$214.54 ✓
SALES TAX									
TOTAL DUE									\$2360.01 ✓

WORK ORDERED BY	DATE
<i>Michael Washburn</i>	2/5/26
CUSTOMER APPROVAL SIGNATURE	DATE
<i>Ed Adams (UD)</i>	2/5/26

PCO-415 Rec'd TCCo 04.08.26

FROM:
 THORPE ELECTRIC SUPPLY
 27 WASHINGTON STREET
 RENSSELAER, N.Y. 12144
 ** PHONE 518-462-5496 **

SOLD TO:
 GEORGE MARTIN ELECTRIC
 164 COLUMBIA TURNPIKE
 SUITE 2
 RENSSELAER NY 12144

SHIP TO:
 /

10:50AM knickc/199

ORDER NO	ORDER DATE	CUSTOMER	CUSTOMER P. O. NO.	SLSMN		
79044	2/18/26	3120	6846-119	62		
TERMS	SHIP VIA/ROUTING	DATE REQUESTED	SHIPPED	LOC TAKEN BY		
2/10 N30	*****CUSTOMER PICKUP*****	2/18/26		1 JHAT		
PART NUMBER	QTY ORD	QTY SHP	QTY BKO	PRICE	U/M	AMOUNT
BIN H/M DESCRIPTION			ORD UNITS		DISC%	
B22-SH-10FT- STRUT 12GA 1-5/8D SLOTTED CHANNEL	10 EA	10	0	2.6401	EA	26.40
B143-PLTD B-LINE 4H FLAT CRNR PLATE	2 EA	2	0	5.3438	EA	10.69
14H114 DOTTIE 1/4X1-1/4 ANCH	2 EA	2	0	.1978	EA	.40
TBC43 DOTTIE 1/4X3 TOGGLE BOLT	2 EA	2	0	.6059	EA	1.21
3/8X6 ROD B-LINE ZINC PLATED THREADED ROD PC	3 EA	3	0	3.11	EA	9.33
HN38 DOTTIE STEEL HEX NUT	12 EA	12	0	.0965	EA	1.16
MB1412 DOTTIE MACHINE BOLT	12 EA	12	0	.0909	EA	1.09
N228-3/8 B-LINE PLTD SPRING NUT	8 EA	8	0	.6912	EA	5.53
B201-PLTD B-LINE 3/8 SQ WASHER	6 EA	6	0	.7402	EA	4.44
FENW38114 DOTTIE FENDER WASHER	8 EA	8	0	.1349	EA	1.08
MB381 DOTTIE MACHINE BOLT	4 EA	4	0	.2545	EA	1.02
IS502 OZ-G BEAM CLAMP 3/8-16 TAP	2 EA	2	0	3.88	EA	7.76
TOTAL GROSS						70.11
TOTAL TAX						5.61

CONTINUED



Cart

Order Summary

Subtotal	\$270.24	Estimated Tax	N/A	Estimated Shipping	\$187.99
----------	----------	---------------	-----	--------------------	----------

Estimated Total \$458.23



COPE

Ladder Tray: 24 in Wd, 5 1/4 in Ht, 12 ft Ladder Tray Lg, Aluminum, 75 lb

Item # 2HCL3

Availability

Expected to arrive Mon. Feb 23.

This item requires special shipping, additional charges may apply.

Qty
1

<p>Subtotal</p> <p>\$270.24</p>
--





Cart

Order Summary

Subtotal	\$270.24	Estimated Tax	N/A	Estimated Shipping	\$187.99
----------	----------	---------------	-----	--------------------	----------

Estimated Total \$458.23



COPE

Ladder Tray: 24 in Wd, 5 1/4 in Ht, 12 ft Ladder Tray Lg, Aluminum, 75 lb

Item # 2HCL3

Availability

Expected to arrive **Mon. Feb 23.**

This item requires special shipping, additional charges may apply.

Qty
1

Web Price
\$270.24 / each



PCO-415 Rec'd ICCo-04.08.26
* ESTIMATE *

FROM:
THORPE ELECTRIC SUPPLY
27 WASHINGTON STREET
RENSSELAER, N.Y. 12144
** PHONE 518-462-5496 **

SOLD TO:
GEORGE MARTIN ELECTRIC
164 COLUMBIA TURNPIKE
SUITE 2
RENSSELAER NY 12144

SHIP TO:
/

10:58AM knickc/199

ORDER NO 79046	ORDER DATE 2/18/26	CUSTOMER 3120	CUSTOMER P.O. NO. 6846-119	SLSMN 56
-------------------	-----------------------	------------------	-------------------------------	-------------

TERMS 2/10 N30	SHIP VIA/ROUTING *****CUSTOMER PICKUP*****	DATE REQUESTED 2/18/26	SHIPPED	LOC 1	TAKEN BY JHAT
-------------------	---	---------------------------	---------	----------	------------------

PART NUMBER BIN	H/M DESCRIPTION	QTY ORD	EA	QTY SHP	QTY BKO ORD	PRICE UNITS	U/M DISC%	AMOUNT
3/8X6 ROD	B-LINE ZINC PLATED THREADED ROD PC	2	EA	2	0	3.11	EA	6.22
SSC38B	DOTTIE RODHNG ANCH F/CNCRTE	2	EA	2	0	2.4456	EA	4.89
B201-PLTD	B-LINE 3/8 SQ WASHER	2	EA	2	0	.7402	EA	1.48
HN38	DOTTIE STEEL HEX NUT	6	EA	6	0	.0965	EA	.58
FENW38114	DOTTIE FENDER WASHER	4	EA	4	0	.1349	EA	.54
LW38 DOTTIE	DOTTIE LOCK WASHER	4	EA	4	0	.0444	EA	.18

TOTAL GROSS	13.89
TOTAL TAX	1.11
SHIPPED AMOUNT	15.00

SHIPPED WEIGHT 36.00

Albany International Airport Terminal Expansion

BP-04

Standard Time

WAGE RATE BREAKDOWN

Subcontractor Name: George J. Martin & Son, Inc

Trade: Electrical Journeyman

Effective Date: 01-Jun-25

Expiration Date: 31-May-26

Base Hourly Rate \$ 50.85

Payroll Taxes and Insurance

6.20 %	F.I.C.A./Social Security	\$	<u>3.15</u>	/hr.
1.00 %	Federal Unemployment	\$	<u>0.51</u>	/hr.
9.90 %	State Unemployment	\$	<u>5.03</u>	/hr.
5.62 %	Worker's Compensation *	\$	<u>4.38</u>	/hr.
1.45 %	Medicare	\$	<u>0.74</u>	/hr.
2.00 %	Liability Insurance **	\$	<u>1.02</u>	/hr.
0.30 %	Disability Insurance	\$	<u>0.15</u>	/hr.
	Total Payroll Taxes and Insurance	\$	<u>14.98</u>	

Supplemental Benefits

	Vacation and Holiday	\$	<u>1.46</u>	/hr.
	Health and Welfare	\$	<u>14.39</u>	/hr.
	Pension	\$	<u>11.44</u>	/hr.
	Annuity	\$	<u>3.89</u>	/hr.
	Education/App. Training	\$	<u>0.93</u>	/hr.
	Industry	\$	<u>0.17</u>	/hr.
	Other: Fringe Benefits & NEBF	\$	<u>6.74</u>	/hr.
	Total Supplemental Benefits	\$	<u>39.02</u>	

Total Hourly Rate: Base Rate, PTI and Supp. Benefits (No O&P) \$ 104.85

Other:

_____		/hr.
_____	\$	/hr.
_____	\$	/hr.
_____	\$	/hr.
_____	\$	- /hr.
_____	\$	- /hr.
_____	\$	- /hr.

* Worker's Compensation is the net Contractor costs after applying territory adjustments, experience modifications discounts(s) and assessments.

**Only Liability Insurance that is payroll related is reimbursable within the labor rate.

Albany International Airport Terminal Expansion

BP-04

Standard Time

WAGE RATE BREAKDOWN

Subcontractor Name: George J. Martin & Son, Inc

Trade: Electrical Foreman

Effective Date: 01-Jun-25

Expiration Date: 31-May-26

Base Hourly Rate \$ 58.48

Payroll Taxes and Insurance

6.20%	F.I.C.A./Social Security	\$	<u>3.63</u>	/hr.
1.00%	Federal Unemployment	\$	<u>0.58</u>	/hr.
9.90%	State Unemployment	\$	<u>5.79</u>	/hr.
6.62%	Worker's Compensation *	\$	<u>5.04</u>	/hr.
1.45%	Medicare	\$	<u>0.85</u>	/hr.
2.00%	Liability Insurance **	\$	<u>1.17</u>	/hr.
0.30%	Disability Insurance	\$	<u>0.18</u>	/hr.
	Total Payroll Taxes and Insurance	\$	<u>17.24</u>	

Supplemental Benefits

	Vacation and Holiday	\$	<u>1.68</u>	/hr.
	Health and Welfare	\$	<u>14.39</u>	/hr.
	Pension	\$	<u>11.44</u>	/hr.
	Annuity	\$	<u>3.89</u>	/hr.
	Education/App. Training	\$	<u>0.93</u>	/hr.
	Industry	\$	<u>0.17</u>	/hr.
	Other: NEBF & Fringe Benefits	\$	<u>7.79</u>	/hr.
	Total Supplemental Benefits	\$	<u>40.29</u>	

Total Hourly Rate: Base Rate, PTI and Supp. Benefits (No O&P) \$ 116.01

Other:

_____		/hr.
_____		/hr.
_____	\$	/hr.
_____	\$	- /hr.
_____	\$	- /hr.
_____	\$	- /hr.

* Worker's Compensation is the net Contractor costs after applying territory adjustments, experience modifications discounts(s) and assessments.

**Only Liability Insurance that is payroll related is reimbursible within the labor rate.

Albany International Airport Terminal Expansion

BP-04

Standard Time

WAGE RATE BREAKDOWN

Subcontractor Name: George J. Martin & Son, Inc

Trade: Electrical General Foreman

Effective Date: 01-Jun-25

Expiration Date: 31-May-26

Base Hourly Rate \$ 66.11

Payroll Taxes and Insurance

6.20%	F.I.C.A./Social Security	\$	<u>4.10</u>	/hr.
1.00%	Federal Unemployment	\$	<u>0.66</u>	/hr.
9.90%	State Unemployment	\$	<u>6.54</u>	/hr.
6.62%	Worker's Compensation *	\$	<u>5.70</u>	/hr.
1.45%	Medicare	\$	<u>0.96</u>	/hr.
2.00%	Liability Insurance **	\$	<u>1.32</u>	/hr.
0.30%	Disability Insurance	\$	<u>0.20</u>	/hr.
	Total Payroll Taxes and Insurance	\$	<u>19.48</u>	

Supplemental Benefits

	Vacation and Holiday	\$	<u>1.90</u>	/hr.
	Health and Welfare	\$	<u>14.39</u>	/hr.
	Pension	\$	<u>11.44</u>	/hr.
	Annuity	\$	<u>3.89</u>	/hr.
	Education/App. Training	\$	<u>0.93</u>	/hr.
	Industry	\$	<u>0.17</u>	/hr.
	Other: NEBF & Fringe Benefits	\$	<u>9.21</u>	/hr.
	Total Supplemental Benefits	\$	<u>41.93</u>	

Total Hourly Rate: Base Rate, PTI and Supp. Benefits (No O&P) \$ 127.52

Other:

_____		/hr.
_____		/hr.
_____	\$	/hr.
_____	\$	- /hr.
_____	\$	- /hr.
_____	\$	- /hr.

* Worker's Compensation is the net Contractor costs after applying territory adjustments, experience modifications discounts(s) and assessments.

**Only Liability Insurance that is payroll related is reimbursible within the labor rate.

PCO-423



MLB Construction Services LLC
 One Stone Break Road
 Malta, NY 12020
 Tel: 518-289-1371
 Fax: 518-289-1652

PROPOSAL

SUBMITTED TO:

Scott Bridie
 Turner Construction Company
 1 Computer Drive South
 Albany, NY 12205

PROJECT NAME

Alb. Airport 21-1082-STR & INT

PROJECT NO.

23-114

DATE

2/23/26

PROPOSAL NO.

230R1

PROPOSAL AMOUNT

\$ 94,138.00

Per NOC 230R1 dated 1/15/2026, MLB Construction Services LLC is pleased to present our proposal for the following:

ASI-153R1 has been issued to revise drawings for the Chiller Room. This added various ACAA-requested specialties such as strainers and suction diffusers.

Description	Labor	Material	Equipment	Subcontract	Other	Price
Housekeep Pad Removal/Rebuild	\$6,484.47					\$6,484.47
Concrete Accessories		\$11.56				\$11.56
Concrete Supplier		\$2,152.50				\$2,152.50
John W Danforth Company				\$80,945.07		\$80,945.07
					Subtotal:	\$89,593.60
		MLB OH&P (Self-performed)		\$8,648.53	10.00%	\$864.85
		MLB OH&P (Subcontractor)		\$73,586.43	5.00%	\$3,679.55
					Total:	\$94,138.00


If you have any questions, please contact me at 518-289-1371.

- We reserve the right to request an extension of time together with additional cost incurred at a later date.
- We request calendar days extension of time for the above work.
- This proposal may be withdrawn by us if not accepted within 10 days.

WE HAVE NOT BEEN DIRECTED TO PROCEED WITH THIS WORK.

OWNER MUST RETURN THIS PROPOSAL WITH THEIR SIGNED APPROVAL SHOWN BELOW BEFORE WORK CAN BEGIN .

Submitted by:

 2/23/26
 Craig Dittl

MLB Construction Services LLC

Approved by: _____

Date: _____

Cc: JMD/SAS/File (MLB Construction Services LLC)



One Stone Break Road
 Malta, NY 12020
 (518) 289-1371
 FAX (518) 289-1MLB
 e-mail: info@mlbind.com

WORK ORDER VOUCHER

15483

Charge to PCO# 290 Date 1/19/26 Cost Code: 02-150

Authorized by Turner MLB Job No. 23-114

Description of Work: Removal of Concrete Bases in Chiller RM

LABOR

Name	Trade	Rate	Hours	Other	Cost
Nick Shepard	L	81.11	7 ^{hr} 1 ^{OT}		567 77
Channing all	L	81.11	8		648 88
NICK OT	L	104.95	1 OT		104 85

Total Labor Cost → 1 1,321 50

MATERIAL/EQUIPMENT

Item	Quantity	Unit Cost	Other

Total Material/Equipment Cost → 2

SUBCONTRACTORS

Subcontractors	Trade	Hours	Other

Total Subcontractor Cost → 3

TRUCKING

Driver	Rate	Pick Up	Fuel

Total Trucking Cost → 4

Andrew (UTD) 1/20/26
 Customer Supervisor

 MLB Supervisor

Total of Boxes 1, 2, 3 & 4
 ADD: _____ Small Tools
 Subtotal
 ADD: _____ % Sales Tax
 ADD: _____ % Overhead
 ADD: _____ % Profit
 TOTAL VALUE of this Work Order



One Stone Break Road
 Malta, NY 12020
 (518) 289-1371
 FAX (518) 289-1MLB
 e-mail: info@mlbind.com

WORK ORDER VOUCHER

15498

Charge to PCO # 290

Date 1/20/26

Cost Code: 02-130

Authorized by Turner

MLB Job No. 23-114

Description of Work: Concrete Removal/prep at Boiler Run (pump bases)

LABOR

Name	Trade	Rate	Hours	Other	Cost
Nick Shepard	L	81.11	2		162 22
Channing all	L	81.11	2		162 22

Total Labor Cost → 1 324 44

MATERIAL/EQUIPMENT

Item	Quantity	Unit Cost	Other	

Total Material/Equipment Cost → 2

SUBCONTRACTORS

Subcontractors	Trade	Hours	Other	

Total Subcontractor Cost → 3

TRUCKING

Driver	Rate	Pick Up	Fuel	

Total Trucking Cost → 4

Ed Andrews ✓ OTD 1/21/26
 Customer Supervisor

MLB Supervisor

Total of Boxes 1, 2, 3 & 4

ADD: _____ Small Tools

Subtotal

ADD: _____ % Sales Tax

ADD: _____ % Overhead

ADD: _____ % Profit

TOTAL VALUE of this Work Order



One Stone Break Road
 Malta, NY 12020
 (518) 289-1371
 FAX (518) 289-1MLB
 e-mail: info@mlbind.com

WORK ORDER VOUCHER

15486

Charge to PO# 290

Date 1/26/26 Cost Code:

Authorized by Turner

MLB Job No. 23-119

Description of Work: Concrete work in chiller Rm

LABOR

Name	Trade	Rate	Hours	Other	Cost
Nick Shepard	L	81.11	7		567 77
Adam Fragetta	CF	85.91	6		515 46
Todd Phillips	CF	85.91	6		515 46
Colin Tundall	L	79.93	6		455 58

Total Labor Cost → 1 **2,054 27**

MATERIAL/EQUIPMENT

Item	Quantity	Unit Cost	Other

Total Material/Equipment Cost → 2

SUBCONTRACTORS

Subcontractors	Trade	Hours	Other

Total Subcontractor Cost → 3

TRUCKING

Driver	Rate	Pick Up	Fuel

Total Trucking Cost → 4

Ed Andrew (UT) 1/27/26

Customer Supervisor

MLB Supervisor

Total of Boxes 1, 2, 3 & 4

ADD: _____ Small Tools
 Subtotal

ADD: _____ % Sales Tax

ADD: _____ % Overhead

ADD: _____ % Profit

TOTAL VALUE of this Work Order



One Stone Break Road
 Malta, NY 12020
 (518) 289-1371
 FAX (518) 289-1MLB
 e-mail: info@mlbind.com

WORK ORDER VOUCHER

15487

Charge to PCO# 290

Date: 1/27/26 Cost Code: 02-130

Authorized by Turner

MLB Job No. 23-114

Description of Work: Extra Concrete work at chiller RM

LABOR

Name	Trade	Rate	Hours	Other	Cost
Nick Shepard	L	81.11	8		648 88
Channing ell	L	81.11	8		648 88
Adam Fragetta	CF	85.91	6		515 46
Todd Phillips	CF	85.91	6		515 46
Colin Tardall	L	75.93	6		455 58

Total Labor Cost → 1 **2,784 26**

MATERIAL/EQUIPMENT

Item	Quantity	Unit Cost	Other	Cost
<p>TOTAL = \$16,484.47 (circled) EXTRA \$251 CODE 02-130</p>				

Total Material/Equipment Cost → 2

SUBCONTRACTORS

Subcontractors	Trade	Hours	Other	Cost

Total Subcontractor Cost → 3

TRUCKING

Driver	Rate	Pick Up	Fuel	Cost

Total Trucking Cost → 4

Ed Andrus (circled) 1/29/26
 Customer Supervisor

MLB Supervisor

Total of Boxes 1, 2, 3 & 4

ADD: _____ Small Tools
 Subtotal

ADD: _____ % Sales Tax

ADD: _____ % Overhead

ADD: _____ % Profit

TOTAL VALUE of this Work Order

LABORERS

J	J OT	J DT	J 2SHIFT	J 3SHIFT	J 3SHIFT OT	F	F OT	F 2SHIFT	F 3SHIFT	F 3SHIFT OT	Super	Super OT	Super DT	Super 2SHIFT	Super 3SHIFT OT	Super 3SHIFT	Super 1SHIFT OT
40.21	60.32	80.42	43.88	45.79	68.69	43.21	64.82	47.62	49.69	74.54	52.63	78.95	105.26	60.52	90.79	63.16	94.73

Base Rate

Union Fringes

Welfare	\$ 8.16	\$ 8.16	\$ 8.16	\$ 8.16	\$ 8.16	\$ 8.16	\$ 8.16	\$ 8.16	\$ 8.16	\$ 8.16	\$ 8.16	\$ 8.16	\$ 8.16	\$ 8.16	\$ 8.16	\$ 8.16	\$ 8.16	\$ 8.16
Pension	\$ 15.05	\$ 15.05	\$ 15.05	\$ 15.05	\$ 15.05	\$ 15.05	\$ 15.05	\$ 15.05	\$ 15.05	\$ 15.05	\$ 15.05	\$ 15.05	\$ 15.05	\$ 15.05	\$ 15.05	\$ 15.05	\$ 15.05	\$ 15.05
Annuly	\$ 2.00	\$ 2.00	\$ 2.00	\$ 2.00	\$ 2.00	\$ 2.00	\$ 2.00	\$ 2.00	\$ 2.00	\$ 2.00	\$ 2.00	\$ 2.00	\$ 2.00	\$ 2.00	\$ 2.00	\$ 2.00	\$ 2.00	\$ 2.00
Training & Ed	\$ 1.32	\$ 1.32	\$ 1.32	\$ 1.32	\$ 1.32	\$ 1.32	\$ 1.32	\$ 1.32	\$ 1.32	\$ 1.32	\$ 1.32	\$ 1.32	\$ 1.32	\$ 1.32	\$ 1.32	\$ 1.32	\$ 1.32	\$ 1.32
Health & Safety	\$ 0.10	\$ 0.10	\$ 0.10	\$ 0.10	\$ 0.10	\$ 0.10	\$ 0.10	\$ 0.10	\$ 0.10	\$ 0.10	\$ 0.10	\$ 0.10	\$ 0.10	\$ 0.10	\$ 0.10	\$ 0.10	\$ 0.10	\$ 0.10
190 LECET	\$ 0.05	\$ 0.05	\$ 0.05	\$ 0.05	\$ 0.05	\$ 0.05	\$ 0.05	\$ 0.05	\$ 0.05	\$ 0.05	\$ 0.05	\$ 0.05	\$ 0.05	\$ 0.05	\$ 0.05	\$ 0.05	\$ 0.05	\$ 0.05
LECET	\$ 0.15	\$ 0.15	\$ 0.15	\$ 0.15	\$ 0.15	\$ 0.15	\$ 0.15	\$ 0.15	\$ 0.15	\$ 0.15	\$ 0.15	\$ 0.15	\$ 0.15	\$ 0.15	\$ 0.15	\$ 0.15	\$ 0.15	\$ 0.15
CIAP	\$ 0.38	\$ 0.38	\$ 0.38	\$ 0.38	\$ 0.38	\$ 0.38	\$ 0.38	\$ 0.38	\$ 0.38	\$ 0.38	\$ 0.38	\$ 0.38	\$ 0.38	\$ 0.38	\$ 0.38	\$ 0.38	\$ 0.38	\$ 0.38
Total Fringe Benefits	\$ 27.21	\$ 27.21	\$ 27.21	\$ 27.21	\$ 27.21	\$ 27.21	\$ 27.21	\$ 27.21	\$ 27.21	\$ 27.21	\$ 27.21	\$ 27.21	\$ 27.21	\$ 27.21	\$ 27.21	\$ 27.21	\$ 27.21	\$ 27.21

Payroll Taxes & Insurances

SOC 6.20%	\$ 2.49	\$ 3.74	\$ 4.99	\$ 2.72	\$ 2.84	\$ 4.26	\$ 2.68	\$ 4.02	\$ 2.95	\$ 3.08	\$ 4.62	\$ 3.26	\$ 4.89	\$ 6.53	\$ 3.75	\$ 5.63	\$ 3.92	\$ 5.87
MED 1.45%	\$ 0.58	\$ 0.87	\$ 1.17	\$ 0.64	\$ 0.66	\$ 1.00	\$ 0.63	\$ 0.94	\$ 0.69	\$ 0.72	\$ 1.08	\$ 0.76	\$ 1.14	\$ 1.53	\$ 0.88	\$ 1.32	\$ 0.92	\$ 1.37
FUTA 1.00%	\$ 0.40	\$ 0.80	\$ 0.80	\$ 0.44	\$ 0.46	\$ 0.69	\$ 0.43	\$ 0.65	\$ 0.48	\$ 0.50	\$ 0.75	\$ 0.53	\$ 0.79	\$ 1.05	\$ 0.61	\$ 0.91	\$ 0.63	\$ 0.85
SUTA 9.90%	\$ 3.98	\$ 5.97	\$ 7.96	\$ 4.34	\$ 4.53	\$ 6.80	\$ 4.28	\$ 6.42	\$ 4.71	\$ 4.92	\$ 7.38	\$ 5.21	\$ 7.82	\$ 10.42	\$ 5.99	\$ 8.89	\$ 6.25	\$ 9.38
WC 15.50%	\$ 6.23	\$ 6.23	\$ 6.23	\$ 6.80	\$ 7.10	\$ 7.10	\$ 6.70	\$ 6.70	\$ 7.38	\$ 7.70	\$ 7.70	\$ 8.16	\$ 8.16	\$ 8.16	\$ 9.38	\$ 9.38	\$ 9.79	\$ 9.79
Vacation - F 1.92%							\$ 0.83	\$ 0.83	\$ 0.83	\$ 0.83	\$ 0.83	\$ 0.83	\$ 0.83	\$ 0.83	\$ 0.83	\$ 0.83	\$ 0.83	\$ 0.83
Vacation - S 3.84%											\$ 2.02	\$ 2.02	\$ 2.02	\$ 2.02	\$ 2.02	\$ 2.02	\$ 2.02	\$ 2.02
Total PR/Insurance	\$ 13.69	\$ 17.42	\$ 21.15	\$ 14.94	\$ 15.59	\$ 19.84	\$ 15.54	\$ 19.55	\$ 17.04	\$ 17.75	\$ 22.36	\$ 19.94	\$ 24.82	\$ 29.70	\$ 22.63	\$ 28.24	\$ 23.53	\$ 29.38

Total Fringe Benefits/PR/Ins

\$ 40.90	\$ 44.63	\$ 48.36	\$ 42.15	\$ 42.80	\$ 47.05	\$ 42.75	\$ 46.76	\$ 44.25	\$ 44.96	\$ 49.57	\$ 47.15	\$ 52.03	\$ 56.91	\$ 49.84	\$ 55.45	\$ 50.74	\$ 56.59
----------	----------	----------	----------	----------	----------	----------	----------	----------	----------	----------	----------	----------	----------	----------	----------	----------	----------

Overhead (Base Rate + Fringes + PR/Ins)	10%	\$ 8.11	\$ 10.49	\$ 12.88	\$ 8.60	\$ 8.86	\$ 11.57	\$ 8.60	\$ 11.16	\$ 9.19	\$ 9.46	\$ 12.41	\$ 9.98	\$ 13.10	\$ 16.22	\$ 11.04	\$ 14.62	\$ 11.39	\$ 15.13
Profit (Base Rate + Fringes + PR/Ins)	5%	\$ 4.06	\$ 5.25	\$ 6.44	\$ 4.30	\$ 4.43	\$ 5.79	\$ 4.30	\$ 5.58	\$ 4.59	\$ 4.73	\$ 6.21	\$ 4.99	\$ 6.55	\$ 8.11	\$ 5.52	\$ 7.31	\$ 5.69	\$ 7.57
Total OHP		\$ 12.17	\$ 15.74	\$ 19.32	\$ 12.90	\$ 13.29	\$ 17.36	\$ 12.89	\$ 16.74	\$ 13.78	\$ 14.20	\$ 18.62	\$ 14.97	\$ 19.65	\$ 24.33	\$ 16.55	\$ 21.94	\$ 17.08	\$ 22.70

***Grand Total (Base Rate+Total Fringes Benefits/PR/Ins+OHP)**

\$ 83.28	\$ 120.69	\$ 148.10	\$ 98.94	\$ 101.69	\$ 133.09	\$ 98.86	\$ 128.31	\$ 105.66	\$ 108.85	\$ 142.72	\$ 114.75	\$ 150.82	\$ 186.50	\$ 126.92	\$ 168.18	\$ 130.96	\$ 174.03
----------	-----------	-----------	----------	-----------	-----------	----------	-----------	-----------	-----------	-----------	-----------	-----------	-----------	-----------	-----------	-----------	-----------

Laborer Differential
Super Differential

Journeyman

\$27.41	\$54.84	\$5.66	\$8.60	\$39.81	\$5.58	\$35.03	\$12.38	\$15.57	\$49.44
---------	---------	--------	--------	---------	--------	---------	---------	---------	---------

Super

\$35.87	\$71.75	\$12.17	\$53.43	\$16.23	\$59.28
---------	---------	---------	---------	---------	---------

Foreman
\$29.45

\$81.11
CO
B164.95
CO

CARPENTERS

J	J - OT	J-2SHIFT	J-3SHIFT	J-3SHIFT - OT	F	F - OT	F-2SHIFT	F-3SHIFT	F-3SHIFT OT
36.38	54.57	40.02	41.84	62.76	43.21	64.82	42.77	44.71	67.07

Base Rate

Union Fringes

Health & Welfare	\$ 8.50	\$ 8.50	\$ 8.50	\$ 8.50	\$ 8.50	\$ 8.50	\$ 8.50	\$ 8.50	\$ 8.50	\$ 8.50
Pension	\$ 11.75	\$ 11.75	\$ 11.75	\$ 11.75	\$ 11.75	\$ 11.75	\$ 11.75	\$ 11.75	\$ 11.75	\$ 11.75
Annuity	\$ 2.00	\$ 2.00	\$ 2.00	\$ 2.00	\$ 2.00	\$ 2.00	\$ 2.00	\$ 2.00	\$ 2.00	\$ 2.00
App Training	\$ 0.75	\$ 0.75	\$ 0.75	\$ 0.75	\$ 0.75	\$ 0.75	\$ 0.75	\$ 0.75	\$ 0.75	\$ 0.75
Admin & Safety	\$ 0.36	\$ 0.36	\$ 0.36	\$ 0.36	\$ 0.36	\$ 0.36	\$ 0.36	\$ 0.36	\$ 0.36	\$ 0.36
CITF	\$ 0.15	\$ 0.15	\$ 0.15	\$ 0.15	\$ 0.15	\$ 0.15	\$ 0.15	\$ 0.15	\$ 0.15	\$ 0.15
Labor Mgmt	\$ 0.15	\$ 0.15	\$ 0.15	\$ 0.15	\$ 0.15	\$ 0.15	\$ 0.15	\$ 0.15	\$ 0.15	\$ 0.15
HRA	\$ 1.50	\$ 1.50	\$ 1.50	\$ 1.50	\$ 1.50	\$ 1.50	\$ 1.50	\$ 1.50	\$ 1.50	\$ 1.50
Total Fringe Benefits	\$ 25.16	\$ 25.16	\$ 25.16	\$ 25.16	\$ 25.16	\$ 25.16	\$ 25.16	\$ 25.16	\$ 25.16	\$ 25.16

Payroll Taxes, Ins & Other

SOC 6.20%	\$ 2.26	\$ 3.38	\$ 2.48	\$ 2.59	\$ 3.89	\$ 2.68	\$ 4.02	\$ 2.65	\$ 2.77	\$ 4.16
MED 1.45%	\$ 0.53	\$ 0.79	\$ 0.58	\$ 0.61	\$ 0.91	\$ 0.63	\$ 0.94	\$ 0.62	\$ 0.65	\$ 0.97
FUTA 1.00%	\$ 0.36	\$ 0.55	\$ 0.40	\$ 0.42	\$ 0.63	\$ 0.43	\$ 0.65	\$ 0.43	\$ 0.45	\$ 0.67
SUTA 9.90%	\$ 3.60	\$ 5.40	\$ 3.96	\$ 4.14	\$ 6.21	\$ 4.28	\$ 6.42	\$ 4.23	\$ 4.43	\$ 6.64
WC 15.50%	\$ 5.64	\$ 5.64	\$ 6.20	\$ 6.49	\$ 6.49	\$ 6.70	\$ 6.70	\$ 6.63	\$ 6.93	\$ 6.93
Vacation - F 1.92%						\$ 0.83	\$ 0.83	\$ 0.83	\$ 0.83	\$ 0.83
Total PR/Insurance	\$ 12.39	\$ 15.76	\$ 13.63	\$ 14.25	\$ 18.13	\$ 15.54	\$ 19.55	\$ 15.39	\$ 16.05	\$ 20.20

Total Fringe Benefits/PR/Ins

	\$ 37.55	\$ 40.92	\$ 38.79	\$ 39.41	\$ 43.29	\$ 40.70	\$ 44.71	\$ 40.55	\$ 41.21	\$ 45.36
--	----------	----------	----------	----------	----------	----------	----------	----------	----------	----------

Overhead (Base Rate + Fringes + PR/Ins) 10%	\$ 7.39	\$ 9.55	\$ 7.88	\$ 8.12	\$ 10.60	\$ 8.39	\$ 10.95	\$ 8.33	\$ 8.59	\$ 11.24
Profit (Base Rate + Fringes + PR/Ins) 5%	\$ 3.70	\$ 4.77	\$ 3.94	\$ 4.06	\$ 5.30	\$ 4.20	\$ 5.48	\$ 4.17	\$ 4.30	\$ 5.62
Total OHP	\$ 11.09	\$ 14.32	\$ 11.82	\$ 12.19	\$ 15.91	\$ 12.59	\$ 16.43	\$ 12.50	\$ 12.89	\$ 16.86

***Grand Total (Base Rate+Total Fringes Benefits/PR/Ins+OHP)**

	\$ 85.02	\$ 109.82	\$ 90.63	\$ 93.43	\$ 121.95	\$ 96.50	\$ 125.95	\$ 95.82	\$ 98.81	\$ 129.29
--	----------	-----------	----------	----------	-----------	----------	-----------	----------	----------	-----------

Rate Differential

Journeyman	\$24.80	\$5.61	\$8.41	\$36.93	\$11.48	\$40.93	\$10.80	\$13.79	\$44.27
Foreman	\$29.45								

#73.93

+B2 1/26

Raise

#75.93

#85.91

Co

WHITE CAP®

White Cap, L.P.
PO Box 4944
Orlando, FL 32802-4944

PCO-423 Rec'd TCCo 02.23.26 **INVOICE**

BRANCH ADDRESS
513 - ALBANY NY
(518) 438-3976
17 COMMERCIAL AVENUE
ALBANY NY 12205
ALBANY

INVOICE NUMBER
50035084824
INVOICE DATE
01/20/2026
CUSTOMER PO NUMBER
23-114

TO VIEW AND PAY ONLINE GO TO:
http://whitecap.billtrust.com
ENROLLMENT TOKEN:
GPK TSM RHP

ACCOUNT # 10000216184

TERRITORY:
SHIP TO: 10004724043

MLB CONSTRUCTION SERVICES LLC
ONE STONE BREAK ROAD
MALTA NY 12020

JOB# 110 ALBANY AIRPORT
737 ALBANY SHAKER ROAD
ALBANY NY 12211

MAKE CHECKS PAYABLE TO:
White Cap, L.P. P.O. Box 4852 ORLANDO, FL 32802-4852

ORDER DATE	ORDER NO.	ORDERED BY	ACCOUNT MANAGER	TAKEN BY
01/20/2026	70594412	TUCKER COUCH	JARVIS, BRYAN L	STEVER, CHRIS M
BRANCH	ACCT JOB NO.	TERMS	SHIP VIA / ROUTING	CUSTOMER JOB NO.
513	10004724043	NET 30 DAYS	5. WALK IN	JOB 110 ALBANY

LINE	PART NUMBER	DESCRIPTION	QTY ORD	UNIT PRICE	QTY BKO	QTY SHP	EXTENDED PRICE	TAX AMT
0	HDRDESC DELIVERY TAG#: 38567523	1	0	0	1	0.00	
1	11334C	3/4" WOOD CHAMFER SOLD PER FT	60	0.1783 FT	0	60	10.70	0.86

*EXTRA #25
CODE 03250*

The White Cap Family of Brands includes All-Tex Waterproofing Solutions, Crimson Steel Supply, Harmac, Kenseal, National Ladder & Scaffold, Marvel Building & Masonry Supply, MASONPRO, Site Supply, Williams Equipment & Supply, Valley Supply Co, and Diamond Tool. Learn more at About.WhiteCap.com

Pay your invoices online by visiting: <https://whitecap.billtrust.com>

Sales Tax Exemption Questions or Certificates: TaxExemptCredit@whitecap.com

THESE ITEMS ARE CONTROLLED BY THE U.S. GOVERNMENT AND AUTHORIZED FOR EXPORT ONLY TO THE COUNTRY OF ULTIMATE DESTINATION FOR USE BY THE ULTIMATE CONSIGNEE OR END-USER(S) HEREIN IDENTIFIED. THEY MAY NOT BE RESOLD, TRANSFERRED OR OTHERWISE DISPOSED OF TO ANY OTHER COUNTRY OR ANY PERSON OTHER THAN THE AUTHORIZED ULTIMATE CONSIGNEE OR END-USER(S), EITHER IN THEIR ORIGINAL FORM OR AFTER BEING INCORPORATED INTO

For questions regarding this invoice please call (866) 604-0040

NO REFUNDS OR EXCHANGES ON NON STOCK MERCHANDISE
Visit <https://www.whitecap.com/terms/terms-conditions-of-sale-terms> to view complete terms and conditions.

TOTAL GROSS	10.70
TOTAL TAX	0.86
TOTAL SHIPPING AND HANDLING	0.00
TOTAL INVOICE	11.56

RECEIVED BY: TUCKER COUCH

SIGNATURE COPY ON FILE

Y6
GI

WHITE CAP®

White Cap, L.P.
PO Box 4944
Orlando, FL 32802-4944

Sales Tax Coded
by Accounting

Karen Liffie
2/4/2026 2:27:23 PM

BRANCH ADDRESS
513 - ALBANY NY
(518) 438-3976
17 COMMERCIAL AVENUE
ALBANY NY 12205
ALBANY

INVOICE
604-423 Rec'd TCCo 02.23.26

INVOICE NUMBER
50035043182
INVOICE DATE
01/16/2026
CUSTOMER PO NUMBER
AIRPORT

TO VIEW AND PAY ONLINE GO TO:
http://whitecap.billtrust.com
ENROLLMENT TOKEN:
GPK TSM RHP

ACCOUNT # 10000216184

TERRITORY:
SHIP TO: 10005052615

MAKE CHECKS PAYABLE TO:
White Cap, L.P. P.O. Box 4852 ORLANDO, FL 32802-4852

MLB CONSTRUCTION SERVICES LLC
ONE STONE BREAK ROAD
MALTA NY 12020

RMEV ALBANY AIRPORT EXP
737 ALBANY SHAKER RD
ALBANY NY 12211

ORDER DATE	ORDER NO.	ORDERED BY	ACCOUNT MANAGER	TAKEN BY
01/15/2026	70522117	TUCKER COUCH	JARVIS, BRYAN L	MAXWELL, DARRYL
BRANCH	ACCT JOB NO.	TERMS	SHIP VIA / ROUTING	CUSTOMER JOB NO.
513	10005052615	NET 30 DAYS	6. OUR TRUCK MULTIPLE DELIVERY	RMEV ALBANY

LINE	PART NUMBER	DESCRIPTION	QTY ORD	UNIT PRICE	QTY BKO	QTY SHP	EXTENDED PRICE	TAX AMT
0	HDRDESC DELIVERY TAG#: 38506846	1	0	0	1	0.00	
1	227HSCM805K	80LB BAG 5000 PSI CONCRETE MIX QUIKRETE	210	10.25 BAG	0	210	2,152.50	172.20

EXTRA #25
CODE 03-300
(CD)

The White Cap Family of Brands includes All-Tex Waterproofing Solutions, Harmac, Kenseal, Marvel Building & Masonry Supply, MASONPRO, Williams Equipment & Supply, Valley Supply Co, and Diamond Tool. Learn more at About.WhiteCap.com

Pay your invoices online by visiting: <https://whitecap.billtrust.com>

Sales Tax Exemption Questions or Certificates: TaxExemptCredit@whitecap.com

THESE ITEMS ARE CONTROLLED BY THE U.S. GOVERNMENT AND AUTHORIZED FOR EXPORT ONLY TO THE COUNTRY OF ULTIMATE DESTINATION FOR USE BY THE ULTIMATE CONSIGNEE OR END-USER(S) HEREIN IDENTIFIED. THEY MAY NOT BE RESOLD, TRANSFERRED OR OTHERWISE DISPOSED OF TO ANY OTHER COUNTRY OR ANY PERSON OTHER THAN THE AUTHORIZED ULTIMATE CONSIGNEE OR END-USER(S), EITHER IN THEIR ORIGINAL FORM OR AFTER BEING INCORPORATED INTO OTHER ITEMS, WITHOUT FIRST OBTAINING APPROVAL FROM THE U.S. GOVERNMENT OR AS OTHERWISE AUTHORIZED BY U.S. LAW AND REGULATIONS.

For questions regarding this invoice please call (866) 604-0040

NO REFUNDS OR EXCHANGES ON NON STOCK MERCHANDISE
Visit <https://www.whitecap.com/terms/terms-conditions-of-sale-terms> to view complete terms and conditions.

TOTAL GROSS	2,152.50
TOTAL TAX	172.20
TOTAL SHIPPING AND HANDLING	0.00
TOTAL INVOICE	2,324.70

RECEIVED BY: TUCKER

SIGNATURE COPY ON FILE

Craig Dittl

From: Michael Reverdatto <mreverdatto@jwdanforth.com>
Sent: Friday, February 20, 2026 11:32 AM
To: Craig Dittl; Jay Larson
Cc: Jeffrey Lino
Subject: RE: Albany Airport Expansion, BP-4: ASI-153 Pricing

Craig, see comments below in red.

Regards,

Michael Reverdatto
Project Manager
John W. Danforth Company
5 Liebich Lane
Halfmoon, NY 12065
P: (518) 400-1600 | C: (518) 407-7805
5 Liebich Lane, Halfmoon, NY 12065

** INCLUDED FOR REFERENCE*
(5)



An EMCOR Company

From: Craig Dittl <cdittl@mlbind.com>
Sent: Wednesday, February 18, 2026 11:59 AM
To: Michael Reverdatto <mreverdatto@jwdanforth.com>; Jay Larson <jlarson@jwdanforth.com>
Cc: Jeffrey Lino <jlino@mlbind.com>
Subject: Albany Airport Expansion, BP-4: ASI-153 Pricing

This Message Is From an External Sender
This message originated outside your organization.

Gents – trying to get this one in, couple questions I can see coming back my way so I want to ask them now. If you can get me these answers in the next day or so, I'm really pushing to get this one on March for you.

- Sheet Metal
 - I want to make sure I understand/am not missing something. You only have \$150 of material but it's looking like 3 full days of shop labor. Do those two align correctly? **Yes we did a takeoff here. Large ductwork takes longer to build is all.**
 - Overall labor doesn't seem unreasonable...basically 2 guys for a day and a half with Josh overseeing. No comments here.

- Hydronic Side
 - Am I missing the quote for the suction diffusers? **Very last page of the document. If you don't have it I can send it over.**

We are pleased to quote the following:
(2)HH-3X suction diffusers
(2)A90883 support feed
YOUR COST = \$ 5,500.00 (total for both)

- We've had so many changes here, I want to understand the change in-full. For your credit, you basically planned to remove the old pipes and slide the new pumps in? Is that why there is such a large delta between the two? I don't believe the base bid plans ever called for any re-working of the piping. Please clarify/confirm. **There was no detail provided so yes originally the estimate was to demo the drops, slide in pumps and install new drops. With the details/ added specialties we had to cut into the overhead piping to gain the space needed for the extra SD's CV's etc...**
- I want to confirm that what Jon is ultimately going to do, he walked with the engineer (which I believe to be the case). And I say that from a standpoint of what I'd prefer to do upon submission of the cost is to tell Turner that Aaron of CHA should be the one reviewing the take-off in lieu of some independent estimate. If the engineer is confirming quantities, then there isn't much to discuss with your MCA outputs. **Yes correct, this was walked multiple times by Jon & Aaron + Aaron consulted with our pump vendor FPL. Everything was agreed upon by all parties before the NOC/ ASI was published.**
- What about insulation? Are you guys going to need to re-insulate any of this stuff or can you patch together what is/was there? **Insulation was owed originally, there will be some patch work we didn't think about until recently but we doubt it'll be more than \$200-\$300. Should we try to include this or can we work out a T&M for when the time comes?**

PUMPS

*L> # 250 ADDED TO MATERIALS
BY MLB
(CD)*

Thanks

Craig Dittl, Senior Project Manager
MLB Construction Services, LLC



Over 75 Years of Construction Excellence

1 Stonebreak Road Malta, NY 12020
P: 518.289.1371 EXT. 146 C: 518.450.9774
www.mlbconstructionservices.com

Proud Members Of:



ASSOCIATED GENERAL CONTRACTORS NEW YORK STATE



CAUTION: This email originated outside of Danforth. Be cautious when opening attachments or clicking links--verify with the sender via a known phone number before proceeding. **Remember: Security is up to us!**

This message is for the named person's use only. It may contain confidential, proprietary or legally privileged information. No confidentiality or privilege is waived or lost by any mistransmission. If you receive this message in error, please immediately delete it and all copies of it from your system, destroy any hard copies of it and notify the sender. You must not, directly or indirectly, use, disclose, distribute, print, or copy any part of this message if you are not the intended recipient.

PCO-423 Rec'd TCCo 02.23.26
CHANGE ORDER REQUEST
58.1



Title: NOC #230 ASI-153 Chiller Room Revisions
Project Name: Albany Airport Terminal Expansion
Project Address: 737 Albany Shaker Road
 Albany, NY 12211
COR Date: 01/28/2026
John W Danforth Company Job Number: 90272-100
Customer Job Number:
Customer Reference Number:

Our Information

John W Danforth Company
 300 Colvin Woods Parkway
 Tonawanda, NY 14150
Phone: (716)-955-0035

Customer Information

MLB Construction Services
 1 Stonebreak Road
 Ballston Spa, NY 12020
Phone: (518)-289-1371

Description of Change Order Request

- MD-120: Re-routng of exhaust duct providing equipment maintenance/walkway clearance.
- MD-220: added verbiage for removing concrete housekeeping pads and relocating chemical feeder
- M-321: Relocation of exhaust ductwork, Relocation of ¾" cooling tower piping attached to relocated exhaust duct.
- M-322: New Drawing - Modification of chilled water piping from existing mains to new pumps including replacement of pipe elbows, butterfly valves, flex connectors, pressure gauges. Removal of (2) 4" concrete housekeeping pads and install of new 4" concrete housekeeping pad to accommodate larger inertia bases and chilled water pumps. Relocate and install existing chemical feeder to new piping configuration adding new piping, ball valves, pressure gauge.

Labor

Description	Qty (HR)	Unit (HR)	Rate (HR)	Total Cost
Local 83 Journeyman	24.00	ST	\$99.18	\$2,380.32
Local 83 Foreman	8.00	ST	\$102.01	\$816.08
Local 83 Journeyman--SHOP	24.00	ST	\$99.18	\$2,380.32
Local 7 Journeyman	183.00	ST	\$111.16	\$20,342.28
Local 7 Foreman	183.00	ST	\$114.35	\$20,926.05
Local 7 Journeyman-Deduct for Base Scope	-40.00	ST	\$111.16	-\$4,446.40
Local 7 Foreman-Deduct for Base Scope	-20.00	ST	\$114.35	-\$2,287.00
Hours Subtotals: ST: 362.00			Total Labor:	\$40,111.65

Material

Description	Qty of Material	Unit of Measure	Rate	Total Cost
8" Suction Diffusers	2.00	ea	\$2,750.00	\$5,500.00
Materials from Ferguson	1.00	lot	\$18,663.00	\$18,663.00
8x6 reducing 90s	2.00	ea	\$1,205.89	\$2,411.78
SEF Flex Connections	4.00	ea	\$1,625.00	\$6,500.00
Tin Shop Materials	1.00	lot	\$150.00	\$150.00
			Total Material:	\$33,224.78

+ 250
433,474.78



Subtotal		\$73,336.43
Tax Rate (Materials)	0.000%	73,586.43 \$0.00
Mark Up Rate (Subtotal)	10.000%	\$7,333.64 7358.1
Requested Total		-\$80,670.07

\$80,945.07

CD

Terms & Conditions

Exclusions to include :Retention; unforeseen conditions; roofing work of any kind; cleanup; dumpsters; painting; temporary facilities of any kind; any design calculations or PE stamp; full time on-site safety rep; sales tax; bonding or special insurances of any kind; concrete cutting or concrete work of any kind; cut & patch of any kind; grouting; electrical/power wiring of any kind; controls wiring; environmental remediation; excavation/backfilling; dewatering; chemical/mechanical pipe cleaning; flushing/drainage/refilling/venting of systems; instructions to operating personnel; operational tests; valve tagging; equipment/system identification; shop drawings; as-built drawings; escutcheons; caulking; reconditioning and cleaning of owner equipment or material; shoring/tamping; labor to perform x-ray quality welding; schedule update; any work that is not explicitly called out in scope of work description above.

This change proposal covers only the direct costs associated with the change order work described above. The contractor expressly reserves the right to submit, at a later date, added costs and/or time extension requests attendant to this modification arising from, but not limited to: extended field and home office overhead, labor and equipment inefficiencies, disruptions, cumulative impacts, impacts to the critical path and related delay costs, schedule resequencing and/or overtime and acceleration.

We reserve the right to modify this estimate, if additional work not covered by this proposal is required.

Unless noted otherwise, it is anticipated that all work required by this change will be done on a straight time basis. Overtime work, if required, will be billed as an additional item.

This proposal is for acceptance within 20 days and is subject to escalation thereafter.

Please advise as soon as possible if we are to proceed. We will not proceed without formal written change order, per contract terms.

ACCEPTANCE OF PROPOSAL: The above prices, specifications, and conditions are satisfactory and are hereby accepted. John W. Danforth Company is authorized to do the work as indicated. Payment will be made as outlined above. The conditions of the proposal above stand good for 30 days. Pricing is based on conditions at time of bid. Danforth reserves its right for an adjustment in contract time, price, or both, due to changing conditions relating, but not limited to COVID-19, or any pandemic, epidemic, disease outbreak, or conflict; or any governmental regulations that are enacted after this date that may impact project cost.

J. W. Danforth

Recap with Total Cost

Project Name: Alb Airport Jays List

Bid ID: JDC

Report Time: 1/27/2026 4:37 PM

Profile Name: Standard

Labor Book: JWD Labor + Test

Scoped By: Base Bid;

J. W. Danforth
Recap with Total Cost

There were 2 calculation messages.

Project Name: Alb Airport Jays List

Page: 1 of 7

Bid ID: JDC

Report Time: 1/27/26 4:37 PM

Data Calculated: 1/27/2026 4:36:29 PM

Base Bid;

Pipe

Carbon Steel - Grooved End Black Sch 40 - Grooved

Material Multiplier: P1000 - Steel Pipe - Black, Grooved - 1.00

Item	Size	Quantity	Unit Lab Hr	Total Hrs	Labor Cost	Total Cost
A53 ERW						
6		2	0.34	1	0	154
8		3	0.42	1	0	351
Carbon Steel - Grooved End Black Sch 40 -						
		<u>5</u>		<u>2</u>	<u>0</u>	<u>504</u>

Copper - Type L - CuProPr

Material Multiplier: P2200 - Copper Tube - Hard - 1.00

Item	Size	Quantity	Unit Lab Hr	Total Hrs	Labor Cost	Total Cost
Hard Tube						
3/4		100	0.06	6	0	1,172
Copper - Type L - CuProPr Totals:						
		<u>100</u>		<u>6</u>	<u>0</u>	<u>1,172</u>

Pipe Totals:		<u>105</u>		<u>8</u>	<u>0</u>	<u>1,676</u>
---------------------	--	------------	--	----------	----------	--------------

Nipples

Carbon Steel - Threaded, Black Std - Thread

Material Multiplier: N1120 - Carbon Steel Nipples - Welded - 1.00

Item	Size	Quantity	Unit Lab Hr	Total Hrs	Labor Cost	Total Cost
Welded						
1/2		8	0.05	0	0	53
3/4		4	0.05	0	0	33
Carbon Steel - Threaded, Black Std - Thread						
		<u>12</u>		<u>1</u>	<u>0</u>	<u>86</u>

Nipples Totals:		<u>12</u>		<u>1</u>	<u>0</u>	<u>86</u>
------------------------	--	-----------	--	----------	----------	-----------

Fittings

Carbon Steel - Branch Outlets 3000# - ButtWld

Material Multiplier: B1000 - Branch Outlets - Carbon Steel - 1.00

Item	Size	Quantity	Unit Lab Hr	Total Hrs	Labor Cost	Total Cost
Thread-O-Let						
8x3/4		8	1.52	12	0	121
Carbon Steel - Branch Outlets 3000# - Butt\						
		<u>8</u>		<u>12</u>	<u>0</u>	<u>121</u>

J. W. Danforth
Recap with Total Cost

There were 2 calculation messages.

Project Name: Alb Airport Jays List

Page: 2 of 7

Bid ID: JDC

Report Time: 1/27/26 4:37 PM

Data Calculated: 1/27/2026 4:36:29 PM

Base Bid;

Fittings

Carbon Steel - Butt Weld, Std Wt - ButtWld

Material Multiplier: F1000 - Carbon Steel ButtWeld Fittings - 1.00

<u>Item</u>	<u>Size</u>	<u>Quantity</u>	<u>Unit Lab Hr</u>	<u>Total Hrs</u>	<u>Labor Cost</u>	<u>Total Cost</u>
45 Deg Elbow LR	8	2	7.76	16	0	1,328
Carbon Steel - Butt Weld, Std Wt - ButtWI		<u>2</u>		<u>16</u>	<u>0</u>	<u>1,328</u>

Cast Iron - Threaded, Black Class 125 - Thread

Material Multiplier: F1500 - Cast Iron Fittings & Flanges - 1.00

<u>Item</u>	<u>Size</u>	<u>Quantity</u>	<u>Unit Lab Hr</u>	<u>Total Hrs</u>	<u>Labor Cost</u>	<u>Total Cost</u>
Hex Bushing	3/4x1/2	4	0.20	1	0	65
Cast Iron - Threaded, Black Class 125 - T		<u>4</u>		<u>1</u>	<u>0</u>	<u>65</u>

Copper - ProPress - CuProPr

Material Multiplier: F2725 - Copper ProPress Fittings & Flanges - 1.00

<u>Item</u>	<u>Size</u>	<u>Quantity</u>	<u>Unit Lab Hr</u>	<u>Total Hrs</u>	<u>Labor Cost</u>	<u>Total Cost</u>
Coupling w/Stop	3/4	4	0.16	1	0	40
Male Adapter	3/4	4	0.11	0	0	30
Copper - ProPress - CuProPr Totals:		<u>8</u>		<u>1</u>	<u>0</u>	<u>70</u>

Malleable Iron - Grooved, Painted - Grooved

Material Multiplier: F1200 - Grooved Fittings - 1.00

<u>Item</u>	<u>Size</u>	<u>Quantity</u>	<u>Unit Lab Hr</u>	<u>Total Hrs</u>	<u>Labor Cost</u>	<u>Total Cost</u>
45 Deg Elbow	8	4	3.53	14	0	9,072
90 Deg Elbow	8	2	3.99	8	0	4,536
Reducer-Concentric	8x6	2	2.80	6	0	2,847
Material Multiplier: F1230 - Grooved C						
<u>Item</u>	<u>Size</u>	<u>Quantity</u>	<u>Unit Lab Hr</u>	<u>Total Hrs</u>	<u>Labor Cost</u>	<u>Total Cost</u>
Coupling #07	6	2	0.18	0	0	1,263
	8	28	0.27	8	0	27,706
Malleable Iron - Grooved, Painted - Gro		<u>38</u>		<u>36</u>	<u>0</u>	<u>45,424</u>

J. W. Danforth
Recap with Total Cost

There were 2 calculation messages.

Project Name: Alb Airport Jays List

Page: 3 of 7

Bid ID: JDC

Report Time: 1/27/26 4:37 PM

Data Calculated: 1/27/2026 4:36:29 PM

Base Bid;

Fittings

Malleable Iron - Threaded, Black Class 150 - Thread

Material Multiplier: F1400 - Malleable Iron Fittings - 1.00

<u>Item</u>	<u>Size</u>	<u>Quantity</u>	<u>Unit Lab Hr</u>	<u>Total Hrs</u>	<u>Labor Cost</u>	<u>Total Cost</u>
90 Deg Elbow						
	1/2	4	0.51	2	0	40
Malleable Iron - Threaded, Black Class 150						
		<u>4</u>		<u>2</u>	<u>0</u>	<u>40</u>
Fittings Totals:		<u>64</u>		<u>67</u>	<u>0</u>	<u>47,048</u>

Flanges

Carbon Steel - Raised Face, 150 Weldbend - Flanged

Material Multiplier: L1130 - Carbon Steel Flanges - Weldbend - 1.00

<u>Item</u>	<u>Size</u>	<u>Quantity</u>	<u>Unit Lab Hr</u>	<u>Total Hrs</u>	<u>Labor Cost</u>	<u>Total Cost</u>
Slip-on						
	8	8	5.12	41	0	1,120
Weldneck Sch 40						
	6	2	4.28	9	0	218
	8	27	5.30	143	0	5,188
Carbon Steel - Raised Face, 150 Weldbend						
		<u>37</u>		<u>193</u>	<u>0</u>	<u>6,526</u>

Malleable Iron - Grooved Flange Adapters - MIGrv

Material Multiplier: L1200 - Grooved Flanges - 1.00

<u>Item</u>	<u>Size</u>	<u>Quantity</u>	<u>Unit Lab Hr</u>	<u>Total Hrs</u>	<u>Labor Cost</u>	<u>Total Cost</u>
150# 741 Victaulic						
	8	2	0.30	1	0	3,436
Malleable Iron - Grooved Flange Adapte						
		<u>2</u>		<u>1</u>	<u>0</u>	<u>3,436</u>
Flanges Totals:		<u>39</u>		<u>193</u>	<u>0</u>	<u>9,962</u>

Valves

Bronze Thd/Flg/Grv - Ball 2PC SP SST Thd - Thread

Material Multiplier: VLS - APOLLO - Apollo - Conbraco Valves - 1.00

<u>Item</u>	<u>Size</u>	<u>Quantity</u>	<u>Unit Lab Hr</u>	<u>Total Hrs</u>	<u>Labor Cost</u>	<u>Total Cost</u>
150# 70-140 Apollo						
	1/2		0.51	2	0	240
	3/4		0.71	3	0	444

J. W. Danforth
Recap with Total Cost

There were 2 calculation messages.

Project Name: Alb Airport Jays List

Page: 4 of 7

Bid ID: JDC

Report Time: 1/27/26 4:37 PM

Data Calculated: 1/27/2026 4:36:29 PM

Base Bid;

Valves

Bronze Thd/Flg/Grv - Ball 2PC SP SST Thd - Thread

Bronze Thd/Flg/Grv - Ball 2PC SP SST Thd - Thread Totals:

8	684	5	0	684
---	-----	---	---	-----

Cast Iron - Swing Check Flg - Flanged

Material Multiplier: VLS - MILWAUKEE - Milwaukee Valves - 1.00

<u>Item</u>	<u>Size</u>	<u>Quantity</u>	<u>Unit Lab Hr</u>	<u>Total Hrs</u>	<u>Labor Cost</u>	<u>Total Cost</u>
125# F-2974-M						
8		2	5.62	11	0	29,023

Cast Iron - Swing Check Flg - Flanged To

2	11	0	29,023
---	----	---	--------

Ductile Iron - Lug Butterfly, Gear Operated - Flanged

Material Multiplier: VLS - MILWAUKEE - Milwaukee Valves - 1.00

<u>Item</u>	<u>Size</u>	<u>Quantity</u>	<u>Unit Lab Hr</u>	<u>Total Hrs</u>	<u>Labor Cost</u>	<u>Total Cost</u>
Milwaukee ML333E						
8		4	3.03	12	0	15,981

Ductile Iron - Lug Butterfly, Gear Opera

4	12	0	15,981
---	----	---	--------

Valves Totals:	14	28	0	45,687
-----------------------	----	----	---	--------

Flex Conn'

Stainless Steel - Flanged - Flanged

Material Multiplier: FLEX - Flex Connectors - 1.00

<u>Item</u>	<u>Size</u>	<u>Quantity</u>	<u>Unit Lab Hr</u>	<u>Total Hrs</u>	<u>Labor Cost</u>	<u>Total Cost</u>
Flg Flex Conn						
8		4	3.11	12	0	1,048

Stainless Steel - Flanged - Flanged Totals:

4	12	0	1,048
---	----	---	-------

Flex Conn' Totals:	4	12	0	1,048
---------------------------	---	----	---	-------

HVAC Equipment

- Pump Accessories -

Material Multiplier: Net - Net - 1.00

<u>Item</u>	<u>Size</u>	<u>Quantity</u>	<u>Unit Lab Hr</u>	<u>Total Hrs</u>	<u>Labor Cost</u>	<u>Total Cost</u>
Suction Diff-Flg*						
8		2	8.06	16	0	10,000

J. W. Danforth
Recap with Total Cost

There were 2 calculation messages.

Project Name: Alb Airport Jays List

Page: 5 of 7

Bid ID: JDC

Report Time: 1/27/26 4:37 PM

Data Calculated: 1/27/2026 4:36:29 PM

Base Bid;

HVAC Equipment

- Pump Accessories -

- Pump Accessories - Totals:

	<u>2</u>	<u>16</u>	<u>0</u>	<u>10,000</u>
HVAC Equipment Totals:	<u>2</u>	<u>16</u>	<u>0</u>	<u>10,000</u>

JWD Specialties

- Pressure -

Material Multiplier: XSPEC - Specialties - Net - 1.00

<u>Item</u>	<u>Size</u>	<u>Quantity</u>	<u>Unit Lab Hr</u>	<u>Total Hrs</u>	<u>Labor Cost</u>	<u>Total Cost</u>
Gauge & Access						
Pres Gauge(1%), 7		4	1.25	5	0	147
Pres Snubber-Br, 1		4	0.16	1	0	12
- Pressure - Totals:		<u>8</u>		<u>6</u>	<u>0</u>	<u>159</u>
JWD Specialties Totals:		<u>8</u>		<u>6</u>	<u>0</u>	<u>159</u>

Misc. Consumables

- B&G Sets -

Material Multiplier: XNET - Net Material Price - 1.00

<u>Item</u>	<u>Size</u>	<u>Quantity</u>	<u>Unit Lab Hr</u>	<u>Total Hrs</u>	<u>Labor Cost</u>	<u>Total Cost</u>
B & G Set 150#						
8		16	0.00	0	0	161
- B&G Sets - Totals:		<u>16</u>		<u>0</u>	<u>0</u>	<u>161</u>

- B&G Sets with Labor -

Material Multiplier: XNET - Net Material Price - 1.00

<u>Item</u>	<u>Size</u>	<u>Quantity</u>	<u>Unit Lab Hr</u>	<u>Total Hrs</u>	<u>Labor Cost</u>	<u>Total Cost</u>
Gar 3000, TFE Studs						
6		2	1.50	3	0	45
8		22	1.50	33	0	526
- B&G Sets with Labor - Totals:		<u>24</u>		<u>36</u>	<u>0</u>	<u>571</u>

- Copper Joints -

Material Multiplier: XNET2 - Additional Net Material Multiplier - 1.00

<u>Item</u>	<u>Size</u>	<u>Quantity</u>	<u>Unit Lab Hr</u>	<u>Total Hrs</u>	<u>Labor Cost</u>	<u>Total Cost</u>
ProPress						
3/4		16	0.00	0	0	0

J. W. Danforth
Recap with Total Cost

There were 2 calculation messages.

Project Name: Alb Airport Jays List

Page: 6 of 7

Bid ID: JDC

Report Time: 1/27/26 4:37 PM

Data Calculated: 1/27/2026 4:36:29 PM

Base Bid;

Misc. Consumables

- Copper Joints -

- Copper Joints - Totals:

<u>16</u>	<u>0</u>	<u>0</u>	<u>0</u>
-----------	----------	----------	----------

- Copper Joints Silicone Lube -

Material Multiplier: XNET2 - Additional Net Material Multiplier - 1.00

<u>Item</u>	<u>Size</u>	<u>Quantity</u>	<u>Unit Lab Hr</u>	<u>Total Hrs</u>	<u>Labor Cost</u>	<u>Total Cost</u>
Silicone Lube						
Seal Lubricant		0	0.00	0	0	0

- Copper Joints Silicone Lube - Totals:

<u>0</u>	<u>0</u>	<u>0</u>	<u>0</u>
----------	----------	----------	----------

- CS Joints CS Threaded Joint -

Material Multiplier: XNET2 - Additional Net Material Multiplier - 1.00

<u>Item</u>	<u>Size</u>	<u>Quantity</u>	<u>Unit Lab Hr</u>	<u>Total Hrs</u>	<u>Labor Cost</u>	<u>Total Cost</u>
CS Threaded Joint						
Cutting Oil		0	0.00	0	0	1
Joint Compound		0	0.00	0	0	7

- CS Joints CS Threaded Joint - Totals:

<u>0</u>	<u>0</u>	<u>0</u>	<u>8</u>
----------	----------	----------	----------

- CS Joints Vic Lube -

Material Multiplier: XNET2 - Additional Net Material Multiplier - 1.00

<u>Item</u>	<u>Size</u>	<u>Quantity</u>	<u>Unit Lab Hr</u>	<u>Total Hrs</u>	<u>Labor Cost</u>	<u>Total Cost</u>
Vic Lube						
Victaulic Lube		0	0.00	0	0	20

- CS Joints Vic Lube - Totals:

<u>0</u>	<u>0</u>	<u>0</u>	<u>20</u>
----------	----------	----------	-----------

- Welding -

Material Multiplier: XNET2 - Additional Net Material Multiplier - 1.00

<u>Item</u>	<u>Size</u>	<u>Quantity</u>	<u>Unit Lab Hr</u>	<u>Total Hrs</u>	<u>Labor Cost</u>	<u>Total Cost</u>
Diameter Inches						
6		12	0.00	0	0	8
8		312	0.00	0	0	218
Weld Joints						
6		2	0.00	0	0	0
8		39	0.00	0	0	0

- Welding - Totals:

<u>365</u>	<u>0</u>	<u>0</u>	<u>227</u>
------------	----------	----------	------------

J. W. Danforth
Recap with Total Cost

There were 2 calculation messages.

Project Name: Alb Airport Jays List

Bid ID: JDC

Data Calculated: 1/27/2026 4:36:29 PM

Base Bid;

Page: 7 of 7

Report Time: 1/27/26 4:37 PM

Misc. Consumables

- Welding Weld Rod -

Material Multiplier: XNET2 - Additional Net Material Multiplier - 1.00

<u>Item</u>	<u>Size</u>	<u>Quantity</u>	<u>Unit Lab Hr</u>	<u>Total Hrs</u>	<u>Labor Cost</u>	<u>Total Cost</u>
Weld Rod						
	EXX10 CS Rod, 1/8	51	0.00	0	0	51
- Welding Weld Rod - Totals:		51		0	0	51
Misc. Consumables Totals:		472		36	0	1,037

<u>Total Hrs</u>	<u>Labor Cost</u>	<u>Total Cost</u>
------------------	-------------------	-------------------

Grand Totals	367	\$0	\$116,705
---------------------	------------	------------	------------------

* Items flagged with an asterisk may have their price and labor overwritten in Excel's Rapid Reports

From: John Thomas <jthomas@fplco.com>
Sent: Wednesday, January 28, 2026 2:23 PM
To: Michael Reverdatto
Cc: Ashley Dale
Subject: Albany Airport Suction Diffusers HH-3X (8x8)

This Message Is From an External Sender

This message originated outside your organization.

Michael,

I couldn't find where I sent you a quote, but here is one for the 8x8 SD's requested.

We are pleased to quote the following:

(2)HH-3X suction diffusers

(2)A90883 support feed

YOUR COST = \$ 5,500.00 (total for both)

FOB shipping point, FFA

Payment terms Net 30

<https://www.xylem.com/siteassets/brand/bell-amp-gossett/resources/submittal/suction-diffuser-plus-b-826.pdf>

We have in stock and can ship with your PO.

Thanks!

John A. Thomas
Sales Engineer
Frank P. Langley, Co. Inc.
11 Computer Drive West, Suite 106
Albany, NY 12205
(O)(518) 459-1060 x8801
(F)(518) 458-8776
(C)(518) 727-2487
jthomas@fplco.com

CAUTION: This email originated outside of Danforth. Be cautious when opening attachments or clicking links--verify with the sender via a known phone number before proceeding. **Remember: Security is up to us!**



FEL-COHOES, NY #364
 5 GREEN MOUNTAIN DRIVE
 COHOES, NY 12047-4807

Phone: 518-268-6749
 Fax: 518-708-8225

PCO-423 Rec'd TCCo 02.23.26

Deliver To: From: Benjamin Fox ben.fox@ferguson.com Comments:
--

09:24:30 JAN 15 2026

Page 1 of 3

FERGUSON ENTERPRISES LLC #501

Price Quotation
 Phone: 518-268-6749
 Fax: 518-708-8225

Bid No: B541992
 Bid Date: 01/14/26
 Quoted By: BFF

Cust Phone: 716-832-1940
 Terms: NET 10TH PROX

Customer: JOHN W DANFORTH CO
 5 LIEBECH LANE
 ALBANY ACCOUNT
 CLIFTON PARK, NY 12065

Ship To: JOHN W DANFORTH CO
 5 LIEBECH LANE
 ALBANY ACCOUNT
 CLIFTON PARK, NY 12065

Cust PO#:

Job Name: ALBANY AIRPORT

Item	Description	Quantity	Net Price	UM	Total
G0390014967	8 PTD GRV 45 ELL 7051 1 DAY	2	321.082	EA	642.16
G7005011912	8 EPOX GRV BFV GO E AE7722-3 1 DAY	2	1324.415	EA	2648.83
G0390202125	8 PTD GRV X FLG ADPT 7788 1 DAY	2	186.766	EA	373.53
DRFWNFX	8 CS 150# STD RF WN FLG 1 DAY	1	93.966	EA	93.97
DFFWNFX	8 CS 150# STD FF WN FLG 1 DAY	4	93.966	EA	375.86
DRFSOFX	8 CS 150# RF SO FLG 1 DAY	1	68.470	EA	68.47
DFFSOFX	8 CS 150# FF SO FLG 2 IN 1 DAY BACKORDER 3-4 DAYS	3	68.470	EA	205.41
DFFWNFU	6 CS 150# STD FF WN FLG 1 DAY	2	53.296	EA	106.59
FNWLBBZ1X	8 ZN 150# DBL SIDE LUG BFV BLT SET 1 DAY	4	31.450	EA	125.80
G0390213218	8 PTD EPDM GSKT RIGID COUP 74CL	4	127.189	EA	508.76
FNWNA1FFGAX	8 NA 1/8 150# FF GSKT	6	20.328	EA	121.97
BB7NK150X	8 150# BLK B7 BLT NUT FLG KIT	6	38.560	EA	231.36
BB7NK150U	6 150# BLK B7 BLT NUT FLG KIT	2	39.700	EA	79.40
DBPPEA53B105X	QUOTING 10' PIPE LENGTHS 8X10.5 BLK BE A53B S40 ERW PIPE LEAD TIME 3-4 DAYS	1	318.018	EA	318.02
DBPPEA53B105U	6X10.5 BLK BE A53B S40 ERW PIPE LEAD TIME 3-4 DAYS	1	198.691	EA	198.69
TOL36JF	36 - 1-1/2 X 3/4 FS 3000# TOL QUOTING 8" 90 WITH 8X6 CONCENTRIC REDUCER WELDBEND DOES NOT MANUFACTURE 8X6 90 PER	4	8.605	EA	34.42



HOW ARE WE DOING? WE WANT YOUR FEEDBACK!

Scan the QR code or use the link below to
 complete a survey about your bids:

<https://survey.medallia.com/?bidsorder&fc=364&on=367566>



FERGUSON ENTERPRISES LLC #501

Price Quotation

Fax: 518-708-8225

09:24:30 JAN 15 2026

Reference No: B541992

Item	Description	Quantity	Net Price	UM	Total
DW9X	THEIR CUSTOMER SERVICE 8 CS STD WLD LR 90 ELL 1 DAY	2	148.534	EA	297.07
DWCRXU	8X6 CS STD WLD CONC RED ----	2	84.445	EA	168.89
P1561FC8GXXXX	QUOTING POWELL FLANGED SWING CHECK 8 CS 150# RF FLG T8 SWG CHK VLV LEAD TIME 7 DAYS ----	2	2284.400	EA	4568.80
FNW30FX	8X12 SS FLG FLEX CONN QUOTING FNW FLANGED FLEX CONNECTOR ----	2	564.873	EA	1129.75
G0390014967	8 PTD GRV 45 ELL 7051 1 DAY	2	321.082	EA	642.16
DW4X	8 CS STD WLD 45 ELL 1 DAY	2	105.414	EA	210.83
DRFWNFX	8 CS 150# STD RF WN FLG 1 DAY	4	93.966	EA	375.86
G7005011912	8 EPOX GRV BFV GO E AE7722-3 1 DAY	2	1324.415	EA	2648.83
DFFWNFX	8 CS 150# STD FF WN FLG 1 DAY ----	2	93.966	EA	187.93
DFFSOFX	NO QUOTE ON SUCTION DIFFUSER ----				
DFFSOFX	8 CS 150# FF SO FLG 3-4 DAYS	4	68.470	EA	273.88
TOL36JF	36 - 1-1/2 X 3/4 FS 3000# TOL	4	8.605	EA	34.42
FNWLBZ1X	8 ZN 150# DBL SIDE LUG BFV BLT SET 3 DAYS	4	31.450	EA	125.80
BB7NK150X	8 150# BLK B7 BLT NUT FLG KIT	8	38.560	EA	308.48
G0390010122	8 PTD SLIDELOK GRV COUP EP 74	4	121.133	EA	484.53
FNWNA1FFGAX	8 NA 1/8 150# FF GSKT	8	20.328	EA	162.62
IBBFB	3/4X1/4 BLK MI BUSH	4	2.877	EA	11.51
IBNBM	1/4X3 BLK STL NIP	4	2.138	EA	8.55
IBNBK	1/4X2 BLK STL NIP	4	1.651	EA	6.60
IB9B	1/4 BLK MI 150# 90 ELL	4	2.195	EA	8.78
FNWBNVB	1/4 NPT FEM BRS 600# NDL VLV 1 DAY	4	27.132	EA	108.53
FNWXPSB	LFN 1/4 NPT PRES SNUBBER	4	14.094	EA	56.38
PFPG100K	*NP 2 PRES GA 0-100# QUOTING 0-100PSI PRESSURE GAUGES	4	7.681	EA	30.72
IBNFM	3/4X3 BLK STL NIP	4	1.890	EA	7.56
A77C10401A	*NP 3/4 BRZ 600# THRD FP BV 1 DAYE	4	31.558	EA	126.23
V79230	LF 3/4X3/4 BRZ PXM ADPT	4	8.316	EA	33.26
LHARDF20	3/4 X 20 L HARD COP TUBE	100	509.820	C	509.82

Net Total: \$18661.03

Tax: \$1306.30

Freight: \$0.00

Total: \$19967.33

**HOW ARE WE DOING? WE WANT YOUR FEEDBACK!**Scan the QR code or use the link below to
complete a survey about your bids:<https://survey.medallia.com/?bidsorder&fc=364&on=367566>



FERGUSON ENTERPRISES LLC #501

Price Quotation

Fax: 518-708-8225

09:24:30 JAN 15 2026

Reference No: B541992

Quoted prices are based upon receipt of the total quantity for immediate shipment (48 hours). SHIPMENTS BEYOND 48 HOURS SHALL BE AT THE PRICE IN EFFECT AT TIME OF SHIPMENT UNLESS NOTED OTHERWISE. QUOTES FOR PRODUCTS SHIPPED FOR RESALE ARE NOT FIRM UNLESS NOTED OTHERWISE.

Due to the uncertain impact of potential tariffs, Ferguson's quotation/proposal has not included any provision or contingency for future tariffs or increase of existing tariffs. Ferguson reserves the right to adjust prices to reflect the impact of any new or increased tariffs that affect our costs at the time of shipment. Ferguson will provide notice of any such adjustments along with documentation supporting the changes.

CONTRACTOR CUSTOMERS: IF YOU HAVE DBE/MBE/WBE/VBE/SDVBE/SBE GOOD FAITH EFFORTS DIVERSITY GOALS/ REQUIREMENTS ON A FEDERAL, STATE, LOCAL GOVERNMENT, PRIVATE SECTOR PROJECT, PLEASE CONTACT YOUR BRANCH SALES REPRESENTATIVE IMMEDIATELY PRIOR TO RECEIVING A QUOTE/ORDER.

Seller not responsible for delays, lack of product or increase of pricing due to causes beyond our control, and/or based upon Local, State and Federal laws governing type of products that can be sold or put into commerce. This Quote is offered contingent upon the Buyer's acceptance of Seller's terms and conditions, which are incorporated by reference and found either following this document, or on the web at <https://www.ferguson.com/content/website-info/terms-of-sale>
Govt Buyers: All items are open market unless noted otherwise.

LEAD LAW WARNING: It is illegal to install products that are not "lead free" in accordance with US Federal or other applicable law in potable water systems anticipated for human consumption. Products with "NP" in the description are NOT lead free and can only be installed in non-potable applications. Buyer is solely responsible for product selection.

Buyer shall accept delivery of products within 60 days of Seller receiving the products at Seller's warehouse. If Buyer causes or requests a delay in delivery of the products, Buyer may be subject to storage fees and additional costs caused by such delay. Seller reserves the right to requote the products and reschedule the delivery date, subject to manufacturer's lead times and price increases, if Buyer is unable to accept delivery within 60 days.

**HOW ARE WE DOING? WE WANT YOUR FEEDBACK!**

Scan the QR code or use the link below to
complete a survey about your bids:

<https://survey.medallia.com/?bidsorder&fc=364&on=367566>



2300 OLD VESTAL ROAD
VESTAL, NY 13850

PHONE (607) 748-2288
FAX (607) 748-3707

Job Name
01/05/26 - 8x6 Weld 90

Quote No.	Date	Page
0054711	1/05/26	1
Expiration Date		1/06/26
Revised Date		1/05/26
Bid Due Date		1/05/26

Quoted To Customer
JOHN W DANFORTH COMPANY 930 OLD DUTCH RD VICTOR, NY 14564-9012
Phone (585) 924-7030 Fax (585) 924-3589

Quoted By
Mike Soltis mdsoltis@winsupply.com (607) 748-2288

Customer	Payment Terms	Quoted To	Salesperson	FOB
001467	2% 10 DAYS NET 30	Mike Soltis	MICHAEL SOLTIS	S

Line	Qty.	Description	Unit Price	UOM	Extended Price
1.0	2	8X6 STD LR WELD 90-ELL	1205.890000	EA	2411.78

Tax Area Id	Net Sales	2,411.78
330690000	Freight	.00
	Tax	180.88
	Quotation Total	2,592.66

AFTER 30 DAYS PRICES SUBJECT TO CHANGE WITHOUT NOTICE
SALES TAX NOT INCLUDED



FRANK P. LANGLEY CO., INC.

219 Creekside Dr, Amherst, NY 14228

TEL (716) 691-7575 FAX (518)-458-8776

November 25, 2025

QUOTATION NO. 202340935
Revision 3

All Bidders:

PROJECT: Albany Airport Terminal Exp BP 03
Addenda:

We are pleased to submit our quotation for the following equipment to be used on the above project.

(4) – SFEJ-8x6 (single-sphere EPDM flex’s) w/ control rods

..... YOUR COST: \$ 6,500.00 NET

THE ABOVE PRICING INCLUDES ALL NECESSARY TEST/CHECK/START ON QUOTED EQUIPMENT BY THE FRANK P. LANGLEY CO. SERVICE DEPARTMENT.

THE ABOVE EQUIPMENT IS QUOTED F.O.B. SHIPPING POINT; FULL FREIGHT ALLOWED. TERMS ARE NET THIRTY (30) DAYS. ALL CONTRACTS OR ORDERS ARE SUBJECT TO ACCEPTANCE BY THE COMPANY AND ARE CONTINGENT UPON NON-OCCURRENCE OF STRIKES OR OTHER DELAYS BEYOND THEIR CONTROL WITH CREDIT TERMS ACCEPTABLE TO FRANK P. LANGLEY CO., INC.

If you have any questions, or if we can be of further service, please feel free to contact our office.

Very truly yours,

John Thomas
Sales Engineer

JT/ma

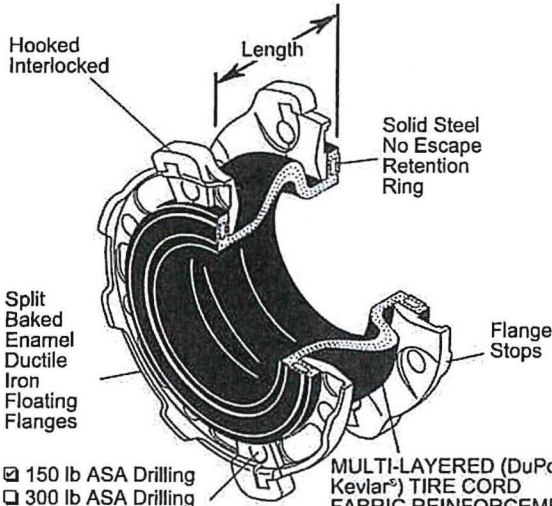


MASON INDUSTRIES, Inc.

Manufacturers of Vibration Control Products
 350 Rabro Drive 2101 W. Crescent Ave., Suite D
 Hauppauge, NY 11788 Anaheim, CA 92801
 631/348-0282 714/535-2727
 FAX 631/348-0279 FAX 714/535-5738
 Info@Mason-Ind.com Info@MasonAnaheim.com
 www.Mason-Ind.com

JOB NAME Albany Airport
 CUSTOMER Danforth
 CUSTOMER P.O. _____
 MASON M.I. _____
 DWG. NO. _____

SFEJ
 SAFEFLEX SINGLE
 SPHERE EPDM
 CONNECTOR &
 EXPANSION JOINT



- 150 lb ASA Drilling
- 300 lb ASA Drilling
- BRITISH Series E Drilling
- BRITISH Series F Drilling
- DIN or PIN-10
- DIN or PIN-16
- DIN or PIN-25


MULTI-LAYERED (DuPont Kevlar®) TIRE CORD FABRIC REINFORCEMENT WITH PEROXIDE CURED EPDM (DuPont Nordel) COVER, LINER AND FABRIC FRICTIONING

If not all Peroxide Cured EPDM, Materials are—

Cover Liner

- Neoprene
- Natural Rubber
- Hypalon
- Nitrile (Buna N)
- EPDM

- CR Control Rods
- ACC Control Cables



Nominal 250 psi 17 Bar Standard Safeflex Connectors do not require control rods or cables in anti-vibration applications when pre-extended during installation in accordance with installation instructions.

Nominal 335 psi 23 Bar Heavy Duty units should be installed with control rods or cables over 275 psi 19 Bar.

When Expansion Joints are used for piping expansion or contraction, Anchors must be provided on both sides of the expansion joint at the extreme ends of the protected run or the joints will not function properly.

SAFEFLEX SFEJ DIMENSIONS AND ALLOWABLE MOVEMENTS

Pipe Size (in) (mm)	Length (in) (mm)	Allowable Movements				
		Compression (in) (mm)	Elongation (in) (mm)	Transverse ±(in) (mm)	Angular (degrees)	
1 1/2	40				21°	
2	50				20°	
2 1/2	65	5/8 16	1/2 12	3/8 9.5	19°	
3	75				18°	
4	100				17°	
5	125				16°	
6	150				15°	
8	200	6 150	1 25	5/8 16	5/8 16	14°
10	250				13°	
12	300				12°	
14	350	11/8 29	7/8 22	7/8 22	10°	
16	400				9°	
18	450				8°	
20	500				7°	
24	600				11/8 29	1 25

**Standard and High Pressure Construction—
SAFEFLEX SFEJ Pressure Reduction at Higher Temperatures**

Construction & Sizes	Nominal Rating at:					Max. Vacuum (in Hg) (Minus Bar)
	170°F 77°C	190°F 88°C	210°F 99°C	230°F 110°C	250°F 121°C	
Standard 1 1/2" - 16" 40 - 400mm	250 psi 17 Bar	245 psi 16.5 Bar	235 psi 16 Bar	225 psi 15 Bar	215 psi 14 Bar	18" 0.6
Standard 18" - 24" 450 - 600mm	180 psi 12 Bar	175 psi 11.5 Bar	170 psi 11 Bar	165 psi 10.5 Bar	155 psi 10 Bar	18" 0.6
High Pressure 1 1/2" - 16" 40 - 400mm	335 psi 23 Bar	325 psi 22 Bar	315 psi 21 Bar	300 psi 20 Bar	285 psi 19 Bar	29" 1.0
High Pressure 18" - 24" 450 - 600mm	225 psi 15 Bar	220 psi 14.5 Bar	210 psi 14 Bar	200 psi 13.5 Bar	190 psi 13 Bar	29" 1.0

Burst pressures are a minimum of three times Operating Pressures.

Pressure Ratings—

Nominal 250 psi 17 Bar Standard
 Nominal 335 psi 23 Bar Heavy Duty Okay for Full Vacuum

CERTIFICATION DATA

QUANTITY REQUIRED	SAFEFLEX SFEJ SIZE	TAG
4	8x6	SCP-1,2 S&D

JOHN W. DANFORTH COMPANY

Sheet Metal Shop Fabrication Order

DATE: _____ JOB NUMBER: 90272
 JOB NAME: Albany Airport FOREMAN NAME: _____
 T & M WORK: YES NO (Please check one) FOREMAN CONTACT #: _____
 DATE & TIME REQUIRED: _____ PAGE _____ OF _____

SHIPPING INSTRUCTIONS: _____

SPECIAL INSTRUCTIONS: ASI-153 Level 2 Chiller Rm low level exhaust

MATERIAL INSTRUCTIONS: _____

WATER GAUGE: _____

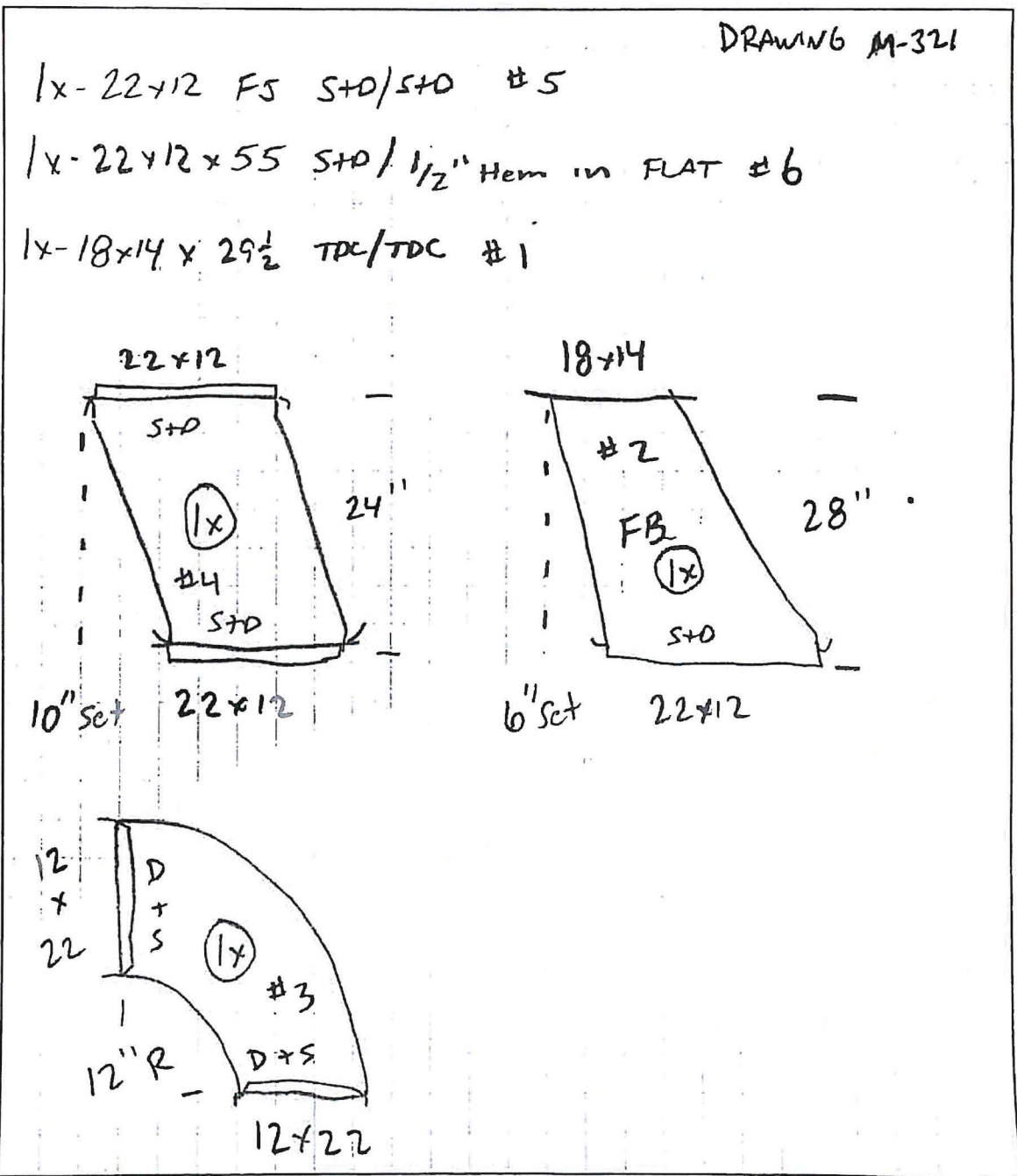
1" 2"
 3" 4"

MATERIAL: _____

- Galv.
- S.S.
- Alum.
- Black
- Paint Grip

WELDED _____

SYSTEM: _____



PCO-446a



MLB Construction Services LLC
 One Stone Break Road
 Malta, NY 12020
 Tel: 518-289-1371
 Fax: 518-289-1652

PCO-446A Rec'd TCCo 03.25.26

PROPOSAL

SUBMITTED TO: Scott Bridie Turner Construction Company 1 Computer Drive South Albany, NY 12205	PROJECT NAME Alb. Airport 21-1082-STR & INT	
	PROJECT NO. 23-114	DATE 3/25/26
	PROPOSAL NO. 206A	PROPOSAL AMOUNT \$ 18,559.00

Per NOC 206A dated 10/22/2025, MLB Construction Services LLC is pleased to present our proposal for the following:

ASI-144 has been issued to update drawings for various RFI responses.

****This portion is for the Level 1 Axiom trim only.**

Description	Labor	Material	Equipment	Subcontract	Other	Price
Adirondack Taping & Supply Inc				\$17,752.46		\$17,752.46
					Subtotal:	\$17,752.46
		MLB OH&P (Subcontractor)		\$16,138.60	5.00%	\$806.54
					Total:	\$18,559.00

If you have any questions, please contact me at 518-289-1371.

- We reserve the right to request an extension of time together with additional cost incurred at a later date.
- We request calendar days extension of time for the above work.
- This proposal may be withdrawn by us if not accepted within 10 days.

WE HAVE NOT BEEN DIRECTED TO PROCEED WITH THIS WORK.

OWNER MUST RETURN THIS PROPOSAL WITH THEIR SIGNED APPROVAL SHOWN BELOW BEFORE WORK CAN BEGIN .

Submitted by:  3/25/26
 Craig Dittl
 MLB Construction Services LLC

Approved by: _____
 Date: _____

Cc: JMD/SAS/File (MLB Construction Services LLC)

Albany Airport Terminal Expansion Project BP-04

Field Order **Change Order**

Subcontractor Name: <u>Adirondack Taping & Supply, Inc.</u>	Date: <u>2/25/26</u>
Address: <u>46 Elm Street</u>	Project No.: <u>23114</u>
<u>Glens Falls, NY 12801</u>	ADK COR # <u>85</u>
Telephone No.: <u>(518) 761-0089</u>	RFI # <u>419</u>

LABOR				
Work Description	Trade	Hours	Total Rate from Labor Rate Breakdown	Total Labor Cost
Added detail 3 on AI-506 in ASI-144.	Carpenter Foreman	40	\$100.49	\$4,019.60
	Carpenter	40	\$97.30	\$3,892.00
	Taper Foreman			
Night Rates	Taper			
A. TOTAL SUBCONTRACTOR LABOR				\$7,911.60

MATERIAL				
Material Description	Quantity	Unit	Unit Cost	Material Cost
AXTR10STR axiom transition	150	LF	\$52.70	\$7,905.00
Total from additional Material Worksheet Extension(s) if required.				
B. TOTAL SUBCONTRACTOR MATERIAL				\$7,905.00

EQUIPMENT	Additional lift time			
C. TOTAL SUBCONTRACTOR EQUIPMENT				322.00

SUMMARY				
Total labor, material, equipment (A + B + C)			\$16,138.60	
Subcontractor's Override (10%)			\$1,613.86	
TOTAL SUB-PROPOSAL			\$17,752.46	

<u>Taylor Oldroyd</u> Subcontractor's Signature	<u>2/25/26</u> Date	This Price is valid for, and work must be agreed upon within 7 days from date of submission upon which it becomes null and void.
<u>Taylor Oldroyd</u> Please Type or Print Name		

Craig Dittl

From: Taylor Oldroyd <toldroyd@adk-drywall.com>
Sent: Tuesday, March 17, 2026 12:25 PM
To: Craig Dittl; Jeanne Rizzo
Cc: Jeffrey Lino; Damien Pinto-Martin
Subject: RE: Albany Airport Expansion, BP-4: ASI-144 Axiom Trim

Hi Craig,

Each piece of axiom gets spliced together with a splice plate and this is an axiom transition that drops the elevation of the ceiling, so we are no longer running mains straight through to each end. These mains get cut and clipped into the axiom on both sides. That’s roughly 14 main modifications we have to do on 1 piece of the axiom transition off of a lift on nights where pedestrian flow will be, so this slows production as our guys will have to be aware of the airport customers around them while they work. In addition to cutting the mains to insert into the axiom piece we have to do the same thing with the metal torsion tile. The edges of the tile will have to get cut off and hard pinned into the piece of axiom. Then you add in the extra layout time for the elevation drop and clean up.

Thanks,

Taylor Oldroyd
Estimator/Project Manager
C: (315) 921-0129
P: (518) 761-0089
toldroyd@adk-drywall.com

Adirondack Drywall & Taping
NYS Certified WBE
46 Elm Street
Glens Falls, NY 12801

** RESPONSE TO
MLB/TURNER
QUESTION ON
LABOR (CD)*

From: Craig Dittl <cdittl@mlbind.com>
Sent: Monday, March 16, 2026 9:26 AM
To: Taylor Oldroyd <toldroyd@adk-drywall.com>; Jeanne Rizzo <jrizzo@adk-drywall.com>
Cc: Jeffrey Lino <Jlino@mlbind.com>; Damien Pinto-Martin <DPinto@mlbind.com>
Subject: Albany Airport Expansion, BP-4: ASI-144 Axiom Trim

Taylor – as discussed, I reviewed the Axiom trim added in ASI-144. Both Turner and myself validated the take-off and pricing...please take this email as authorization to order that material.

I spoke with Turner and they were open to submitting this portion of ASI-144 separately if needed so I can keep you guys moving (and billing)...I’m saying in lieu of waiting until all other subs price it.

However, we did each have a question on the labor. Your proposal shows 2 guys for a week for the install. Assuming this as a 2-man job, that would mean you guys only install 3.75LF of trim an hour. Is this similar to the insulation proposal where the foreman time isn’t supposed to be 40 hours?

For reference, 150LF divided by 40 hours is 3.75LF per hour for 2 men. At 10 foot sections, that would equate to essentially 3 hours to install one piece which doesn’t seem right unless I’m missing something.

Craig Dittl, Senior Project Manager
MLB Construction Services, LLC



Over 75 Years of Construction Excellence

1 Stonebreak Road Malta, NY 12020
P: 518.289.1371 EXT. 146 C: 518.450.9774
www.mlbconstructionservices.com

Proud Members Of:



**ASSOCIATED GENERAL
CONTRACTORS
NEW YORK STATE**



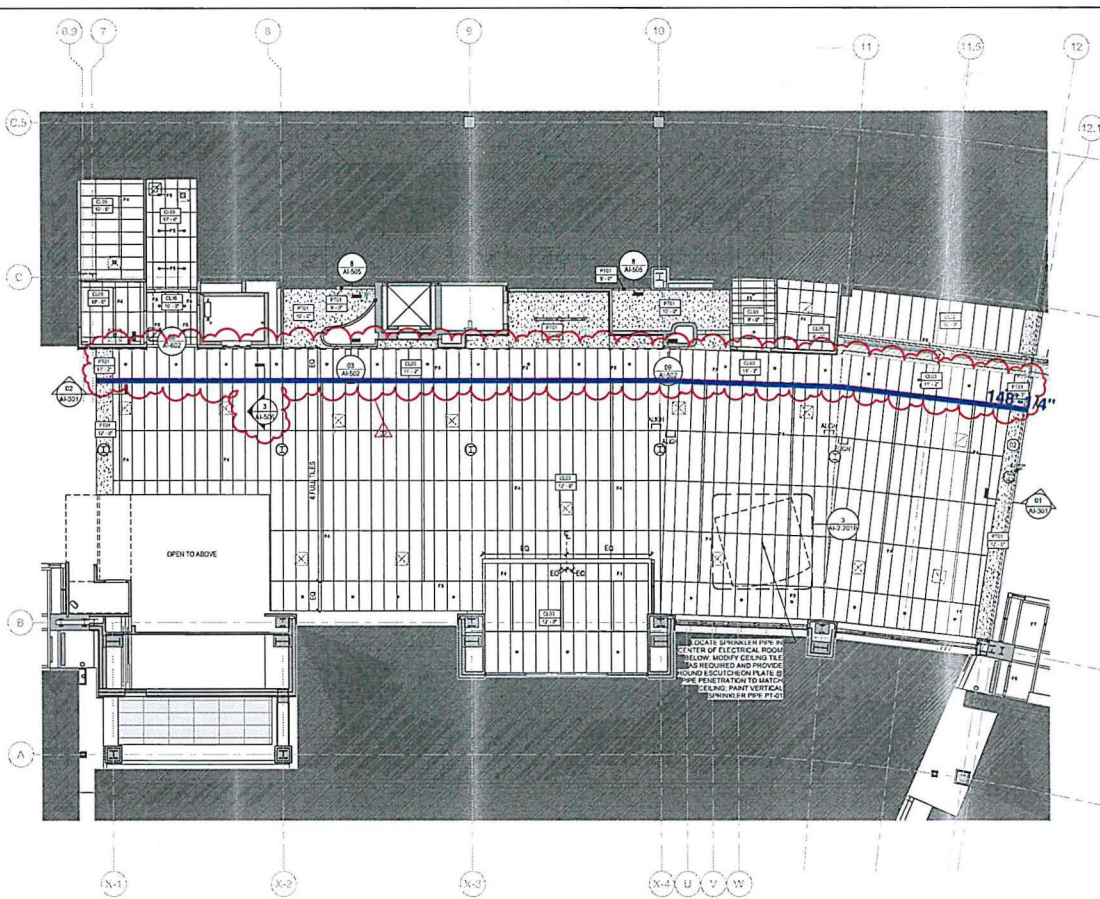
No.	Revised	Reason	Proj. No.	Date
02	ADD-14			10/26/22
03	ADD-15			11/29/22
04	ADD-16			12/07/22
05	ADD-17			1/10/23
06	ADD-18			1/16/23
07	ADD-19			1/23/23
08	ADD-20			1/30/23
09	ADD-21			2/06/23
10	ADD-22			2/13/23
11	ADD-23			2/20/23
12	ADD-24			2/27/23

ENLARGED REFLECTED
 CEILING PLAN - CENTRAL
 ENTRY & GARAGE LOBBY -
 LEVEL 1

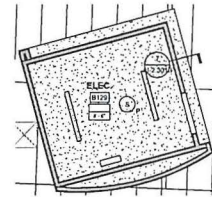
Designed By	Drawn By	Checked By

Issue Date: 09/28/23
 Project No: 090120003
 Scale: As Indicated

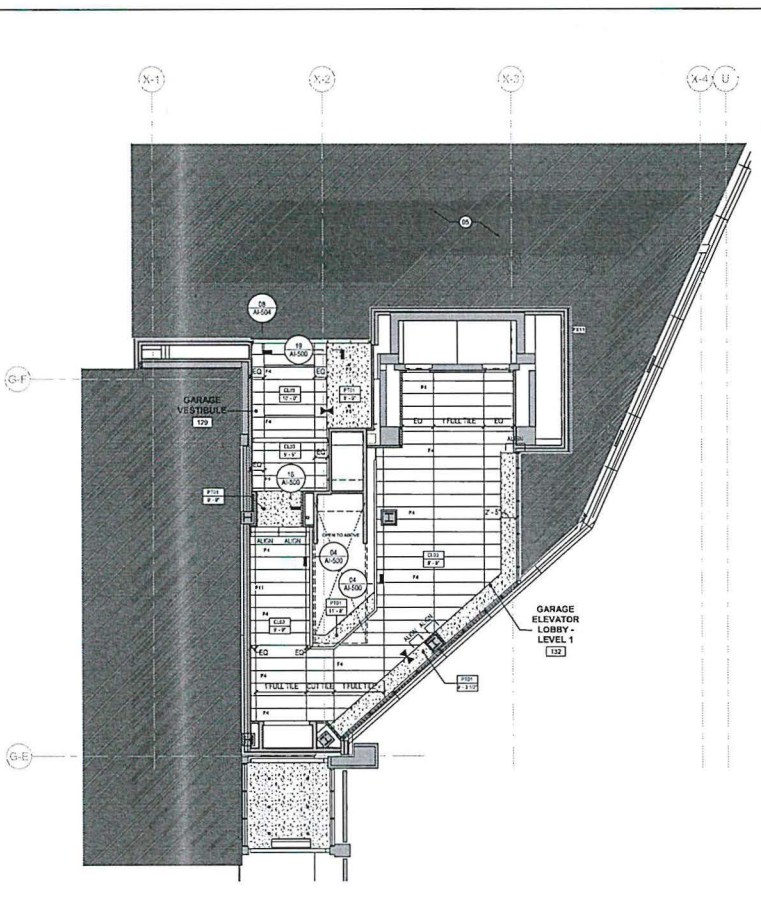
Drawing No:
AI-2.201B



01 REFLECTED CEILING PLAN - CENTRAL ENTRY
 SCALE: 1/8" = 1'-0"



3 REFLECTED CEILING PLAN - ELEC.
 SCALE: 1/4" = 1'-0"



02 REFLECTED CEILING PLAN - GARAGE LOBBY - GROUND FLOOR
 SCALE: 1/8" = 1'-0"

SHEET NOTES

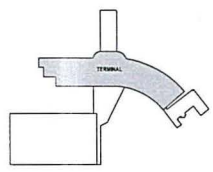
- 01 NO CEILING
- 02 PAINTED GYPSUM CEILING
- 03 SEE CODE AND S-HELL PACKAGE FOR EXTERIOR ENCLOSURE
- 06 NEW CEILING TO MATCH EXISTING, G.C. TO COORDINATE IN FIELD INCLUDING ALIGNMENTS FOR SEAMLESS INSTALLATION
- 37 MILLWORK LIGHTING BELOW AT TICKETING COUNTERS.

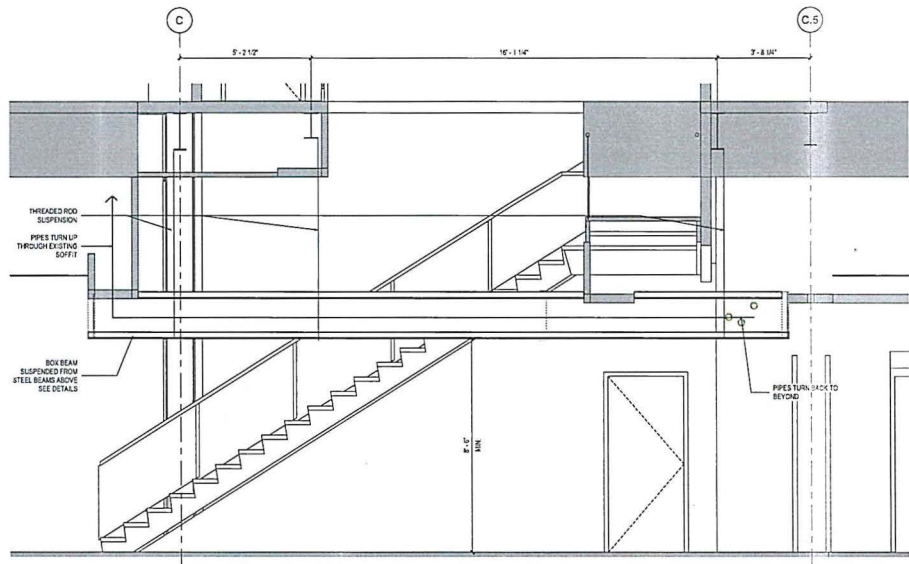
GENERAL NOTES

- GENERAL NOTES - REFLECTED CEILING**
- A. REFER TO SHEET A407 FOR GRAPHIC SYMBOLS AND ABBREVIATIONS
 - B. REFER TO SHEET A408 FOR LIGHTING SPECIFICATIONS AND DETAILS
 - C. CENTER GRID AND TILE IN ROOMS, UNLESS NOTED OTHERWISE
 - D. LOCATE AND CENTER AND LOCATING LINES WITHIN CEILING GRID LINES. CENTER SPRAWLER HEADS, SPEAKERS, RECESSED FIXTURES, AND SIMILAR CEILING ELEMENTS IN ADJACENT CEILING PANELS, UNLESS NOTED OTHERWISE
 - E. FINISH HVAC DIFFUSERS, DRAPE/SYDRAE POCKETS, SPEAKER GRILLES AND OTHER ITEMS LOCATED IN CEILING TO MATCH ADJACENT FINISH, UNLESS NOTED OTHERWISE
 - F. SPRAWLER HEADS TO BE CONCEALED TYPE THROUGH-OUT AND CENTERED IN CEILING PANELS
 - G. ALL GYP. BO. CEILINGS TO BE PAINTED PT1 UNID
 - H. REFER TO DWG. A-106 SERIES FOR TYPICAL CEILING DETAILS
 - I. PROVIDE CEILING CLIPS TO ALL ACCESSIBLE CEILINGS IN ROOMS AND AREAS ADJACENT TO MECHANICAL AIR INTAKE.

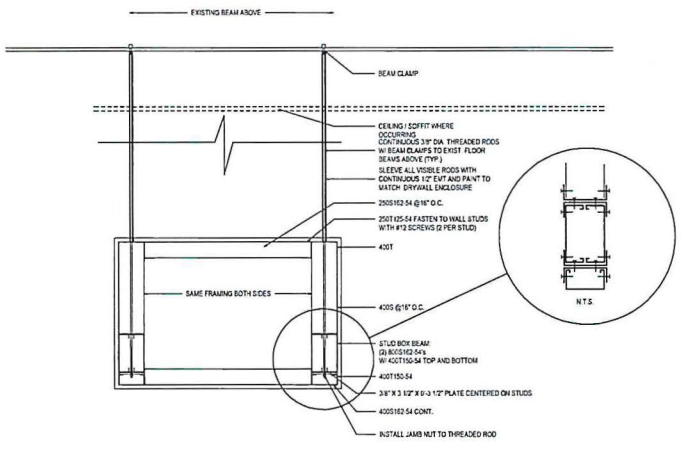
- J. LIGHT LOCATIONS TAKE PRECEDENCE OVER OTHER DEVICES INCLUDING SPRAWLER HEADS. SPRAWLER HEAD LOCATIONS TO BE ORGANIZED AND ALIGNED WITH LIGHTS IN AN ORDERLY MANNER. PROVIDE ADDITIONAL HEADS BEYOND MINIMUM COVERGE REQUIREMENTS IF NECESSARY TO MAINTAIN CEILING DEVICE ORGANIZATION
- K. PATCH, REPAIR AND REFINISH ALL SURFACES EXPOSED BY CEILING WORK OR CUTTING TO ALIGN WITH EXISTING SURFACES SCHEDULED TO REMAIN OTHER
- L. REFER TO A-106 SERIES FOR MILLWORK INTEGRATED LIGHTING LOCATIONS
- M. ALL FEATURE LENGTHS TO BE FIELD VERIFIED & COORDINATED WITH CEILING GRID.

KEY PLAN

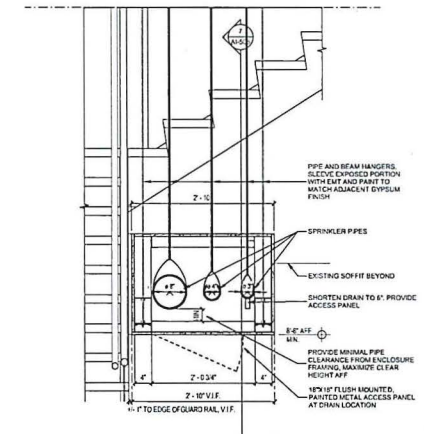




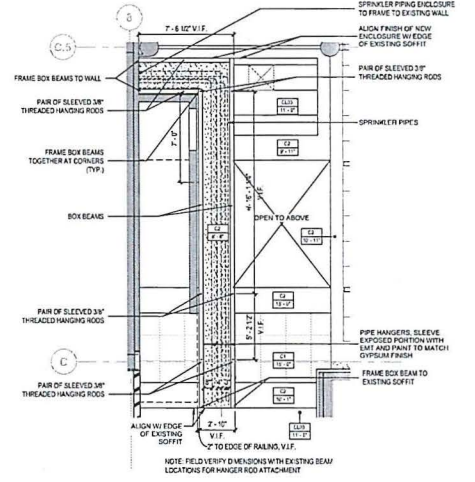
LONGITUDINAL SECTION THROUGH
SPRINKLER PIPE ENCLOSURE
1/2" = 1'-0"



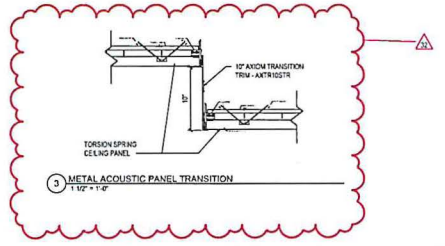
SECTION DETAIL - SUSPENDED
SPRINKLER PIPE ENCLOSURE
1/2" = 1'-0"



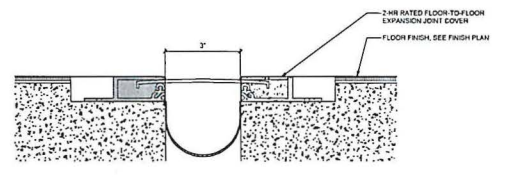
SECTION THROUGH SPRINKLER PIPE
ENCLOSURE ADJACENT TO EXISTING
STAIR
1/2" = 1'-0"



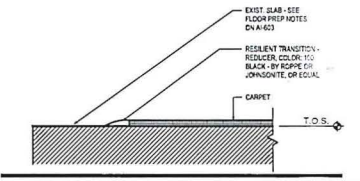
ENLARGED PLAN - REFLECTED CEILING
PLAN - SSP - LEVEL 2
1/4" = 1'-0"



METAL ACOUSTIC PANEL TRANSITION
1/2" = 1'-0"



2-HR RATED FLOOR-TO-FLOOR EXPANSION JOINT COVER
SCALE: 6" = 1'-0"



EX CONCRETE TRANSITION - CONC / CARPET
SCALE: 6" = 1'-0"

No.	Submittal Revision	DATE	BY	CHK
-----	--------------------	------	----	-----

13	ADD-104	10/25/22		
20	ADD-118	10/27/22		
15	ADD-52	10/25/22		

INTERIOR DETAILS

Designed By	Drawn By	Checked By
Designer	Author	Checker

Issue Date: 10/25/22 Project No: 220103000 Scale: AS SHOWN
 Date: 10/25/22 Project No: 220103000 Scale: AS SHOWN

Drawing No:
AI-506



TCCo New York North
 1 Computer Drive South
 Albany, New York 12205
 P: (518) 432-0277
 F: (518) 432-0279

Project: 230609 Albany Airport: Terminal
 Expansion
 737 Albany Shaker Rd.
 Albany, New York 12211

RFI #BP-04 RFI-419: BP-04 RFI-419 - Central Entry Ceiling

Revision	0	Status	Closed on 09/30/25
To	Todd Cirillo (CHA Consulting, Inc.) Ashley Richards (CHA Consulting, Inc.) Jordan Hudak (CHA Consulting, Inc.) Maureen Moran (CHA Consulting, Inc.)	From	Natram Lackraj (Turner Construction Company) 500 Plum St. Ste. 600 Syracuse, NY 13204 Syracuse, New York 13204
Date Initiated	Sep 11, 2025	Due Date	Oct 1, 2025
Location		Project Stage	Course of Construction
Cost Impact		Schedule Impact	
Spec Section		Cost Code	
Drawing Number		Reference	
Linked Drawings			
Received From			
Copies To	Eddie Andres (Turner Construction Company), Todd Cirillo (CHA Consulting, Inc.), Craig Ditti (MLB Construction Services, LLC), Zack Geddies (Albany County Building Department), Jordan Hudak (CHA Consulting, Inc.), Natram Lackraj (Turner Construction Company), Jeff Lino (MLB Construction Services, LLC), Kelsey Martin (MLB Construction Services, LLC), Marty Millington (MLB Construction Services, LLC), Maureen Moran (CHA Consulting, Inc.), Jo Anne Nichols (MLB Construction Services, LLC), Lori Rowe (MLB Construction Services, LLC), Mike Washburn (MLB Construction Services, LLC)		

Activity

Question	<p>Question from Natram Lackraj Turner Construction Company on Thursday, Sep 11, 2025 at 01:09 PM EDT</p> <p>Per the reflective ceiling drawings, the ceiling is called out to be 12'. This can not be achieve without removing and moving additional MEP systems. (See attached photos) The current ceiling height will work which is 11'-2" roughly. Please advise if it will be acceptable to leave the ceiling height at the existing height of 11'-2".</p> <p>Attachments IMG_6678.jpg, IMG_6677.jpg, IMG_6676.jpg</p>
Official Response	<p>Response from Todd Cirillo CHA Consulting, Inc. on Monday, Sep 29, 2025 at 04:19 PM EDT</p> <p>Refer to attached response</p> <p>Attachments BP-04 RFI-419 Central Entry Ceiling_CHA Response 9-29-25.pdf</p>
All Replies	<p>Response from Todd Cirillo CHA Consulting, Inc. on Monday, Sep 29, 2025 at 04:19 PM EDT</p> <p>Refer to attached response</p> <p>Attachments BP-04 RFI-419 Central Entry Ceiling_CHA Response 9-29-25.pdf</p>

RFI #BP-04 RFI-419: BP-04 RFI-419 - Central Entry Ceiling

Revision	0	Status	Open
To	Ashley Richards (CHA Consulting, Inc.) Jordan Hudak (CHA Consulting, Inc.) Maureen Moran (CHA Consulting, Inc.) Todd Cirillo (CHA Consulting, Inc.)	From	Natram Lackraj (Turner Construction Company) 500 Plum St. Ste. 600 Syracuse, NY 13204 Syracuse, New York 13204
Date Initiated	Sep 11, 2025	Due Date	Oct 1, 2025
Location		Project Stage	
Cost Impact		Schedule Impact	
Spec Section		Cost Code	
Drawing Number		Reference	
Linked Drawings			
Received From			
Copies To	Eddie Andres (Turner Construction Company), Todd Cirillo (CHA Consulting, Inc.), Craig Dittl (MLB Construction Services, LLC), Zack Geddis (Albany County Building Department), Jordan Hudak (CHA Consulting, Inc.), Natram Lackraj (Turner Construction Company), Jeff Lino (MLB Construction Services, LLC), Kelsey Martin (MLB Construction Services, LLC), Marty Millington (MLB Construction Services, LLC), Maureen Moran (CHA Consulting, Inc.), Jo Anne Nichols (MLB Construction Services, LLC), Lori Rowe (MLB Construction Services, LLC), Mike Washburn (MLB Construction Services, LLC)		

Activity

Question

Question from Natram Lackraj Turner Construction Company on Thursday, Sep 11, 2025 at 01:09 PM EDT

Per the reflective ceiling drawings, the ceiling is called out to be 12'. This can not be achieved without removing and moving additional MEP systems. (See attached photos) The current ceiling height will work which is 11'-2" roughly. Please advise if it will be acceptable to leave the ceiling height at the existing height of 11'-2".

Attachments

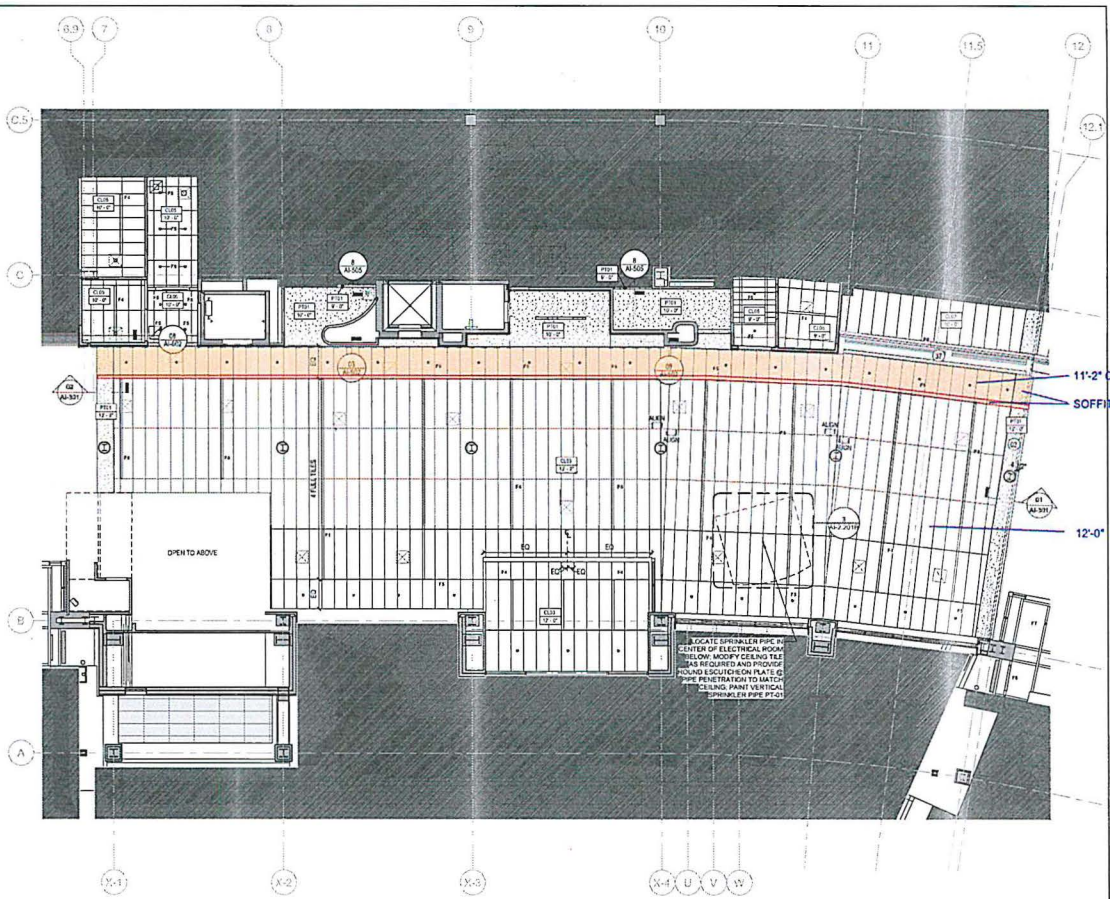
IMG_6678.jpg, IMG_6677.jpg, IMG_6676.jpg

Awaiting an Official Response

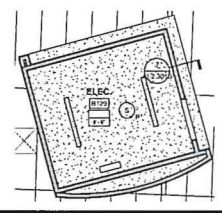
Refer to attached RCP for architectural revisions to accommodate existing cable tray and sprinkler pipe.
Existing ductwork will be removed according to mechanical plans.
Existing sprinkler pipes at 12' ceiling will be removed according to fire protection plans.

Changes will be issued in an ASI.

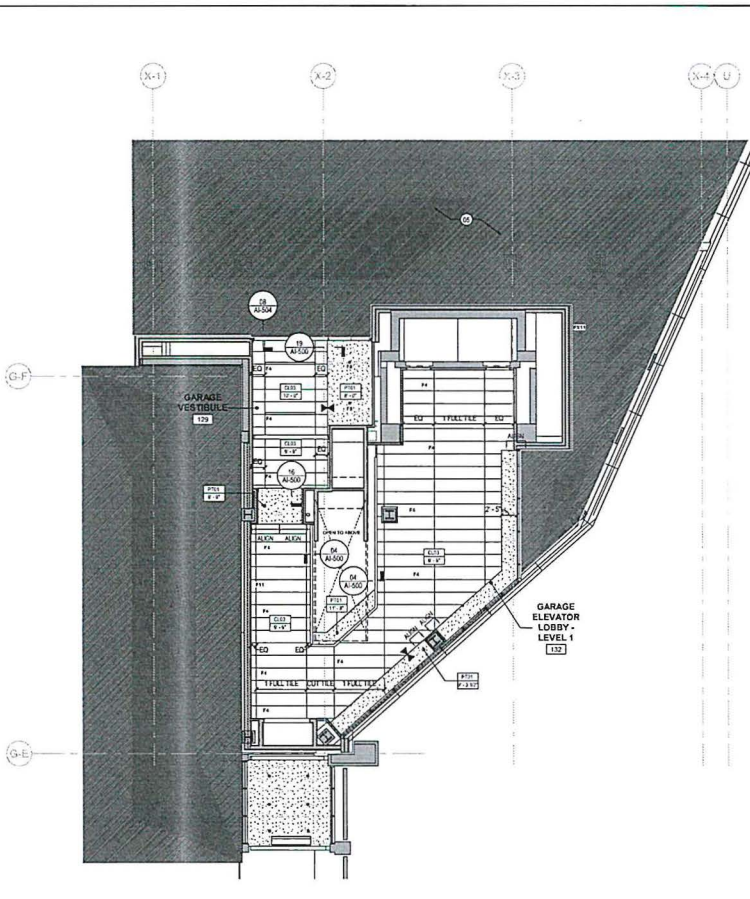
T. Cirillo, CHA 9-29-25




01 REFLECTED CEILING PLAN - CENTRAL ENTRY
SCALE: 1/8" = 1'-0"



3 REFLECTED CEILING PLAN - ELEC.
SCALE: 1/4" = 1'-0"



02 REFLECTED CEILING PLAN - GARAGE LOBBY - GROUND FLOOR
SCALE: 1/8" = 1'-0"



KEY PLAN

SHEET NOTES

- 01 NO CEILING
- 02 PAINTED OVER CEILING
- 03 SEE CODE AND SHEET PACKAGE FOR EXTERIOR ENCLOSURE
- 04 NEW CEILING TO MATCH EXISTING, E.G. TO COORDINATE IN FIELD INCLUDING ALIGNMENTS FOR SEAMLESS INSTALLATION
- 05 MILLWORK LIGHTING BELOW AT TICKETING COUNTERS

GENERAL NOTES

- GENERAL NOTES - REFLECTED CEILING
- A. REFER TO SHEET 'A-B' FOR DIMENS. SYMBOLS AND ABBREVIATIONS
 - B. REFER TO LIGHTING PACKAGE FOR LIGHTING SPECIFICATIONS AND DETAILS
 - C. CENTER GRID AND TILE IN ROOMS UNLESS NOTED OTHERWISE
 - D. LOCATE REGISTER AND LIGHTING FIXTURES WITHIN CEILING GRID LINES. CENTER SPRINKLER HEADS, SPEAKERS, RECESSED FIXTURES, AND SIMILAR CEILING ELEMENTS IN ADDITIONAL CEILING PANELS UNLESS NOTED OTHERWISE
 - E. FINISH HANG OFFUSERS, DRAINSPACE POCKETS, SPEAKER GRILLES AND OTHER ITEMS LOCATED IN CEILING TO MATCH ADJACENT FINISH UNLESS NOTED OTHERWISE
 - F. SPRINKLER HEADS TO BE CONCEALED PIPE THROUGH-OUT AND CENTERED IN CEILING PANELS
 - G. ALL D.P. 80 CEILINGS TO BE PAINTED PTI UNO
 - H. REFER TO DWG-A-300 SERIES FOR TYPICAL CEILING DETAILS
 - I. PROVIDE CEILING CLIPS TO ALL ACCESSIBLE CEILINGS IN ROOMS AND AREAS ADJACENT TO MECHANICAL AIR INTAKE

- J. LIGHT LOCATIONS TAKE PRECEDENCE OVER OTHER DEVICES INCLUDING SPRINKLER HEADS. SPRINKLER HEAD LOCATIONS TO BE ORGANIZED AND ALIGNED WITH LIGHTS IN AN ORDERLY MANNER. PROVIDE ADDITIONAL HEADS BEYOND MINIMUM COVERAGE REQUIREMENTS IF NECESSARY TO MAINTAIN CEILING DEVICE ORGANIZATION
- K. PATCH REPAIR AND REPAIR ALL SURFACES DAMAGED BY DEMOLITION WORK OR CUTTING TO ALIGN WITH EXISTING SURFACES SCHEDULED TO REMAIN OR REUSE
- L. REFER TO 'A-3' THIS SERIES FOR MILLWORK INTEGRATED LIGHTING LOCATIONS
- M. ALL FIXTURE LENGTHS TO BE FIELD VERIFIED & COORDINATED WITH CEILING GRID

Created by: | Modified by: | Drawn by: | Checked by: |
 Date: 02/23/23 10:18 AM | Current Location: |
 C:\Users\jdoon\Documents\2023\ALB Central Terminal\02\0201230000\AI-2.201B.dwg

Cirillo, Todd

From: Lackraj, Natram - (NYN) <nlackraj@tcco.com>
Sent: Wednesday, September 24, 2025 2:57 PM
To: Cirillo, Todd
Cc: Andres, Edward F - (NYN); Hudak, Jordan
Subject: [--EXTERNAL--]: Lvl 1 Entry Ceiling
Attachments: 5E3E95E7-5E03-4758-B7E3-73316BA5F148.jpeg; 5E97F6D8-2C4B-4C3A-BE8F-CF6E1E929EC7.jpeg; 6EE81FFC-58AF-495B-8E10-55D8F11076BA.jpeg; 7F17419B-C589-4080-B7BB-BEA4FBB0E728.jpeg; 54BAC6EC-F123-44F6-90C3-1724B8906C22.jpeg; 104AD154-C99D-403E-8DDE-1524561C4977.jpeg; 8118E1EE-B712-4FE0-8D25-CCCA02FC1AFD.jpeg; 5618073C-D3E2-4FE1-9C6A-D56FDDD41097.jpeg; 80936199-212D-4B97-942B-123508508668.jpeg; BB18E898-8E4A-417D-AAC8-02F214BC2AF5.jpeg; 4A6DA58D-AA21-4EA3-A83F-850108B2774C.jpeg

Todd,

Attached are the photos of the MEP items above ceiling.

Heights are as follow from AFF

Cable Tray – 12'-1/2"

Conduit – 12'-7'1/2"

Sprinkler – 11'-6"

Conduit By Women's – 12'-3"

Let us know if you need anything else.

Thanks,

Nate Lackraj | Superintendent
Turner Construction Company - NYN
mobile 518.708.5445 | nlackraj@tcco.com

PCO-450



MLB Construction Services LLC
 One Stone Break Road
 Malta, NY 12020
 Tel: 518-289-1371
 Fax: 518-289-1652

PCO-450 Rec'd TCCo 03.25.26

PROPOSAL

SUBMITTED TO:

Scott Bridie
 Turner Construction Company
 1 Computer Drive South
 Albany, NY 12205

PROJECT NAME

Alb. Airport 21-1082-STR & INT

PROJECT NO.

23-114

DATE

3/25/26

PROPOSAL NO.

279

PROPOSAL AMOUNT

\$ 16,224.00

Per NOC 279 dated 3/25/2026, MLB Construction Services LLC is pleased to present our proposal for the following:
 RFI-509 added a CL03 ceiling (without fleece backing) at the Level 5 garage elevator lobby.

Description	Labor	Material	Equipment	Subcontract	Other	Price
Adirondack Taping & Supply Inc				\$15,518.34		\$15,518.34
					Subtotal:	\$15,518.34
		MLB OH&P (Subcontractor)		\$14,107.58	5.00%	\$705.66
					Total:	\$16,224.00

If you have any questions, please contact me at 518-289-1371.

- We reserve the right to request an extension of time together with additional cost incurred at a later date.
- We request calendar days extension of time for the above work.
- This proposal may be withdrawn by us if not accepted within 10 days.

WE HAVE NOT BEEN DIRECTED TO PROCEED WITH THIS WORK.

OWNER MUST RETURN THIS PROPOSAL WITH THEIR SIGNED APPROVAL SHOWN BELOW BEFORE WORK CAN BEGIN .

Submitted by:


 Craig Dittl
 MLB Construction Services LLC

Approved by: _____

Date: _____

Cc: JMD/SAS/File (MLB Construction Services LLC)



TCCo New York North
 1 Computer Drive South
 Albany, New York 12205
 P: (518) 432-0277
 F: (518) 432-0279

PCO-450 Rec'd TCCo 03.25.26
 Project: 230609 Albany Airport: Terminal
Expansion
 737 Albany Shaker Rd.
 Albany, New York 12211

RFI #BP-04 RFI-509: BP-4 Garage Level 5 RCP

Revision	0	Status	Open
To	Ashley Richards (CHA Consulting, Inc.) Christopher Carroll (CHA Consulting, Inc.) Tony Stellato (CHA Consulting, Inc.) Jordan Hudak (CHA Consulting, Inc.) Maureen Moran (CHA Consulting, Inc.) Todd Cirillo (CHA Consulting, Inc.)	From	Craig Dittl (MLB Construction Services, LLC)
Date Initiated	Nov 6, 2025	Due Date	Nov 26, 2025
Location		Project Stage	Course of Construction
Cost Impact	TBD	Schedule Impact	TBD
Spec Section		Cost Code	
Drawing Number		Reference	
Linked Drawings			
Received From	Craig Dittl (MLB Construction Services, LLC)		
Copies To	Eddie Andres (Turner Construction Company), Todd Cirillo (CHA Consulting, Inc.), Craig Dittl (MLB Construction Services, LLC), Zack Geddies (Albany County Building Department), Jordan Hudak (CHA Consulting, Inc.), Natram Lackraj (Turner Construction Company), Jeff Lino (MLB Construction Services, LLC), Kelsey Martin (MLB Construction Services, LLC), Marty Millington (MLB Construction Services, LLC), Maureen Moran (CHA Consulting, Inc.), Jo Anne Nichols (MLB Construction Services, LLC), Lori Rowe (MLB Construction Services, LLC), Mike Washburn (MLB Construction Services, LLC)		

Activity

Question **Question from Craig Dittl MLB Construction Services, LLC on Wednesday, Nov 5, 2025 at 11:05 AM EST**
 Is there an RCP for the elevator lobby at the roof level of the garage? If so, advise what drawing it is contained in.

Official Response **Response from Christopher Carroll CHA Consulting, Inc. on Monday, Dec 8, 2025 at 05:10 PM EST**
 See attached revised plan AI-2.203C
Attachments
 078935_Albany Airport_AI_2.203C RFI-509 12.08.25.pdf

Official Response **Response from Christopher Carroll CHA Consulting, Inc. on Wednesday, Nov 12, 2025 at 11:42 AM EST**
 Please find attached sheet AI-2.203C. It is not clear why this sheet is not included on Procore. Ceiling height to be set at 7'-6"AFF. GC coordinate with MEP. Sheet to be included in a forthcoming ASI.
Attachments
 078935_Albany Airport_AI_2.203C 11.12.25.pdf

All Replies

Response from Christopher Carroll CHA Consulting, Inc. on Monday, Dec 8, 2025 at 05:10 PM EST

See attached revised plan AI-2.203C

Attachments

078935_AlbanY Airport_AI_2.203C RFI-509 12.08.25.pdf

Response from Christopher Carroll CHA Consulting, Inc. on Wednesday, Nov 12, 2025 at 11:42 AM EST

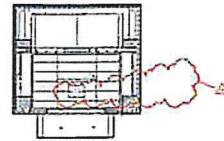
Please find attached sheet AI-2.203C. It is not clear why this sheet is not included on Procore. Ceiling height to be set at 7'-6" AFF. GC coordinate with MEP. Sheet to be included in a forthcoming ASI.

Attachments

078935_AlbanY Airport_AI_2.203C 11.12.25.pdf

Elevator lobby is an enclosed heated space. The CL03 ceiling type indicated on the AI-2.203C RCP is the same ceiling as in Vestibule 101.

T. Cirillo, CHA 12-22-25



01 REFLECTED CEILING PLAN - CONNECTOR AND GARAGE LOBBY

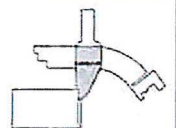
SHEET NOTES


GENERAL NOTES


1. REFER TO THE REFLECTED CEILING PLAN FOR THE REFLECTED CEILING PLAN.
2. REFER TO THE REFLECTED CEILING PLAN FOR THE REFLECTED CEILING PLAN.
3. REFER TO THE REFLECTED CEILING PLAN FOR THE REFLECTED CEILING PLAN.
4. REFER TO THE REFLECTED CEILING PLAN FOR THE REFLECTED CEILING PLAN.
5. REFER TO THE REFLECTED CEILING PLAN FOR THE REFLECTED CEILING PLAN.
6. REFER TO THE REFLECTED CEILING PLAN FOR THE REFLECTED CEILING PLAN.
7. REFER TO THE REFLECTED CEILING PLAN FOR THE REFLECTED CEILING PLAN.
8. REFER TO THE REFLECTED CEILING PLAN FOR THE REFLECTED CEILING PLAN.
9. REFER TO THE REFLECTED CEILING PLAN FOR THE REFLECTED CEILING PLAN.
10. REFER TO THE REFLECTED CEILING PLAN FOR THE REFLECTED CEILING PLAN.


1. REFER TO THE REFLECTED CEILING PLAN FOR THE REFLECTED CEILING PLAN.
2. REFER TO THE REFLECTED CEILING PLAN FOR THE REFLECTED CEILING PLAN.
3. REFER TO THE REFLECTED CEILING PLAN FOR THE REFLECTED CEILING PLAN.
4. REFER TO THE REFLECTED CEILING PLAN FOR THE REFLECTED CEILING PLAN.
5. REFER TO THE REFLECTED CEILING PLAN FOR THE REFLECTED CEILING PLAN.
6. REFER TO THE REFLECTED CEILING PLAN FOR THE REFLECTED CEILING PLAN.
7. REFER TO THE REFLECTED CEILING PLAN FOR THE REFLECTED CEILING PLAN.
8. REFER TO THE REFLECTED CEILING PLAN FOR THE REFLECTED CEILING PLAN.
9. REFER TO THE REFLECTED CEILING PLAN FOR THE REFLECTED CEILING PLAN.
10. REFER TO THE REFLECTED CEILING PLAN FOR THE REFLECTED CEILING PLAN.

KEY PLAN











 BID PACKAGE ISSUED FOR I

 ALL Contract Terms

 ENLARGED REFLECTED CEILING PLAN - GARAGE LOBBY

AI-2.203

Albany Airport Terminal Expansion Project BP-04

Field Order

Change Order

Subcontractor Name: <u>Adirondack Taping & Supply, Inc.</u>	Date: <u>2/25/26</u>
Address: <u>46 Elm Street</u>	Project No.: <u>23114</u>
<u>Glens Falls, NY 12801</u>	ADK COR # <u>86</u>
Telephone No.: <u>(518) 761-0089</u>	RFI # <u>509</u>

LABOR				
Work Description	Trade	Hours	Total Rate from Labor Rate Breakdown	Total Labor Cost
Added CL03 ceiling in level 5 of the garage per RFI#509.	Carpenter Foreman	32	\$85.17	\$2,725.44
Material Order needs to be placed with Armstrong before	Carpenter	32	\$81.16	\$2,597.12
/11/2026 otherwise this change order will be revised to reflect	Taper Foreman		\$71.65	
the cost increase as the pricing is no longer valid after 6/11.	Taper		\$69.31	
A. TOTAL SUBCONTRACTOR LABOR				\$5,322.56

MATERIAL				
Material Description	Quantity	Unit	Unit Cost	Material Cost
Ceiling Wire	20	EA	\$1.10	\$22.00
CL03 wall angle	80	LF	\$9.90	\$792.00
CL03 mains	240	LF	\$4.70	\$1,128.00
CL03 2ft cross tee	120	LF	\$1.30	\$156.00
CL03 metal torsion spring ceiling panels	208	SF	\$26.76	\$5,566.08
Access Tool	1	EA	\$75.94	\$75.94
Set-up fee (Order qty does not meet min. qty required)	1	Lump Sum	\$1,000.00	\$1,000.00
Total from additional Material Worksheet Extension(s) if required.				
B. TOTAL SUBCONTRACTOR MATERIAL				\$8,740.02

Lead time is 4 weeks IF no shop drawings or samples are required. IF shop drawings and/or samples are required, lead time is approximately 16 weeks.

EQUIPMENT				
C. TOTAL SUBCONTRACTOR EQUIPMENT				45.00

SUMMARY				
Total labor, material, equipment (A + B + C)			\$14,107.58	
Subcontractor's Override (10%)			\$1,410.76	
TOTAL SUB-PROPOSAL			\$15,518.34	

<p><u>Taylor Oldroyd</u> Subcontractor's Signature</p> <p>Taylor Oldroyd Please Type or Print Name</p>	<p style="text-align: center;"><u>2/25/26</u> Date</p>	<p>This Price is valid for, and work must be agreed upon within 7 days from date of submission upon which it becomes null and void.</p>
--	--	--



ALBANY COUNTY
 AIRPORT
 AUTHORITY

Gensler



BID PACKAGE #
 ISSUED FOR BID

THIS DOCUMENT IS THE PROPERTY OF CHIA ARCHITECTURE. IT IS TO BE USED ONLY FOR THE PROJECT AND SITE SPECIFICALLY IDENTIFIED HEREIN. IT IS NOT TO BE REPRODUCED, COPIED, OR TRANSMITTED IN ANY FORM OR BY ANY MEANS, ELECTRONIC OR MECHANICAL, INCLUDING PHOTOCOPYING, RECORDING, OR BY ANY INFORMATION STORAGE AND RETRIEVAL SYSTEM, WITHOUT THE WRITTEN PERMISSION OF CHIA ARCHITECTURE.

ALB - Central Terminal

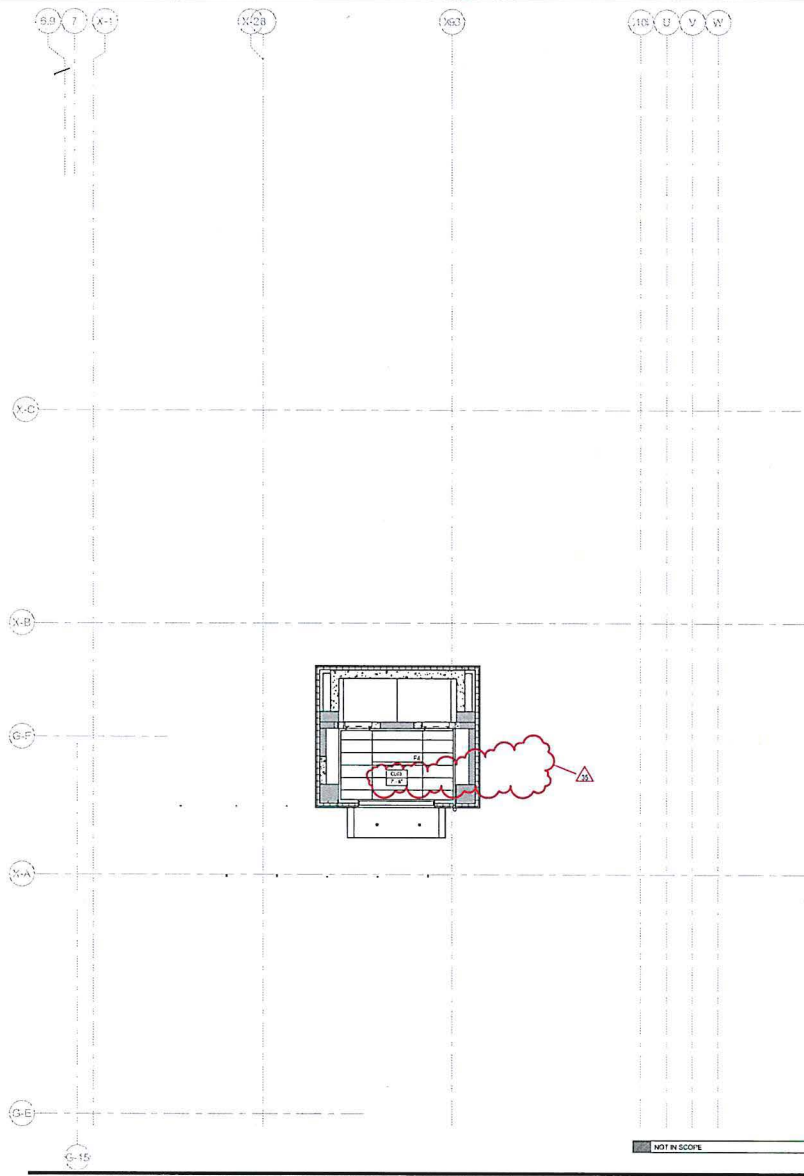
Scale: 1/8" = 1'-0"

24	REVISED	1/28/23
11	ADD TO	8/20/23

ENLARGED REFLECTED
 CEILING PLAN - GARAGE
 LOBBY LEVEL 5

Designed By	Drawn By	Checked By
Issue Date	Project No.	Scale
2023/08/23	000192000	1/8" = 1'-0"

Drawing No.
AI-2.203C



01 REFLECTED CEILING PLAN - CONNECTOR AND GARAGE LOBBY
 SCALE: 1/8" = 1'-0"

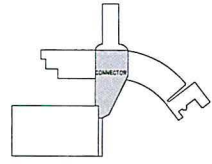
SHEET NOTES

GENERAL NOTES

- GENERAL NOTES - REFLECTED CEILING**
- A. REFER TO SHEET A501 FOR GRAPHIC SYMBOLS AND ABBREVIATIONS.
 - B. REFER TO LIGHTING PACKAGE FOR LIGHTING SPECIFICATIONS AND DETAILS.
 - C. CENTER GRID AND TILE IN ROOMS, UNLESS NOTED OTHERWISE.
 - D. LOCATE REGISTERIES AND LIGHTING FIXTURES WITHIN CEILING GRID LINES, CENTER, SPRINKLER HEADS, SPEAKERS, RECESSED FIXTURES, AND SIMILAR CEILING ELEMENTS IN ACOUSTICAL CEILING PANELS, UNLESS NOTED OTHERWISE.
 - E. FINISH HVAC DIFFUSERS, DRAPEY-SPACE PROTECTS, SPEAKER GRILLES AND OTHERS LOCATED IN CEILING TO MATCH ADJACENT FINISH, UNLESS NOTED OTHERWISE.
 - F. SPRINKLER HEADS TO BE CONCEALED TYPE THROUGHOUT AND CENTERED IN CEILING PANELS.
 - G. ALL DWP-SD CEILING TO BE PAINTED PPU 1110.
 - H. REFER TO 2000 A100 SERIES FOR TYPICAL CEILING DETAILS.
 - I. PROVIDE CEILING CLIPS TO ALL ACCESSIBLE CEILING IN ROOMS AND AREAS ADJACENT TO MECHANICAL AIR ROOMS.

- J. LIGHT LOCATIONS TAKE PRECEDENCE OVER OTHER DEVICES INCLUDING SPRINKLER HEADS. SPRINKLER HEAD LOCATIONS TO BE ORGANIZED AND ALIGNED WITH LIGHTS IN AN ORDERLY MANNER. PROVIDE ADDITIONAL HEADS BEYOND MINIMUM COVERAGE REQUIREMENTS IF NECESSARY TO MAINTAIN CEILING DEVICE ORGANIZATION.
- K. PATCH REPAIRS, INSURE THAT ALL SURFACES EXPOSED BY DEVOLUTION WORK OR CUTTING TO ALIGN WITH EXISTING SURFACES SCHEDULED TO REMAIN OR NEW.
- L. REFER TO A1700 SERIES FOR MILLWORK INTEGRATED LIGHTING LOCATIONS.
- M. ALL FIXTURE LENGTHS TO BE FIELD VERIFIED & COORDINATED WITH CEILING GRID.

KEY PLAN



Sheet AI-2.203C.dwg, 08/20/2023, 10:23:39 AM, Albany County Airport Authority, 207 Park Avenue South, New York, NY 10003, CHIA ARCHITECTURE

PCO-451



MLB Construction Services LLC
 One Stone Break Road
 Malta, NY 12020
 Tel: 518-289-1371
 Fax: 518-289-1652

PCO-451 Rec'd TCCo 04.16.26

PROPOSAL

SUBMITTED TO: Scott Bridie Turner Construction Company 1 Computer Drive South Albany, NY 12205	PROJECT NAME Alb. Airport 21-1082-STR & INT	
	PROJECT NO. 23-114	DATE 4/8/26
	PROPOSAL NO. 280	PROPOSAL AMOUNT \$ 1,605.00

Per NOC 280 dated 4/1/2026, MLB Construction Services LLC is pleased to present our proposal for the following:

Per the direction of ACAA, provide Interplay 979 Elephant at the stairway that goes from Level 2 TSA exit to the Level 3 Observator Area.

Description	Labor	Material	Equipment	Subcontract	Other	Price
Flooring Environment Inc				\$1,535.00		\$1,535.00
					Subtotal:	\$1,535.00
		MLB OH&P (Subcontractor)		\$1,395.45	5.02%	\$70.00
					Total:	\$1,605.00

If you have any questions, please contact me at 518-289-1371.

- We reserve the right to request an extension of time together with additional cost incurred at a later date.
- We request calendar days extension of time for the above work.
- This proposal may be withdrawn by us if not accepted within 10 days.

WE HAVE NOT BEEN DIRECTED TO PROCEED WITH THIS WORK.

OWNER MUST RETURN THIS PROPOSAL WITH THEIR SIGNED APPROVAL SHOWN BELOW BEFORE WORK CAN BEGIN .

Submitted by: 
 Craig Dittl
 MLB Construction Services LLC

Approved by: _____
 Date: _____

Cc: JMD/SAS/File (MLB Construction Services LLC)

Date: 4/2/2026
 To: KELSEY MARTIN
 Customer PO: 23114-08

FLOORING Environment
 200 Fillpoint Drive
 Mechanicville, NY 12118
 Ph: 518.383.5510 Fax: 518.383.4740
 Woman-Owned Business Enterprise

PCO-451 Rec'd TCCo 04.16.26
Change Order Request

34306
 Job No: 15705
 Request #: 15
 CO #: 0

Invoice To: MLB CONSTRUCTION SERVICES LLC 1 STONEBREAK ROAD MALTA, NY 12020		Job Name: ALBANY AIRPORT--CENTRAL TERMINAL ALBANY SHAKER ROAD ALBANY, NY 12205	
KELSEY MARTIN Phone: (518) 289-1371 Fax: (518) 289-1652		CRAIG DITTL Cell: (518) 450-9774	
From: TIM WILBER	Project Manager:	Estimator:	

Description of Change Order Request:

ALTERNATE #6--CHANGE STAIR CPT TO INTERPLAY color ELEPHANT

ALTERNATE #6--CHANGE STAIR CPT TO INTERPLAY color ELEPHANT

ADD

MANUFACTURER:			STYLE:			
COLOR NAME:	COLOR NUMBER:	UOM:	QUANTITY:	UNIT PRICE:	TOTAL PRICE:	
1 FURNISH MATERIAL ONLY MOHAWK COMMERCIAL ELEPHANT	979	SY	40.00	38.375	1,535.00	

Total ADD \$1,535.00

Tax Exempt Total This Option : \$1,535.00

SALESMAN'S SIGNATURE _____

Approximate Installation Start Date:

CUSTOMER'S AUTHORIZATION _____

Craig Dittl

From: Kathy Greenwood <kgreenwood@albanyairport.com>
Sent: Thursday, March 12, 2026 9:16 AM
To: John O'Donnell; Craig Dittl; Bridie, Scott F - (NYN); McNeil, Brian - (NYN)
Subject: Re: ALBANY AIRPORT--STAIR CARPET COST

Hello all, Recommendation for staircase carpet is:
Interplay - - \$38.43 / 979 Elephant

Kathy Greenwood
Director, Exhibitions & Programs
Albany County Airport Authority
737 Albany Shaker Rd. Main Terminal, Suite 300
Albany, NY 12211
(518) 378-5971
albanyairport.com
albanyairportartandcultureprogram.com



From: John O'Donnell <jodonnell@albanyairport.com>
Sent: Wednesday, March 4, 2026 8:27 AM
To: Craig Dittl <cdittl@mlbind.com>; Bridie, Scott F - (NYN) <sbridie@tcco.com>; McNeil, Brian - (NYN) <bmcneil@tcco.com>
Cc: Kathy Greenwood <kgreenwood@albanyairport.com>
Subject: RE: ALBANY AIRPORT--STAIR CARPET COST

Craig, Thank you. We will get back to you shortly. I am going to ask Kathy Greenwood to make the selection for the broadloom carpet for staircase leading the 3rd floor.

John A. O'Donnell, P.E.
Chief Operating Officer
Albany County Airport Authority
737 Albany Shaker Rd. Main Terminal, Suite 300
Albany, NY 12211
Cell (518) 378-4887
jodonnell@albanyairport.com
albanyairport.com



From: Craig Dittl <cdittl@mlbind.com>
Sent: Tuesday, March 3, 2026 11:45 AM
To: Bridie, Scott F - (NYN) <sbridie@tcco.com>; John O'Donnell <jodonnell@albanyairport.com>; McNeil, Brian - (NYN)

<bmcneil@tcco.com>

Subject: RE: ALBANY AIRPORT--STAIR CARPET COST

Resending as discussed.

Craig Dittl, Senior Project Manager
MLB Construction Services, LLC




Over 75 Years of Construction Excellence

1 Stonebreak Road Malta, NY 12020
P: 518.289.1371 EXT. 146 C: 518.450.9774
www.mlbconstructionservices.com

Proud Members Of:



ASSOCIATED GENERAL
CONTRACTORS
NEW YORK STATE



From: Craig Dittl

Sent: Thursday, February 12, 2026 9:04 AM

To: Bridie, Scott F - (NYN) <sbridie@tcco.com>; JohnO'Donnell <jodonnell@albanyairport.com>; McNeil, Brian - (NYN) <bmcneil@tcco.com>

Cc: Jeffrey Lino <jlino@mlbind.com>; Damien Pinto-Martin <DPinto@mlbind.com>; Kelsey Angelo <KMAngelo@mlbind.com>

Subject: FW: ALBANY AIRPORT--STAIR CARPET COST

All – see below for broadloom options we’ve been discussing associated with Alternate #6. Again, this is only for the stairs that take you to Level 3 from the TSA area.

Craig Dittl, Senior Project Manager
MLB Construction Services, LLC




Over 75 Years of Construction Excellence

1 Stonebreak Road Malta, NY 12020
P: 518.289.1371 EXT. 146 C: 518.450.9774
www.mlbconstructionservices.com

Proud Members Of:



**ASSOCIATED GENERAL
CONTRACTORS
NEW YORK STATE**



From: T Wilber <twilber@flooringenv.com>
Sent: Thursday, February 12, 2026 7:15 AM
To: Craig Dittl <cdittl@mlbind.com>
Subject: ALBANY AIRPORT--STAIR CARPET COST

Craig,
Material cost is as follows.

Graphic Touch - - **\$29.71**

Moss Moderne - - **\$37.26**

Interplay - - **\$38.43**

Interplay Stripe - **\$32.43**

Matte Finish - **\$37.26**

Tim Wilber
Commercial Sales
Flooring Environment Inc
Woman Owned Business Enterprise
200 Fillpoint Drive
Mechanicville, NY 12118
P: (518)383-5510
F: (518)383-4740



Craig Dittl

From: T Wilber <twilber@flooringenv.com>
Sent: Thursday, February 12, 2026 10:15 AM
To: Craig Dittl
Subject: RE: Albany Airport Expansion: CT01 for Level 3 (And Alternate #6)

That is correct.

Tim Wilber
Commercial Sales
Flooring Environment Inc
Woman Owned Business Enterprise
200 Fillpoint Drive
Mechanicville, NY 12118
P: (518)383-5510
F: (518)383-4740

** INCLUDED FOR REFERENCE **



From: Craig Dittl <cdittl@mlbind.com>
Sent: Thursday, February 12, 2026 10:03 AM
To: T Wilber <twilber@flooringenv.com>
Subject: Albany Airport Expansion: CT01 for Level 3 (And Alternate #6)

Hey Tim – I’m almost positive I already confirmed this with you but my email search is not cooperating. You already have in your possession both the base bid CT01 for the Level 3 Admin spaces AND all of the CT01 for Alternate #6...correct?

Craig Dittl, Senior Project Manager
MLB Construction Services, LLC



Over 75 Years of Construction Excellence
1 Stonebreak Road Malta, NY 12020
P: 518.289.1371 EXT. 146 C: 518.450.9774
www.mlbconstructionservices.com

Proud Members Of:

PCO-452



MLB Construction Services LLC
 One Stone Break Road
 Malta, NY 12020
 Tel: 518-289-1371
 Fax: 518-289-1652

PROPOSAL

SUBMITTED TO: Scott Bridie Turner Construction Company 1 Computer Drive South Albany, NY 12205	PROJECT NAME Alb. Airport 21-1082-STR & INT	
	PROJECT NO. 23-114	DATE 4/9/26
	PROPOSAL NO. 281	PROPOSAL AMOUNT \$ 10,328.00

Per NOC 281 dated 4/9/2026, MLB Construction Services LLC is pleased to present our proposal for the following:
 ACAA requested temporary LVT in the tunnels for appearances as well as carpet at the connector turnover pathway.

Description	Labor	Material	Equipment	Subcontract	Other	Price
Flooring Environment Inc				\$9,879.00		\$9,879.00
					Subtotal:	\$9,879.00
		MLB OH&P (Subcontractor)		\$8,980.91	5.00%	\$449.00
					Total:	\$10,328.00

If you have any questions, please contact me at 518-289-1371.

- We reserve the right to request an extension of time together with additional cost incurred at a later date.
- We request calendar days extension of time for the above work.
- This proposal may be withdrawn by us if not accepted within 10 days.

WE HAVE NOT BEEN DIRECTED TO PROCEED WITH THIS WORK.

OWNER MUST RETURN THIS PROPOSAL WITH THEIR SIGNED APPROVAL SHOWN BELOW BEFORE WORK CAN BEGIN .

Submitted by:  4/9/26
 Craig Dittl
 MLB Construction Services LLC

Approved by: _____
 Date: _____

Cc: JMD/SAS/File (MLB Construction Services LLC)

Date: 10/22/2024
To: KELSEY MARTIN
Customer PO: 23114-08

FLOORING Environment
200 Fillpoint Drive
Mechanicville, NY 12118
Ph: 518.383.5510 Fax:518.383.4740
Woman-Owned Business Enterprise

Approved Change Order

34306
Job No: 15705
Request #: 4
CO #: 1

Invoice To: MLB CONSTRUCTION SERVICES LLC 1 STONEBREAK ROAD MALTA, NY 12020		Job Name: ALBANY AIRPORT--CENTRAL TERMINAL ALBANY SHAKER ROAD ALBANY, NY 12205	
KELSEY MARTIN Phone: (518) 289-1371 Fax: (518) 289-1652		CRAIG DITTL Cell: (518) 450-9774	
From: TIM WILBER	Project Manager:	Estimator:	

Description of Change Order Request:

TEMP CORRIDOR
TEMP CORRIDOR

Temp Tunnel #7 (6)

ADD

MANUFACTURER:		STYLE:				
COLOR NAME:	COLOR NUMBER:	UOM:	QUANTITY:	UNIT PRICE:	TOTAL PRICE:	
1 FURNISH MATERIAL ONLY						
MOHAWK COMMERCIAL			SECOYA LOOSE LAY PLANKS - 22.84 SF/CTN			
ATWELL MILL	148	SF	360.00	4.790	1,724.40	
2 FURNISH MATERIAL ONLY						
MOHAWK COMMERCIAL			ADHESIVE-PRESSURE SENSITIVE (M004)			
NA		EA	1.00	115.200	115.20	
3 FURNISH MATERIAL ONLY						
ARDEX @			ARDEX FEATHER FINISH			
NA	NA	EA	8.00	23.400	187.20	
4 LABOR ONLY						
FLOORING ENVIRONMENT, INC.			N/A			
N		EA	8.00	86.650	693.20	

Total ADD \$2,720.00

Tax Exempt Total This Option : \$2,720.00

SALESMAN'S SIGNATURE _____

Approximate Installation Start Date:

CUSTOMER'S AUTHORIZATION _____

Date: 2/10/2026
 To: JEFF LINO
 Customer PO: 23110 / 21-1072-GC

FLOORING Environment

200 Fillpoint Drive
 Mechanicville, NY 12118
 Ph: 518.383.5510 Fax: 518.383.4740
 Woman-Owned Business Enterprise

Change Order Request

34600
 Job No: 15169
 Request #: 2
 CO #: 0

Invoice To: MLB CONSTRUCTION SERVICES LLC 1 STONEBREAK ROAD MALTA, NY 12020		Job Name: ALBANY AIRPORT--TEMP QUEUING PLATFORM BLDG BP2 ALBANY SHAKER ROAD ALBANY, NY 12205	
JEFF LINO Phone: (518) 289-1371 Fax: (518) 289-1652			
From:	Project Manager:	Estimator:	
TIM WILBER			

Description of Change Order Request:
 TEMP CORRIDOR #3-----SAME AS FIRST ONE.
 TEMP CORRIDOR #3-----SAME AS FIRST ONE.

Temp Tunnel Configuration #2

ADD

MANUFACTURER:			STYLE:		
COLOR NAME:	COLOR NUMBER:	UOM:	QUANTITY:	UNIT PRICE:	TOTAL PRICE:
1 FURNISH AND INSTALL---STOCK LVT					
TARKETT®			ALOFT GLUE DOWN PLANK(36SF/BOX)		
CHESTNUT PEPPERCORN	32HC357G	SF	396.00	8.053	3,189.00
2 FLOOR PREP					
ARDEX ®			ARDEX FEATHER FINISH		
NA	NA	SF	396.00	1.439	570.00

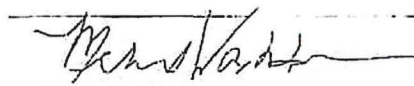
Total ADD \$3,759.00

Tax Exempt Total This Option : \$3,759.00

SALESMAN'S SIGNATURE

Approximate Installation Start Date:

CUSTOMER'S AUTHORIZATION



Date:
4/9/2026

FLOORING Environment

Change Order Request

To:
KELSEY MARTIN
Customer PO:
23114-08

200 Fillpoint Drive
Mechanicville, NY 12118
Ph: 518.383.5510 Fax:518.383.4740
Woman-Owned Business Enterprise

34306
Job No: 15705
Request #: 16
CO #: 0

Invoice To: MLB CONSTRUCTION SERVICES LLC 1 STONEBREAK ROAD MALTA, NY 12020		Job Name: ALBANY AIRPORT--CENTRAL TERMINAL ALBANY SHAKER ROAD ALBANY, NY 12205	
KELSEY MARTIN Phone: (518) 289-1371 Fax: (518) 289-1652		CRAIG DITTL Cell: (518) 450-9774	
From: TIM WILBER	Project Manager:	Estimator:	

Description of Change Order Request:
TEMP CORRIDOR---CARPET 4-13-26 → @ CONNECTOR PER AIA REQUEST
TEMP CORRIDOR---CARPET 4-13-26

ADD

MANUFACTURER:			STYLE:			
COLOR NAME:	COLOR NUMBER:	UOM:	QUANTITY:	UNIT PRICE:	TOTAL PRICE:	
1 FURNISH MATERIAL ONLY INCLUDES ADHESIVE TANDUS INTERCHANGE 24" X 24" ETHOS CARPET TILE						
OPEN AIR	36102	SY	93.38	22.842	2,133.00	
2 FURNISH MATERIAL ONLY ARDEX ® ARDEX FEATHER FINISH						
NA	NA	EA	8.00	24.000	192.00	
3 LABOR ONLY FLOORING ENVIRONMENT, INC. N/A						
N		EA	1.00	1,075.000	1,075.00	
Total ADD					\$3,400.00	

Tax Exempt Total This Option : \$3,400.00

SALESMAN'S SIGNATURE _____

Approximate Installation Start Date:

CUSTOMER'S AUTHORIZATION _____



Feb 6, 2026 at 3:49:04 PM EST



Apr 17, 2026 at 7:59:13 AM ED

PCO-453



MLB Construction Services LLC
 One Stone Break Road
 Malta, NY 12020
 Tel: 518-289-1371
 Fax: 518-289-1652

PCO-453 Rec'd TCCo 04.16.26

PROPOSAL

SUBMITTED TO:

Scott Bridie
 Turner Construction Company
 1 Computer Drive South
 Albany, NY 12205

PROJECT NAME

Alb. Airport 21-1082-STR & INT

PROJECT NO.

23-114

DATE

4/16/26

PROPOSAL NO.

240

PROPOSAL AMOUNT

\$ 31,965.00

Per NOC 240 dated 12/19/2025, MLB Construction Services LLC is pleased to present our proposal for the following:

Please provide replacement valves as indicated in the response to RFI-542.

Description	Labor	Material	Equipment	Subcontract	Other	Price
John W Danforth Company				\$30,574.26		\$30,574.26
					Subtotal:	\$30,574.26
		MLB OH&P (Subcontractor)		\$27,794.78	5.00%	\$1,390.74
					Total:	\$31,965.00

If you have any questions, please contact me at 518-289-1371.

- We reserve the right to request an extension of time together with additional cost incurred at a later date.
- We request calendar days extension of time for the above work.
- This proposal may be withdrawn by us if not accepted within 10 days.

WE HAVE NOT BEEN DIRECTED TO PROCEED WITH THIS WORK.

OWNER MUST RETURN THIS PROPOSAL WITH THEIR SIGNED APPROVAL SHOWN BELOW BEFORE WORK CAN BEGIN .

Submitted by:

 4/16/26
 Craig Dittl
 MLB Construction Services LLC

Approved by: _____

Date: _____

Cc: JMD/SAS/File (MLB Construction Services LLC)

Craig Dittl

From: John O'Donnell <jodonnell@albanyairport.com>
Sent: Thursday, April 16, 2026 9:48 AM
To: Craig Dittl; Bridie, Scott F - (NYN); McNeil, Brian - (NYN); Wagner, Robert C - (NYN); Matthew Mokey
Cc: John LaClair; Matthew Mokey
Subject: RE: Albany Airport Expansion, BP-4: Fin Tube Valve Replacements (RFI-542)

Steve Fodera agreed to the pricing and scope. He asked if he could be informed when the work advances. That's good by me as well.

John A. O'Donnell, P.E.

Chief Operating Officer
Albany County Airport Authority
737 Albany Shaker Rd. Main Terminal, Suite 300
Albany, NY 12211
Cell (518) 378-4887
jodonnell@albanyairport.com
albanyairport.com



From: Craig Dittl <cdittl@mlbind.com>
Sent: Thursday, April 16, 2026 9:01 AM
To: Bridie, Scott F - (NYN) <sbridie@tcco.com>; McNeil, Brian - (NYN) <bmcneil@tcco.com>; Wagner, Robert C - (NYN) <rwagner@tcco.com>; John O'Donnell <jodonnell@albanyairport.com>; Matthew Mokey <MMokey@albanyairport.com>
Subject: RE: Albany Airport Expansion, BP-4: Fin Tube Valve Replacements (RFI-542)

Have you guys reviewed the valves? I'm working on change orders today so I'd like to put this together if it is in fact something you want to proceed with.

Craig Dittl, Senior Project Manager
MLB Construction Services, LLC



Over 75 Years of Construction Excellence

1 Stonebreak Road Malta, NY 12020
P: 518.289.1371 EXT. 146 C: 518.450.9774
www.mlbconstructionservices.com

Proud Members Of:

CHANGE ORDER REQUEST

67



Title: NOC #240 Ticketing Fin Tube Valve Replacement (RFI 542)

Project Name: Albany Airport Terminal Expansion

Project Address: 737 Albany Shaker Road
Albany, NY 12211

COR Date: 01/28/2026

John W Danforth Company Job Number: 90272-100

Customer Job Number:

Customer Reference Number:

Our Information

John W Danforth Company

300 Colvin Woods Parkway
Tonawanda, NY 14150
Phone: (716)-955-0035

Customer Information

MLB Construction Services

1 Stonebreak Road
Ballston Spa, NY 12020
Phone: (518)-289-1371

Description of Change Order Request

- Provide, wire, and program the following system modifications to the Siemens Building Controls called out on RFI-542
- Per drawing MD-210 provide fin tube valve assembly's to be installed by Danforth.
- Additional control programing and modification.
- Siemens will support the additional testing and balancing with the added scope.
- Danforth will remove old valve bodies and install the new 12 valve bodies. Drain and Fill System

Labor

Description	Qty (HR)	Unit (HR)	Rate (HR)	Total Cost
Labor for Shift Differential	96.00	ST	\$11.27	\$1,081.92
Local 7 Journeyman-Drain and Fill	8.00	ST	\$111.16	\$889.28
Local 7 Foreman-Drain and Fill	8.00	ST	\$114.35	\$914.80
Local 7 Journeyman-Valve Work	48.00	ST	\$111.16	\$5,335.68
Local 7 Foreman-Valve Work	48.00	ST	\$114.35	\$5,488.80
Hours Subtotals: ST: 208.00			Total Labor:	\$13,710.48

Material

Description	Qty of Material	Unit of Measure	Rate	Total Cost
Quote from Ferguson	1.00	lot	\$1,108.00	\$1,108.00
			Total Material:	\$1,108.00

Subcontractor

Company	Contract	Description	Qty of Unit	Unit of Measure	Rate	Total Cost
Siemen's	Building Controls	Provide Programming and Control Valves	1.00	lot	\$12,976.30	\$12,976.30
					Total Subcontractor:	\$12,976.30

Subtotal		\$27,794.78
Tax Rate (Materials)	0.000%	\$0.00
Mark Up Rate (Subtotal)	10.000%	\$2,779.48
Requested Total		\$30,574.26

Terms & Conditions

Exclusions to include :Retention; unforeseen conditions; roofing work of any kind; cleanup; dumpsters; painting; temporary facilities of any kind; any design calculations or PE stamp; full time on-site safety rep; sales tax; bonding or special insurances of any kind; concrete cutting or concrete work of any kind; cut & patch of any kind; grouting; electrical/power wiring of any kind; controls wiring; environmental remediation; excavation/backfilling; dewatering; chemical/mechanical pipe cleaning; flushing/draining/refilling/venting of systems; instructions to operating personnel; operational tests; valve tagging; equipment/system identification; shop drawings; as-built drawings; escutcheons; caulking; reconditioning and cleaning of owner equipment or material; shoring/tamping; labor to perform x-ray quality welding; schedule update; any work that is not explicitly called out in scope of work description above.

This change proposal covers only the direct costs associated with the change order work described above. The contractor expressly reserves the right to submit, at a later date, added costs and/or time extension requests attendant to this modification arising from, but not limited to: extended field and home office overhead, labor and equipment inefficiencies, disruptions, cumulative impacts, impacts to the critical path and related delay costs, schedule resequencing and/or overtime and acceleration.

We reserve the right to modify this estimate, if additional work not covered by this proposal is required.

Unless noted otherwise, it is anticipated that all work required by this change will be done on a straight time basis. Overtime work, if required, will be billed as an additional item.

This proposal is for acceptance within 20 days and is subject to escalation thereafter.

Please advise as soon as possible if we are to proceed. We will not proceed without formal written change order, per contract terms.

ACCEPTANCE OF PROPOSAL: The above prices, specifications, and conditions are satisfactory and are hereby accepted. John W. Danforth Company is authorized to do the work as indicated. Payment will be made as outlined above. The conditions of the proposal above stand good for 30 days. Pricing is based on conditions at time of bid. Danforth reserves its right for an adjustment in contract time, price, or both, due to changing conditions relating, but not limited to COVID-19, or any pandemic, epidemic, disease outbreak, or conflict; or any governmental regulations that are enacted after this date that may impact project cost.

Siemens

Change Order Proposal

To: Danforth

Date: January 23, 2026

Project: Albany Airport Terminal Expansion

Sections: Building Controls

Project Number: 44OP-377236

We propose the following pricing for the additional scope of work requested by the project team as called out in RFI#BP-04 RFI-542: Ticketing & Baggage Fin Tube Covers & Actuator Replacement

Scope of Work:

- Provide, wire, and program the following system modifications to the Siemens Building Controls called out on RFI-542
 - Per drawing MD-210 provide fin tube valve assembly's to be installed by the pertaining parties.
 - Additional control programing and modification.
 - Siemens will support the additional testing and balancing with the added scope.
 - The project mechanical will remove old valve bodies and install the new valve bodies.

Clarifications :

- Provide all required wiring associated with this scope of work. Removal and reinstallation of all required BMS controls and associated cabling. Siemens isn't responsible for removal or installation of valve bodies.
- Excludes sales tax, payment, and performance bonds and per project aggregate insurance.
- Excludes wiring, installing, or programming of any third-party controls not called out in this scope above.
- All onsite work for this project to be completed Monday through Friday from 7:00AM to 4:00PM.
- This change proposal is good for 60 days.
- This proposal is subject to the existing Siemens and contract Terms and Conditions.

As a result of the global Covid-19 Virus outbreak and global supply chain issues, temporary delays in delivery, labor or services from Siemens and its sub-suppliers or subcontractors may occur. Among other factors, Siemens' delivery is subject to the correct and punctual supply from sub-suppliers or subcontractors, and Siemens reserves the right to make partial deliveries or modify its labor or services. While Siemens shall make every commercially reasonable effort to meet the delivery or service or completion dates.

Siemens Industry, Inc.
Smart Infrastructure
6 British American Blvd
Latham, NY 12110

Jason Hickok
jason.hickok@siemens.com
Cell: 518 903-9459



Change Order Proposal

Notes:

- 1) This scope of work is to be included as part of any contract which results from our proposal for this project.
- 2) Our Price does NOT include per project aggregate insurance costs
- 3) Siemens Standard Terms and Conditions are applicable to this proposal.
- 4) Payment terms are 30 days from receipt of invoice.
- 5) Price does NOT include Sales or Use Tax. Order must include required tax certificates.

Order is subject to an approved credit check without exception

Material:

(12) 262-02044 @ \$252.59 \$ 3,031.08

Labor:

(8 Hours) Engineer @ \$138.01 \$ 1,104.08

(34 Hours) Specialist @ \$173.38 \$ 5,894.92

(8 hours) PM @ \$220.82 \$ 1,766.56

Total Cost - \$ 11,796.64

10% OH&P \$ 1,179.66

Total Change Order Price: \$ 12,976.30

Proposal Accepted:

Siemens Industry, Inc. is authorized to proceed with the work as proposed.

Purchaser

By

Title

Date

Proposal Submitted:

Siemens Industry, Inc.

By

Jason Hickok

Title

Project Manager

Date

January 23, 2026

Page 2 of 2



FEL-COHOES, NY #364
 5 GREEN MOUNTAIN DRIVE
 COHOES, NY 12047-4807

Phone: 518-268-6749
 Fax: 518-708-8225

PCO-453 Rec'd TCCo 04.16.26

Deliver To:
 From: Benjamin Fox
 ben.fox@ferguson.com
 Comments:

10:16:00 JAN 28 2026

Page 1 of 1

FERGUSON ENTERPRISES LLC #501

Price Quotation
 Phone: 518-268-6749
 Fax: 518-708-8225

Bid No: B600845
 Bid Date: 01/28/26
 Quoted By: BFF

Cust Phone: 716-832-1940
 Terms: NET 10TH PROX

Customer: JOHN W DANFORTH CO
 5 LIEBECH LANE
 ALBANY ACCOUNT
 CLIFTON PARK, NY 12065

Ship To: JOHN W DANFORTH CO
 5 LIEBECH LANE
 ALBANY ACCOUNT
 CLIFTON PARK, NY 12065

Cust PO#:

Job Name:

Item	Description	Quantity	Net Price	UM	Total
IBNRF	3/4 BLK RUN OF NIP	12	34.764	EA	417.17
PFXCCS33	LF 3/4 FIP X SWT DIELEC UNION	24	17.570	EA	421.68
IBBGF	1X3/4 BLK MI BUSH	24	2.744	EA	65.86
CUF	LF 3/4 WROT CXC UNION	12	16.990	EA	203.88
Net Total:					\$1108.59
Tax:					\$77.60
Freight:					\$0.00
Total:					\$1186.19

Quoted prices are based upon receipt of the total quantity for immediate shipment (48 hours). SHIPMENTS BEYOND 48 HOURS SHALL BE AT THE PRICE IN EFFECT AT TIME OF SHIPMENT UNLESS NOTED OTHERWISE. QUOTES FOR PRODUCTS SHIPPED FOR RESALE ARE NOT FIRM UNLESS NOTED OTHERWISE.

Due to the uncertain impact of potential tariffs, Ferguson's quotation/proposal has not included any provision or contingency for future tariffs or increase of existing tariffs. Ferguson reserves the right to adjust prices to reflect the impact of any new or increased tariffs that affect our costs at the time of shipment. Ferguson will provide notice of any such adjustments along with documentation supporting the changes.

CONTRACTOR CUSTOMERS: IF YOU HAVE DBE/MBE/WBE/VBE/SDVBE/SBE GOOD FAITH EFFORTS DIVERSITY GOALS/ REQUIREMENTS ON A FEDERAL, STATE, LOCAL GOVERNMENT, PRIVATE SECTOR PROJECT, PLEASE CONTACT YOUR BRANCH SALES REPRESENTATIVE IMMEDIATELY PRIOR TO RECEIVING A QUOTE/ORDER.

Seller not responsible for delays, lack of product or increase of pricing due to causes beyond our control, and/or based upon Local, State and Federal laws governing type of products that can be sold or put into commerce. This Quote is offered contingent upon the Buyer's acceptance of Seller's terms and conditions, which are incorporated by reference and found either following this document, or on the web at <https://www.ferguson.com/content/website-info/terms-of-sale>
 Govt Buyers: All items are open market unless noted otherwise.

LEAD LAW WARNING: It is illegal to install products that are not "lead free" in accordance with US Federal or other applicable law in potable water systems anticipated for human consumption. Products with "NP in the description are NOT lead free and can only be installed in non-potable applications. Buyer is solely responsible for product selection.
 Buyer shall accept delivery of products within 60 days of Seller receiving the products at Seller's warehouse. If Buyer causes or requests a delay in delivery of the products, Buyer may be subject to storage fees and additional costs caused by such delay. Seller reserves the right to requote the products and reschedule the delivery date, subject to manufacturer's lead times and price increases, if Buyer is unable to accept delivery within 60 days.



HOW ARE WE DOING? WE WANT YOUR FEEDBACK!

Scan the QR code or use the link below to complete a survey about your bids:

<https://survey.medallia.com/?bidsorder&fc=364&on=367566>



TCCo New York North
 1 Computer Drive South
 Albany, New York 12205
 P: (518) 432-0277
 F: (518) 432-0279

Project: 230609 Albany Airport: Terminal
Expansion
 737 Albany Shaker Rd.
 Albany, New York 12211

RFI #BP-04 RFI-542: Ticketing & Baggage Fin Tube Covers & Actuator Replacement

Revision	0	Status	Closed on 12/18/25
To	Christopher Carroll (CHA Consulting, Inc.) Ashley Richards (CHA Consulting, Inc.) Holly Johnson (Foit-Albert Associates) Maureen Moran (CHA Consulting, Inc.) Mike Heinzman (Foit-Albert Associates) Todd Cirillo (CHA Consulting, Inc.) Tony Stellato (CHA Consulting, Inc.) Aaron Smith (CHA Consulting, Inc.)	From	Lori Rowe (MLB Construction Services, LLC)
Date Initiated	Dec 17, 2025	Due Date	Dec 24, 2025
Location		Project Stage	Course of Construction
Cost Impact		Schedule Impact	
Spec Section		Cost Code	
Drawing Number		Reference	
Linked Drawings			
Received From	Lori Rowe (MLB Construction Services, LLC)		
Copies To	Eddie Andres (Turner Construction Company), Scott Bridie (Turner Construction Company), Todd Cirillo (CHA Consulting, Inc.), Craig Dittl (MLB Construction Services, LLC), Zack Geddies (Albany County Building Department), Jordan Hudak (CHA Consulting, Inc.), Jeff Lino (MLB Construction Services, LLC), Kelsey Martin (MLB Construction Services, LLC), Marty Millington (MLB Construction Services, LLC), Maureen Moran (CHA Consulting, Inc.), Jo Anne Nichols (MLB Construction Services, LLC), Lori Rowe (MLB Construction Services, LLC), Mike Washburn (MLB Construction Services, LLC)		

Activity

Question

Question from Lori Rowe MLB Construction Services, LLC on Monday, Dec 15, 2025 at 02:54 PM EST

Upon investigating the FT in ticketing, Siemens found the actuators and valve bodies to be in quite bad shape (see photos). The FT in baggage claim was not evaluated but assumed to be in the same state. Danforth owes replacement of the actuators and FT covers, however the valve bodies are out of our scope. Please advise if we are to replace the valve bodies in addition to ensure a properly functioning system

Attachments


[_Plumbing-107-Ticketing_ & Baggage_Fin_Tube_Covers_&_Actuator Replacement.pdf](#)

Official Response

Response from Aaron Smith CHA Consulting, Inc. on Thursday, Dec 18, 2025 at 03:17 PM EST

ACGA has elected to have the valve bodies for the Fin Tube (FT) units replaced as well.







AGENDA ITEM NO. 12

Authorization of Federal and State Grants

AGENDA ITEM NO. 13

Informational Only

AGENDA ITEM NO. 13.1

Report Emergency Repair to Glycol Collection System

**A Purchase Order to Replace a 36” Valve under
the Terminal Apron for the
Glycol Collection system to James H. Maloy, Inc. is
in process.**

INFORMATIONAL
AGENDA ITEM NO: 13.1
MEETING DATE: May 12, 2026

ALBANY COUNTY AIRPORT AUTHORITY
REQUEST FOR AUTHORIZATION
INFORMATIONAL

Information Item
Presented to ACAA
on 05/12/2026

DEPARTMENT:

Contact Person: *John LaClair, P.E. Chief Engineer*

PURPOSE OF REQUEST:

Report Emergency Repair to Glycol Collection System

A Purchase Order to Replace a 36" Valve under the Terminal Apron for the Glycol Collection system to James H. Maloy, Inc. is in process.

CONTRACT AMOUNT:

Total Contract Amount: \$132,182.26

BUDGET INFORMATION:

Federal Airport Improvement Program

Anticipated in Current ALB Capital Plan : Yes J No ___ NA

Funding Account No.: Capital

FISCAL IMPACT – FUNDING

Federal N/A State N/A Airport 100% NA _____

Term of Funding: 2026

Grant No. : N/A State PIN: N/A

JUSTIFICATION:

J.H. Maloy was called out in February 2026 to replace a 36" butterfly valve for the glycol collection system in a valve chamber under the Terminal ramp. Maloy was the contractor that originally installed the system in 1989 and were familiar with the system.

The work was done in winter conditions so that once the weather changed the valve could be closed to prevent glycol from being leaked into the Shaker Creek.

CHIEF EXECUTIVE OFFICER'S RECOMMENDATION:

Recommend approval.

FINAL AGREEMENT SUBJECT TO APPROVAL BY COUNSEL: YES J NA ___

INFORMATIONAL
AGENDA ITEM NO: 13.1
MEETING DATE: May 12, 2026

PROCUREMENT DEPARTMENT APPROVAL:

*Procurement complies with Authority Procurement Guidelines and Acting Chief
Financial Officer has approved. YES ✓ NO .*

BACK-UP MATERIAL:

Please refer to attached James H. Maloy, Inc. invoice.

JAMES H. MALOY, INC.

Contractors



P.O. Box 11016
 Loudonville, N.Y. 12211-0016
 Phone (518) 438-7881
 Fax: (518) 438-7884

April 13, 2026

Albany County Airport Authority
 737 Albany Shaker Road
 Albany, NY 12211

Replace 36" Ø Butterfly Valve and Associated Work at Manhole #20 on Airport Apron
T&M Invoice #26-02
March, 2026

	Quantity	Unit	Rate	Cost	Total
Labor					
Superintendent - S/T	18.0	Hour	\$ 150.00	\$ 2,700.00	
General Foreman - S/T	105.5	Hour	\$ 115.00	\$ 12,132.50	
General Foreman - O/T	6	Hour	\$ 39.00	\$ 234.00	
Foreman - S/T	68.0	Hour	\$ 95.00	\$ 6,460.00	
Foreman - O/T	2.5	Hour	\$ 34.00	\$ 85.00	
Laborer - S/T	82.0	Hour	\$ 89.00	\$ 7,298.00	
Laborer - O/T	2.0	Hour	\$ 30.00	\$ 60.00	
Operator - S/T	50.0	Hour	\$ 115.00	\$ 5,750.00	
Operator - O/T	2.0	Hour	\$ 39.00	\$ 78.00	
Carpenter Foreman - S/T	8.0	Hour	\$ 115.00	\$ 920.00	
					<u>\$ 35,717.50</u>
Equipment					
Linkbelt 145	48.0	Hour	\$ 98.69	\$ 4,737.12	
Service Truck	199.5	Hour	\$ 30.60	\$ 6,104.70	
Rack Truck	80.0	Hour	\$ 56.96	\$ 4,556.80	
Welder w/ weld equip.	8.0	Hour	\$ 55.00	\$ 440.00	
Cut Saw	2.0	DY	\$ 60.00	\$ 120.00	
2" Pump w/ hose	10.0	DY	\$ 55.00	\$ 550.00	
Generator	10.0	DY	\$ 65.00	\$ 650.00	
Misc. tools	1.0	LS	\$ 1,000.00	\$ 1,000.00	
					<u>\$ 18,158.62</u>
Material					
Core & Main	1.0	LS	\$ 2,598.34	\$ 2,598.34	
Core & Main	1.0	LS	\$ 40,539.29	\$ 40,539.29	
F W Webb	1.0	LS	\$ 249.00	\$ 249.00	
Woodward	1.0	LS	\$ 1,013.44	\$ 1,013.44	
Woodward	1.0	LS	\$ 5,472.60	\$ 5,472.60	
Kivort	1.0	LS	\$ 85.00	\$ 85.00	
Lowe's	1.0	LS	\$ 111.53	\$ 111.53	
Tractor Supply	1.0	LS	\$ 45.88	\$ 45.88	
Harbor Freight	1.0	LS	\$ 97.19	\$ 97.19	
Core & Main	1.0	LS	\$ 4,563.49	\$ 4,563.49	
Misc. Material (JHM)	1.0	LS	\$ 1,500.00	\$ 1,500.00	
					<u>\$ 56,275.76</u>
					Subtotal: \$ 110,151.88
					5% Administrative Fee: \$ 5,507.59
					15% O&P: <u>\$ 16,522.78</u>
					Total: \$ 132,182.26
					TOTAL AMOUNT DUE THIS INVOICE: <u>\$ 132,182.26</u>

Old Business

OLD BUSINESS:

AGENDA ITEM NO. 14

Original Meeting Date: March 23, 2026

Partial Approval at ACAA Meeting: April 13, 2026

Review and acceptance of the Authority's:

1. TABLED (See Below)
2. Authority's 2025 Rates and Charges Settlement Report to the Signatory Airlines and Signatory Cargo Carriers with draft Consultant Report;
3. Authority's 2025 Annual Investment Report in accordance with its Cash Management and Investment Policy and Section 2925 of the Public Authorities Law (with draft audit compliance report of MMB + Co., certified public accountants);
4. Annual 2025 review and approval of the Cash Management and Investment Policy in accordance with Section 2925 of the Public Authorities Law;
5. Review of mission statement and performance measures and acceptance of measurement report for 2025 required by Section 2800 of the Public Authorities Law; and
6. Financial Statements for 2025 for the Other Post Employment Benefit Trust.

Approval Request at ACAA Meeting: May 12, 2026

1. Thirty-second Annual Comprehensive Financial Report (AFCR) as of and for the year ended December 31, 2025 (with the draft audit and compliance reports of MMB + Co., certified public accountants);

OLD BUSINESS

AGENDA ITEM NO: 14

MEETING DATE: March 23, 2026

ALBANY COUNTY AIRPORT AUTHORITY
REQUEST FOR AUTHORIZATION

ACAA Approved
05/12/2026

DEPARTMENT: Finance

Contact Person: *Audit Committee*
Margaret Herrmann, Acting Chief Financial Officer

PURPOSE OF REQUEST:

Approval Request at ACAA Meeting: May 12, 2026

1. *Thirty-second Annual Comprehensive Financial Report (AFCR) as of and for the year ended December 31, 2025 (with the draft audit and compliance reports of MMB + Co., certified public accountants);

Partial Approval at ACAA Meeting: April 13, 2026


1. TABLED (See * Above)
2. Authority's 2025 Rates and Charges Settlement Report to the Signatory Airlines and Signatory Cargo Carriers with draft Consultant Report;
3. Authority's 2025 Annual Investment Report in accordance with its Cash Management and Investment Policy and Section 2925 of the Public Authorities Law (with draft audit compliance report of MMB + Co., certified public accountants);
4. Annual 2025 review and approval of the Cash Management and Investment Policy in accordance with Section 2925 of the Public Authorities Law;
5. Review of mission statement and performance measures and acceptance of measurement report for 2025 required by Section 2800 of the Public Authorities Law; and
6. Financial Statements for 2025 for the Other Post Employment Benefit Trust.

BACKUP MATERIALS:

- Annual Comprehensive Financial Report for the year ended December 31, 2025 with draft auditor reports;

CHIEF EXECUTIVE OFFICER'S RECOMMENDATION:

CEO recommends approval.



ALBANY
INTERNATIONAL AIRPORT



Albany County Airport Authority

*A component unit of the County of Albany, located in the
Town of Colonie, New York*

Annual Comprehensive Financial Report
For the years ended December 31, 2025 and 2024

Albany County Airport Authority


As of December 31, 2025

Authority Board Members



Samuel A. Fresina
Chair

Term Expires: December 31, 2028



Kevin R. Hicks, Sr.
Vice-Chair

Term Expires: December 31, 2028



Sari O'Connor
Treasurer

Term Expires: December 31, 2028



Steven H. Heider
Secretary

Term Expires: December 31, 2025



Janet Thayer
Member

Term Expires: December 31, 2025



Harold N. Iselin
Member

Term Expires: December 31, 2028



John-Raphael Pichardo
Member

Term Expires: December 31, 2027

Authority Management

Peter F. Suto, Esq.

John O'Donnell

Margaret Herrmann

Christine C. Quinn, Esq.

Chief Executive Officer

Chief Operating Officer

Acting Chief Financial Officer

Authority Counsel



ANNUAL COMPREHENSIVE FINANCIAL REPORT

For the years ended December 31, 2025 and 2024

Prepared by the
Finance Department

Margaret Herrmann
Acting Chief Financial Officer

A Component Unit of the County of Albany
Town of Colonie, New York

www.albanyairport.com

CUSIP #012123XXX

The logo for Albany International Airport features the letters 'ALB' in a large, bold, dark blue font. A stylized, curved graphic element in shades of purple and blue is positioned behind the 'A'. Below 'ALB', the word 'ALBANY' is written in a smaller, bold, dark blue font, and 'INTERNATIONAL AIRPORT' is written in a smaller, dark blue font below that.

ALB

ALBANY

INTERNATIONAL AIRPORT

Additional information relating to the Airport Authority is available at the Airport's website:
www.flyalbany.com

If you would like any further information, contact the Chief Financial Officer at
(518)242-2226 or at Albany County Airport Authority, 737 Albany Shaker Rd, Main
Terminal, Suite 300, Albany, NY 12211

TABLE OF CONTENTS

PAGE(S)

I. INTRODUCTORY SECTION

Albany County Airport Authority:	
Members and Principal Officers	Inside Front Cover
Chairman's Message	1
Letter of Transmittal	2-10
Organizational Chart	11
Certificate of Achievement for Excellence in Financial Reporting	12

II. FINANCIAL SECTION

Independent Auditor's Report	15-18
Management's Discussion and Analysis	19-27
Financial Statements:	
Comparative Statements of Net Position	28-29
Comparative Statements of Revenues, Expenses and Changes in Net Position	30
Comparative Statements of Cash Flows	31
Comparative Statements of Fiduciary Net Position	32
Comparative Statements of Changes in Fiduciary Net Position	33
Notes to Financial Statements	35-60
Required Supplementary Information:	
Schedule for the Authority's Proportionate Share of Net Pension Liability	62-63
Schedule for the Authority's Contributions	62-63
Schedule of Changes in the Airport's Net OPEB Liability and Related Ratios	64-65
Actuarially Determined Contribution – Deficiency / (Excess)	66-67
OPEB Actuarial Methods and Assumptions	68-69
Other Supplemental Information:	
Schedule of Debt Service Requirements to Maturity	72
Schedule of Governmental Payments and Services	73
Insurance Schedule	74
Independent Accountant's Report on Applying Agreed- Upon Procedures-Customer Facility Charges	75
Schedules of Revenues, Expenses and Changes in Net Position-Customer Facility Charges	76

III. STATISTICAL SECTION

Total Annual Revenues, Expenses and Changes in Net Position	78-79
Changes in Cash and Cash Equivalents	80-81

Principal Revenue Sources and Cost per Enplaned Passenger	82-83
Ratios of Outstanding Debt	84-85
Revenue Bond Debt Service Coverage	86-87
Population in the Air Trade Area	88
Largest Private Sector Employers in Air Trade Area	89
Colleges and Universities in the Air Trade Area	90
Airport Information	91
Enplaned Passengers	92-93
Airline Landed Weights	94-95
Aircraft Operations	96-98
Airlines Serving the Albany International Airport	99
Scheduled Jet Airline Service	100
Primary Origination and Destination Passenger Markets	101

IV. COMPLIANCE SECTION

Independent Auditor's Report on Internal Control Over Financial Reporting and on Compliance and Other Matters Based on an Audit of Financial Statements Performed in Accordance with <i>Government Auditing Standards</i>	104-105
Schedule of Expenditures of Federal and New York State Department of Transportation Financial Assistance and Notes thereto	106-107
Independent Auditor's Report on Compliance for each Major Federal Program on Internal Control over Compliance in Accordance with the Uniform Guidance	108-110
Independent Auditor's Report on Compliance for the New York State Department of Transportation Financial Assistance Program and Report on Internal Control Over Compliance Required by New York State Codification of Rules and Regulations	111-113
Schedule of Findings and Questioned Costs	114-115
Independent Auditor's Report on Compliance for the Passenger Facility Charge Program and Report on Internal Control over Compliance Required by the Federal Aviation Administration	116-118
Schedule of Passenger Facility Charges Collected and Expended And Notes thereto	119
Passenger Facility Charge Program Schedule of Findings And Questioned Costs	120
Biographies of the Members of the Albany County Airport Authority	121-122
Biographies of the Albany County Airport Authority Senior Staff	123

Introduction

DRAFT

DRAFT

This page intentionally left blank

DRAFT



March 23, 2026

To the Board of the Albany County Airport Authority and Residents and Stakeholders of the Surrounding Region:

The Annual Comprehensive Financial Report (ACFR) of the Albany County Airport Authority (Authority) for the fiscal year ended December 31, 2025 is hereby submitted to the Authority Board and all others interested in the financial condition of Albany International Airport (Airport). This report is published in accordance with the requirements of the State of New York (State) enabling legislation creating the Authority, Article 9, Section 2800 of the Public Authorities Law, and the master bond resolution covering the issuance of indebtedness by the Authority. Pursuant to those requirements, this Annual Comprehensive Financial Report of the Authority has been prepared in accordance with general accepted accounting principles (GAAP) in the United States of America. This report consists of four sections: Introductory, Financial, Statistical, and Compliance. The basic financial statements included in the Financial Section have been audited by MMB+Co.

This report is management's representations concerning the financial position and changes in net financial position of the Authority. Consequently, management assumes full responsibility for the completeness and reliability of all the information presented in this report. To provide a reasonable basis for making these representations, management of the Authority has established a comprehensive internal control framework that has been designed to both protect the Authority's assets from loss, theft, or misuse and to compile sufficient reliable information for the preparation of the Authority's financial statements in conformity with GAAP. Because the cost of internal controls should not exceed anticipated benefits, the Authority's comprehensive framework of internal controls has been designed to provide reasonable rather than absolute assurance that the financial statements will be free from material misstatement. As management, we assert that, to the best of our knowledge and belief, this report is complete and reliable in all material respects.

This introductory letter of transmittal should be read in conjunction with Management's Discussion and Analysis (MD&A) which provides an introduction, overview and analysis of the basic financial statements for 2025 and 2024. The MD&A is located immediately following the report of the independent auditor in the Financial Section. The MD&A is required supplementary information to the basic financial statements, but is not a part of the basic financial statements and was not audited.

INDEPENDENT REVIEW

FINANCIAL AUDIT

The goal of an independent audit is to provide reasonable assurance that the basic financial statements of the Authority for the year ended December 31, 2025 is free of material misstatement. The independent audit involves examining, on a test basis, evidence supporting the amounts and disclosures in the financial statements; assessing the accounting principles used and any significant estimates made by management and evaluating the overall financial statement presentation. The independent auditor concludes, based upon their audit, that there is a reasonable basis for rendering an unmodified ("clean")

opinion and that the Authority's financial statements for the year ended December 31, 2025 are presented in conformity with GAAP. The independent auditor's report is the first component of the Financial Section.

UNIFORM GUIDANCE AUDIT

The independent audit of the financial statements is part of the Uniform Administrative Requirements, Cost Principles, and Audit Requirements for Federal Awards commonly called the "Uniform Guidance", relative to financial funds received from the U.S. Government, the New York State Department of Transportation Draft Part 43 of the Codification of Rules and Regulations, relative to State transportation funds received, and also, in conformity with the provisions of the Passenger Facility Charge Audit Guide for Public Agencies. The standards governing these provisions require the independent auditor to report on the fair presentation of the financial statements and on the Authority's internal controls and compliance with legal requirements, with special emphasis on internal controls and legal requirements involving the administration of federal and state grant awards. The independent auditor's reports are included in the Compliance Section.

As a recipient of federal and state financial assistance, the Authority also is responsible for ensuring that an adequate internal control structure is in place to ensure compliance with applicable laws and regulations related to those programs. As part of the Authority's Uniform Guidance audit, tests were made to determine the adequacy of the internal control structure, including that portion related to federal assistance awards, as well as to determine that the Authority has complied with applicable laws and regulations. The results of the Authority's audit under the Federal Uniform Guidance for the year ended December 31, 2025 provided no instances of material weaknesses in the internal control structure and no instances of noncompliance that are required to be reported under Government Auditing Standards.

THE AUTHORITY

The Albany County Airport Authority (Authority) is a body corporate and politic constituting a public benefit corporation established and existing pursuant to the Albany County Airport Authority Act, Title 32 of Article 8, as amended, of the State of New York Public Authorities Law (Act). The State created the Authority in 1993 in order to promote the strengthening and improvement of the Airport and to facilitate the financing and construction of the initial Terminal Improvement Project (TIP), other subsequent capital improvement plans and gave the Authority the power to operate, maintain and improve the Airport.

The County of Albany (County) and the Authority entered into a permanent Airport Lease Agreement dated December 5, 1995, which became effective May 16, 1996 following approval by the Federal Aviation Administration (FAA) of the United States Department of Transportation for the transfer of the sponsorship of the Airport from the County to the Authority. Under the Lease Agreement the County leases to the Authority the Airport, including all lands, buildings, improvements, structures, easements, rights of access, and all other privileges and appurtenances pertaining to the Airport. On November 5, 2018, the termination date of the lease was extended from May 16, 2036 to December 31, 2049.

The Act creating the Authority set forth the following for its creation:

GOALS– To provide adequate, safe, secure and efficient aviation and transportation facilities at a reasonable cost to the people.

OBJECTIVES – (1) To promote safe, secure, efficient and economic air transportation by preserving and enhancing Airport capacity; (2) to acquire, construct, reconstruct, continue, develop, equip, expand, improve, maintain, finance and operate aviation and other related facilities and services;

(3) to stimulate and promote economic development, trade and tourism; (4) to form an integral part of a safe and effective nationwide system of Airports to meet the present and future needs of civil aeronautics and national defense and to assume inclusion of the Authority's facilities in state, national and international programs for air transportation and for airway capital improvements; and (5) to ensure that aviation facilities shall provide for the protection and enhancement of the natural resources and the quality of the environment of the state and the capital district area.

THE REPORTING ENTITY

The Authority is composed of seven members with four members appointed by the majority leader of the Albany County Legislature and three members by the Albany County Executive, all with approval of the Albany County Legislature. The Authority members are appointed for a term of four years or until a successor is appointed, except that any person appointed to fill a vacancy is appointed to serve only the unexpired term.

Mr. Samuel A. Fresina became the Chair in 2021. Peter F. Stuto, Esq., Chief Executive Officer, is responsible for planning and directing the management of all operations at the Airport including its capital improvement programs. Margaret Herrmann, Acting Chief Financial Officer, is responsible for financial planning, budgeting, operating and capital accounting procedures and controls, debt management, and all Authority financial policies and procedures.

The Authority has engaged the services of AvPorts ALB LLC, (d/b/a AvPorts) to manage the daily operations of the Airport and REW Investments, Inc. (d/b/a Million Air-Albany) to manage the daily operations of the Fixed Base Operations (FBO). An Organizational Chart is included in this Introductory Section.

Based on the County's responsibility for the appointment of Authority members and their approval of all Airport capital improvement programs and for the issuance of certain debt, the Authority is defined as a component unit of the County under the criteria established by the Governmental Accounting Standards Board (GASB). The Authority has one component unit created in 2009 – the Albany County Airport Authority OPEB Trust – which is reported as a fiduciary component unit.

PROFILE OF ALBANY INTERNATIONAL AIRPORT

Albany International Airport is the gateway to the New York State Greater Capital Region. The Airport, located on approximately a 1,171 acre site in the Town of Colonie, is the primary provider of commercial air transportation to the Albany area, including the northeast-central region of the State, southern Vermont and western Massachusetts. The Airport, located seven miles from downtown City of Albany, is accessible via U.S. Interstate 87, 88 and 90 highways. The Airport is strategically located at the center of New York's Capital Region and represents the heart of the burgeoning Hudson Valley Corridor known as "Tech Valley."

The Airport is defined by the FAA as a small air traffic hub, an Airport which handles between 0.05 percent and 0.249 percent of the enplaned passengers by U.S. air carriers nationwide. Based on the latest FAA data available (2025 statistics not yet available), in 2024, the Airport ranked 87th in total enplanements and 103rd in total cargo landed weight. The Airport also ranked 307th in total aircraft operations in 2025.

The Airport has two primary runways, 1/19 and 10/28. The Airport services commercial, cargo, general aviation and military operations with a 24-hour operating air traffic control tower, U.S. Customs and Border

Protections support services, and general aviation FBO facilities. Additional Airport data information is included in the Statistical Section of this report.

AIRPORT ECONOMICS AND DEMOGRAPHICS

The Airport's 13 county primary air-trade service area for drawing passengers, located in New York State, southern Vermont and western Massachusetts, is home within a 75-mile radius to approximately 1.382 million people and many businesses. Albany's secondary air-trade service area extends in a 150-mile radius from the Airport deeper into New England and upstate New York and adds an additional population of approximately 1.77 million for a combined total population approximating 3.18 million in the combined areas.

The Airport's primary air trade area is at the core of the State Capital of the Nation's 4th largest state by population with more than fifty-thousand state employees and the "Tech Valley," an ongoing high-technology development program. High tech development continues in the region. The College of Nanoscale Science and Engineering at the SUNY Polytechnic Institute campus in Albany continues to expand its nanotechnology research and development programs. This nanotechnology center is located within a few miles of the Airport and is the first college in the world dedicated to research, development, education, and deployment in the disciplines of nanoscience, nanoengineering, nanobioscience, and nanoeconomics. With over \$16 billion in public and private investments, CNSE's Albany NanoTech Complex has attracted over 250 global corporate partners - and is the most advanced research complex at any university in the world. Nearby Rensselaer Polytechnic Institute is home to the Center for Biotechnology and Interdisciplinary Studies. This technology research center ranks among the world's most advanced research. Computer chip manufacturer Global Foundries built a major chip fab plant 20 miles north of the Airport that became operational in 2012. The combination of technology businesses and comparatively low unemployment rates position Albany for continued growth in airline activities and passenger usage of the airport.

The Airport's air-trade service area is also the home to world-class summer and winter vacation and recreation attractions that draw individuals and families from across the nation and from around the globe. The Adirondack, Berkshire, Catskill and Green Mountains, Lake George, the Hudson River Valley, and the Mohawk River - Erie Canal corridor offers a cornucopia of excellent entertainment and recreation venues. Features such as the Baseball Hall of Fame in Cooperstown, the Olympic Village in Lake George, the 130-year-old Saratoga Thoroughbred Race Track, and the Tanglewood and Saratoga Performing Arts Centers highlight this region. In 2024 and 2025 the Saratoga Thoroughbred Race Track hosted the Belmont Stakes in June. This area is also home for numerous major colleges and universities which are set forth in the Statistical Section of this report.

AIRLINE ECONOMICS

According to the FAA, 2025 was the busiest year for passenger traffic in 15 years handling 17.2 million flights compared to 16.9 million in 2024 and 17.0 million for pre-pandemic year of 2019. The US airline industry continued to see record breaking revenues as well as strong passenger traffic. Domestic passenger traffic saw a slight decline as compared to a record-breaking levels in 2024 and load factors remained at 83.6%. Total capacity increased a conservative 2.4% for 2025. Major carriers saw increased capacity while low-cost carriers reduced capacity. The airline industry anticipates a continued strong performance for 2026.

The historical statistics for the airport industry is shown below:

	Domestic Passengers	Flights	Load Factor	Net Income (\$000)	Operating Revenues (\$000)
2019	926,436,914	9,463,718	84.65	16,432,523	248,001,537
2020	371,605,513	5,560,365	58.57	(30,902,984)	131,470,626
2021	666,148,232	7,315,083	73.75	1,135,295	193,729,101
2022	822,816,201	8,176,373	83.10	3,919,711	277,968,351
2023	941,504,117	8,656,545	83.36	8,811,521	297,314,361
2024	982,616,557	9,036,797	83.41	9,659,966	328,864,920
2025	815,687,057 ⁽¹⁾	7,735,557 ⁽¹⁾	82.31 ⁽¹⁾	8,940,397 ⁽²⁾	259,230,011 ⁽²⁾

⁽¹⁾ Through October 2025

⁽²⁾ Through third quarter 2025

SOURCE: Bureau of Transportation Statistics T-100 Market Data.
Bureau of Transportation Statistics F41 Schedule P-1.2 Data.

AUTHORITY'S FINANCIAL RESOURCES

The information presented in the Financial Section is best understood when it is considered from the broader perspective of the specific environment within which the Airport operates. The Authority's and Airport's profile, its goals and objectives, the Airport's economic and demographics and the Authority's financial resources are all components of the Airport's financial health and its ability to meet its financial obligations and service commitments.

FINANCIAL CONTROLS

The Authority prepares an annual operating budget on the modified accrual basis of accounting. This basis differs from full accrual basis of accounting in that certain expenses are included on a cash basis. These include an expenditure classification for the principal portion of long-term debt obligations, the local share for certain capital projects, and the lack of depreciation expense. All other major revenues and expenses are included in the budget on the accrual basis. The Authority adopts an annual operating budgetary basis of accounting to facilitate calculation of the rates and charges billed to the airlines. A separate capital improvement program budget is prepared for capital projects given their multi-year nature.

The Authority and the Airlines extended the five-year agreement that began January 1, 2016 with basically the same rates and charges model. After the initial one-year term in 2021, there are three one-year options and one two-year option extensions. In 2024 negotiations began with the airlines for a new agreement effective January 1, 2026. As of December 31, 2025, a final draft of the Agreement has been sent to the signatory carriers for execution. The Agreement includes a majority-in-interest (MII) provision that allows for airline disapproval of capital projects, subject to a number of exceptions, if they would add to airline rates and charges. The MII disapproval occurs if a project is disapproved by more than 50% of the signatory airlines representing not less than 50 percent of the maximum gross landed weight of all signatory airlines during the most recent six months or Airlines representing more than 50% of the total signatory terminal rentals for the most recent six months for projects in the Terminal. The Authority must also notify the Signatory Airlines of any project in excess of \$1,000,000, net of any state and federal grants, in the Airfield or Terminal.

The Agreement with the signatory airlines incorporates a hybrid method for calculating airline rates and charges which applies a residual rate making methodology for the airfield and a compensatory methodology for the terminal. The Agreement provides for the signatory passenger airlines to receive 50% of the Airport's net revenues, as defined in Agreement. The Authority also has the ability under the Agreement to adjust airline rates and charges at any time throughout the year to ensure adherence to all financial covenants in its bond resolutions. No such adjustments were required during 2025 or in any prior year.

OPERATING FINANCIAL PLANNING

As part of preparing its operating budget, each year the Authority prepares a multi-year projection of revenues and expenses for airline activities covering the next five years in accordance with the current Airline Use and Lease Agreement, and beyond assuming that the Agreement remains substantially unchanged. The budget projections for 2026 assumes enplanements of 1,581,000 as the Airport continues to add new airlines and new routes to under-served cities. If the budget assumptions and activity projections prove to be reasonable, the projected airline cost per enplanement, net of revenue sharing, should approximate \$8.24 per enplaned passengers, and debt service coverage should be 2.80 (Net Revenues to Net Debt Service calculated under the provisions of the Master Bond Resolution). Certain assumptions are used in determining the projected activity levels and the related projected revenues and expenditures at this Airport and accordingly, subsequent actual results in any one year, or for the entire period, could differ substantially from those projected. Details for these projections are included in the Authority's adopted million 2026 Operating Budget (including debt service), which is on the Authority's web site at www.albanyairport.com.

CAPITAL FINANCIAL PLANNING

A \$180 million 2020-2024 capital improvement program was approved by the Authority and County in 2019. The budget consisted of \$48 million in airfield improvements, \$63 million in terminal improvements, \$57 million in landside improvements and \$12 million in vehicle and equipment purchases.

In 2022, the capital improvement program was increased to \$351.3 million to accommodate the construction of the parking garage to terminal connector.

All the projects included in the five-year program are designed to meet the objectives as set forth in the Airport's 2020-2024 Capital Plan. All projects have or will be subject to a Federal Environmental Assessment (FEA) pursuant to the National Environmental Policy Act of 1969 (NEPA), as amended, and a New York State Environmental Impact Statement (EIS) under the New York State Environmental Review Act (SEQR). Specific airfield related projects eligible for Federal or State funding support will also be subject to Federal Aviation Administration and New York State Department of Transportation review and approval.

During the last half of 2024, the 2025-2029 \$283 million capital improvement program was approved by the Authority and the County. This program includes the 1/19 runway rehabilitation, hangar developments, building improvements and various equipment replacements.

The total effect any capital program will have on future operating budgets are evaluated at the time a specific project is authorized by the Authority to be started unless a project is mandated for safety or health purposes. All capital projects completed in 2025, or scheduled for completion in 2025, had their projected additional operating costs and related revenues incorporated into the Authority's 2026 Operating Budget.

The following Federal Aviation Administration Airport Improvement Program (AIP) Grants were awarded in 2025:

AIP 154-25 \$21,915,184	Terminal Building Improvements - Reconstruct 60,000 square feet of existing Terminal Building including construction of main entrance, lobby, security, baggage and exterior areas, canopies, sidewalks, and HVAC - Phase 1 Construction
AIP 155-25 \$9,326,858	Construct a new 1,900 square yard public use deicing pad including associated equipment - Design & Construction; Reconstruct 22,500 square yards of the existing General Aviation Apron (99.5% eligible) - Design & Construction, and Rehabilitate 35,600 square yards of existing General Aviation Apron (94.8% eligible) - Design & Construction

FISCAL CAPACITY

The Authority has the ongoing ability and willingness, as needed, to raise revenues, incur debt, control expenses and meet its financial obligations as they become due. In adopting its 2026 Annual Budget, the Authority projected 1,581,000 enplanements, in line with the actual 2025 enplanements of 1,594,077. The Authority has set its rates and charges for 2026 under the Airline Use and Lease Agreement to meet all projected obligations. For 2026, signatory landing fees have been set at \$4.88 per 1,000 pounds landed weight, compared to \$4.77 budgeted in 2025; apron fees at \$2.26 per square foot, compared to \$1.99 budgeted in 2025; and the terminal rental rate at \$132.66 per square foot, compared to \$140.04 budgeted in 2025.

As of December 31, 2025, the Authority had approximately \$40.6 million in unrestricted funds available. The Authority also had approximately \$9.3 million in restricted operating and maintenance reserves that is more than sufficient to meet two months of operating expenditures and \$500,000 in an equipment repair & replacement reserve fund. In addition, the Authority had approximately \$7.3 million in debt service reserve funds, plus approximately \$7.3 million in Passenger Facility Funds on-hand. The Authority does not anticipate experiencing any cash flow deficiencies during 2026 requiring short-term cash flow financing or increases during the year to the rates and charges billed to the Airlines.

DEBT CAPACITY

The Albany County Airport Authority Act sets the Authority's debt limit at \$285 million. At December 31, 2025, there is approximately \$40.4 million of debt outstanding issued directly by the Authority to be reduced by approximately \$8.03 million of principal payments during 2026. Debt service coverage was 2.77 for 2025 and is projected to be 2.80 for 2026 based on the adopted budget. Currently the Authority's entire debt portfolio is fixed rate debt.

AUTHORITY'S INITIATIVES

The Airport moved forward with various activities during 2025 to enhance and maintain the services provided to the airlines, the traveling public, and other uses of the Airport. These initiatives included:

- The Authority continued to aggressively pursue the air service opportunities to Airlines and promote under-served markets.
- Continued construction of the \$100 million terminal connector project.
- Completion of the replacement of two jet bridges.
- Completion of HVAC, electrical and roof improvements at the air traffic control tower.

- Purchased three pieces of airfield equipment including one high speed snow blower and two airfield brooms.
- Continued construction of rehabilitation of Concourse A and the addition of two (2) additional jet bridges in Concourse A set to be completed in the first half of 2026.
- Design of general aviation apron rehabilitation.
- The Authority continued to control costs and maintained reasonable rates and charges for an airport that provides a high level of services to its airlines including jet bridge maintenance, all janitorial services, waste removal and utilities.
- Continues to establish partnerships with strategic community stakeholders, corporations, colleges and universities to further regional growth and economic growth.

AWARDS

FINANCIAL REPORTING

The Government Finance Officers Association of the United States and Canada (GFOA) awarded a Certificate of Achievement for Excellence in Financial Reporting to the Authority for its annual financial report (ACFR) for the fiscal year ended December 31, 2024. This was the twenty-ninth consecutive year that the Authority has achieved this prestigious award. In order to receive this award a government unit must publish an easily readable and efficiently organized ACFR. This report must satisfy both generally accepted accounting principles and applicable legal requirements.

A Certificate of Achievement is valid for a period of one year only. We believe that this 2025 ACFR continues to meet the Certificate of Achievement Program's requirements and will be submitting it to the GFOA to determine its eligibility for a certificate.

DISTINGUISHED BUDGET PRESENTATION

The Government Finance Officers Association of the United States and Canada (GFOA) also has presented an award of Distinguished Presentation to the Authority for its annual budget for 2025. In order to qualify for this award, a governmental unit must publish a budget document judged proficient in several categories including as a policy document, as an operations guide, as a financial plan, and as a communications device. The 2026 budget has been submitted to the GFOA to determine its eligibility for an award.

ACKNOWLEDGMENTS


It is the strong continuing commitment of the Authority Board to the highest standards of financial reporting, disclosure and professionalism that the preparation of this report has been accomplished and for that we extend our sincere appreciation. We also give credit for the dedication, service and performance by all the employees of the Authority, AvPorts and Million Air-Albany in cooperation with all the employees of the airlines and other tenants located at the Airport for serving all the travelers, users and visitors to the Airport.

The preparation of this report on a timely and efficient basis is achieved by the professionalism, efficiency and dedicated services contributed by the entire staff of the Finance Department. We wish to express our appreciation for their continuing efforts for maintaining the highest standards of professionalism in managing the financial operations of the Authority in a progressive and responsible manner. It is recognized and a source of pride to the Authority.

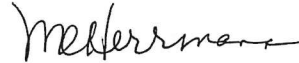
CERTIFICATION

The following sections of this report include the basic financial statements of Authority for the fiscal year ended December 31, 2025 including the Independent Auditor's Report on the basic financial statements. The Auditor's Report provides an unmodified opinion. Based on our knowledge, the information provided in the basic financial statements is accurate, correct and does not contain any untrue statement of material fact; does not omit any material fact which, if omitted, would cause the basic financial statements to be misleading in light of the circumstances under which such statements are made; and fairly presents in all material respects the financial condition and results of operations of the Authority as of, and for, the periods presented in the basic financial statements.

Respectfully submitted:



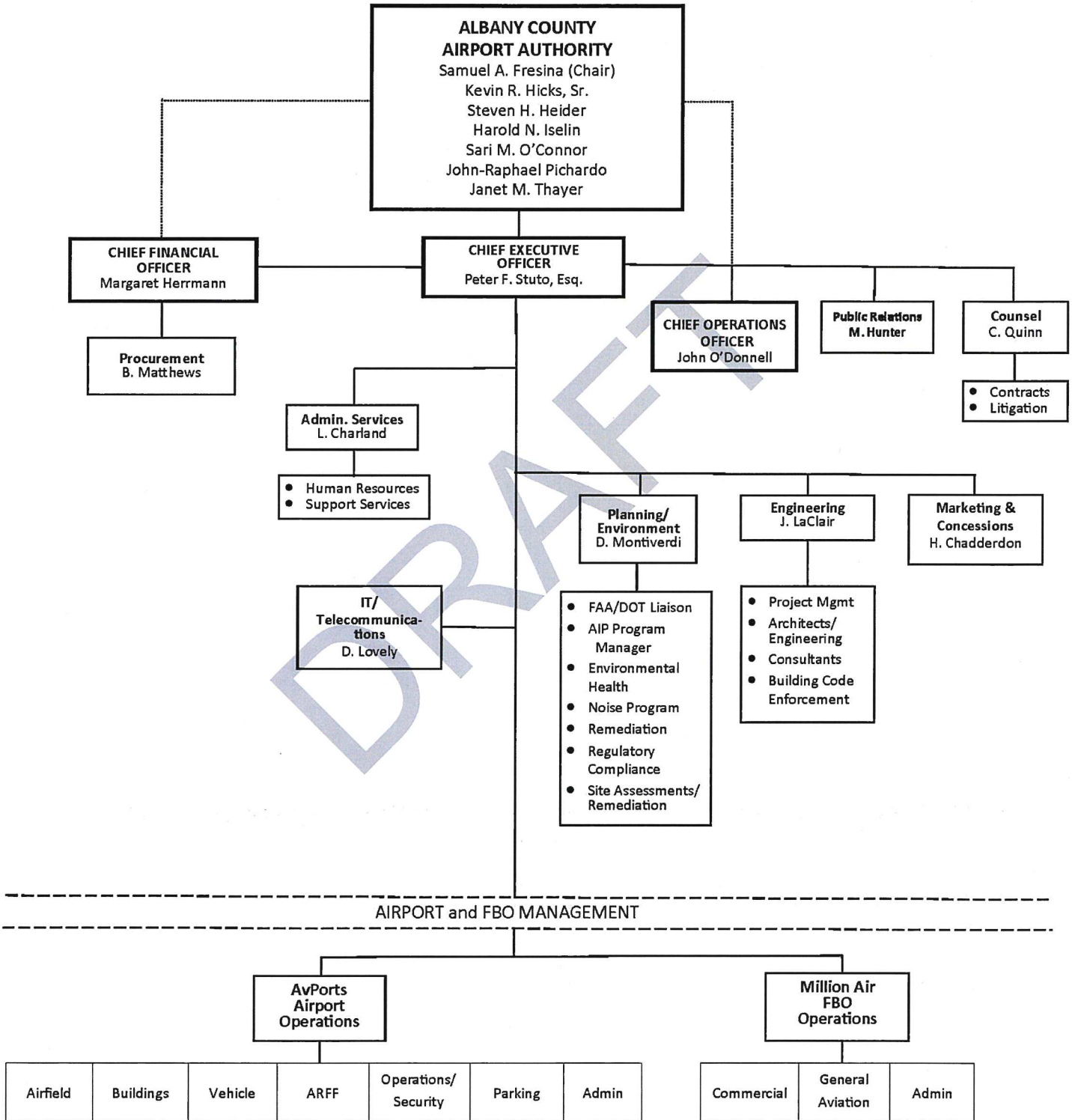
Peter F. Stuto, Esq.
Chief Executive Officer



Margaret Herrmann
Acting Chief Financial Officer

DRAFT

ALBANY INTERNATIONAL AIRPORT ORGANIZATIONAL CHART





Government Finance Officers Association

Certificate of
Achievement
for Excellence
in Financial
Reporting

Presented to

**Albany County Airport Authority
New York**

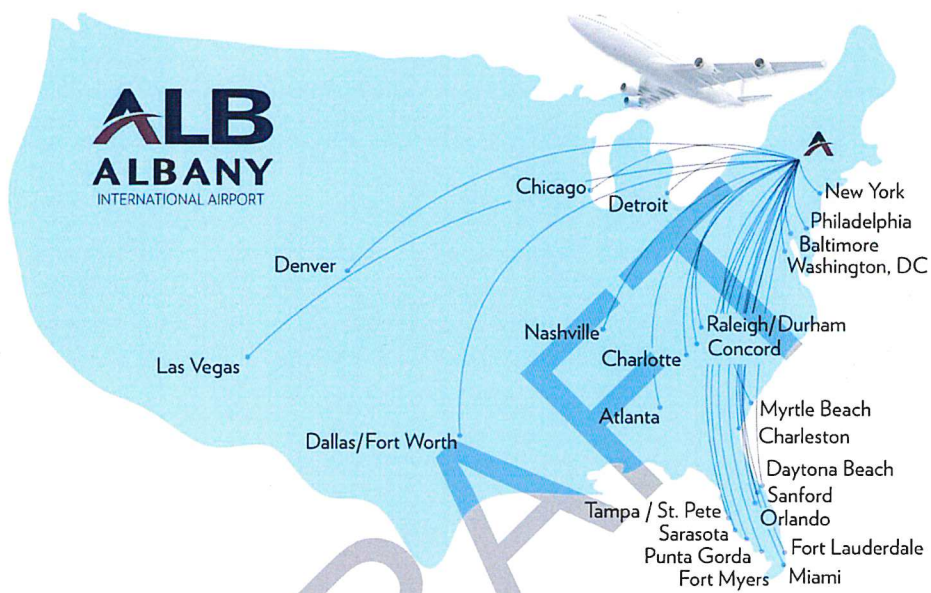
For its Annual Comprehensive
Financial Report
For the Fiscal Year Ended

December 31, 2024

Christopher P. Morill

Executive Director/CEO

FLYING NONSTOP TO 25 DESTINATIONS



Book your next getaway at

albanyairport.com/airlines



Financial

DRAFT

INDEPENDENT AUDITOR'S REPORT

To the Members
Albany County Airport Authority

Report on the Audit of the Financial Statements

Opinions

We have audited the financial statements of the business-type activities and fiduciary activities of the Albany County Airport Authority (the Authority), a component unit of the County of Albany, New York, as of and for the years ended December 31, 2025 and 2024, and the related notes to the financial statements, which collectively comprise the basic financial statements as listed in the table of contents.

In our opinion, the accompanying financial statements present fairly, in all material respects, the respective financial position of the business-type activities and fiduciary activities of the Albany County Airport Authority as of December 31, 2025 and 2024, and the respective change in financial position and, where applicable, cash flows thereof for the years then ended in accordance with accounting principles generally accepted in the United States of America.

Basis for Opinions

We conducted our audits in accordance with auditing standards generally accepted in the United States of America (GAAS) and the standards applicable to financial audits contained in *Government Auditing Standards* (GAS), issued by the Comptroller General of the United States. Our responsibilities under those standards are further described in the Auditor's Responsibilities for the Audit of the Financial Statements section of our report. We are required to be independent of Authority and to meet our other ethical responsibilities, in accordance with the relevant ethical requirements relating to our audits. We believe that the audit evidence we have obtained is sufficient and appropriate to provide a basis for our audit opinions.

Responsibilities of Management for the Financial Statements

Management is responsible for the preparation and fair presentation of the financial statements in accordance with accounting principles generally accepted in the United States of America, and for the design, implementation, and maintenance of internal control relevant to the preparation and fair presentation of financial statements that are free from material misstatement, whether due to fraud or error.

In preparing the financial statements, management is required to evaluate whether there are conditions or events, considered in the aggregate, that raise substantial doubt about the Authority's ability to continue as a going concern for twelve months beyond the financial statement date, including any currently known information that may raise substantial doubt shortly thereafter.

Auditor's Responsibilities for the Audit of the Financial Statements

Our objectives are to obtain reasonable assurance about whether the financial statements as a whole are free from material misstatement, whether due to fraud or error, and to issue an auditor's report that includes our opinions. Reasonable assurance is a high level of assurance but is not absolute assurance and therefore is not a guarantee that an audit conducted in accordance with GAAS and GAS will always detect a material misstatement when it exists. The risk of not detecting a material misstatement resulting from fraud is higher than for one resulting from error, as fraud may involve collusion, forgery, intentional omissions, misrepresentations, or the override of internal control. Misstatements are considered material if there is a substantial likelihood that, individually or in the aggregate, they would influence the judgment made by a reasonable user based on the financial statements.

In performing an audit in accordance with GAAS and GAS, we:

- Exercise professional judgment and maintain professional skepticism throughout the audit.
- Identify and assess the risks of material misstatement of the financial statements, whether due to fraud or error, and design and perform audit procedures responsive to those risks. Such procedures include examining, on a test basis, evidence regarding the amounts and disclosures in the financial statements.
- Obtain an understanding of internal control relevant to the audit in order to design audit procedures that are appropriate in the circumstances, but not for the purpose of expressing an opinion on the effectiveness of the Authority's internal control. Accordingly, no such opinion is expressed.
- Evaluate the appropriateness of accounting policies used and the reasonableness of significant accounting estimates made by management, as well as evaluate the overall presentation of the financial statements.
- Conclude whether, in our judgment, there are conditions or events, considered in the aggregate, that raise substantial doubt about the Authority's ability to continue as a going concern for a reasonable period of time.

We are required to communicate with those charged with governance regarding, among other matters, the planned scope and timing of the audit, significant audit findings, and certain internal control-related matters that we identified during the audit.

Required Supplementary Information

Accounting principles generally accepted in the United States of America require that the management's discussion and analysis on pages 19 through 27, schedule of proportionate share of net pension liability (asset) and schedule of authority contributions on pages 62 and 62, schedule of changes in net OPEB liability and related ratios on page 64 and 65, schedule of actuarially determined contribution - deficiency/(excess) and OPEB actuarial methods and assumptions on pages 66 through 69 be presented to supplement the basic financial statements. Such information is the responsibility of management and, although not part of the basic financial statements, is required by the Governmental Accounting Standards Board who considers it to be an essential part of financial reporting for placing the basic financial statements in an appropriate operational, economic, or historical context. We have applied certain limited procedures to the required supplementary information in accordance with auditing standards generally accepted in the United States of America, which consisted of inquiries of management about the methods of preparing the information and comparing the information for consistency with management's responses to our inquiries, the basic financial statements, and other knowledge we obtained during our audit of the basic financial statements. We do not express an opinion or provide any assurance on the information because the limited procedures do not provide us with sufficient evidence to express an opinion or provide any assurance.

Supplementary Information

Our audits were conducted for the purpose of forming opinions on the financial statements that collectively comprise the Albany County Airport Authority's basic financial statements. The schedule of debt service requirements to maturity on page 72, schedule of governmental payments and services on page 73, insurance schedule on page 74, and customer facility charges schedules of revenues, expenses and changes in net position on page 76 are presented for purposes of additional analysis and are not a required part of the basic financial statements.

The accompanying Schedule of Expenditures of Federal and New York State Department of Transportation Financial Assistance for the year ended December 31, 2025 on page 106, is presented for purposes of additional analysis as required by Title 2 U.S. *Code of Federal Regulations* Part 200, *Uniform Administrative Requirements, Cost Principles, and Audit Requirements for Federal Awards*, and by the New York State Department of Transportation *Preliminary Draft Part 43 of the New York State Codification of Rules and Regulations* and are also not a required part of the basic financial statements. The accompanying schedule of passenger facility charges collected and expended for the year ended December 31, 2025 on page 119, is presented for purposes of additional analysis as specified in the *Passenger Facility Charge Audit Guide for Public Agencies*, issued by the Federal Aviation Administration, and is also not a required part of the basic financial statements.

The schedule of debt service requirements to maturity, schedule of government payments and services, the insurance schedule, customer facility charges schedule of revenues, expenses and changes in net position, schedule of expenditures of Federal and New York State Department of Transportation financial assistance, and schedule of passenger facility charges collected and expended are the responsibility of management and were derived from and relates directly to the underlying accounting and other records used to prepare the basic financial statements. Such information has been subjected to the auditing procedures applied in the audits of the basic financial statements and certain additional procedures, including comparing and reconciling such information directly to the underlying accounting and other records used to prepare the basic financial statements or to the basic financial statements themselves, and other additional procedures in accordance with auditing standards generally accepted in the United States of America. In our opinion, the information is fairly stated, in all material respects, in relation to the basic financial statements as a whole.

Other Information Included in the Annual Report

Management is responsible for the other information included in the annual comprehensive financial report (ACFR). The other information comprises the introductory section, the statistical section and biographies, as listed in the table of contents, but does not include the basic financial statements and our auditor's report thereon. Our opinions on the basic financial statements do not cover the other information, and we do not express an opinion or any assurance on them. In connection with our audits of the basic financial statements, our responsibility is to read the other information and consider whether a material inconsistency exists between the other information and the basic financial statements, or the other information otherwise appears to be materially misstated. If, based on the work performed, we conclude that an uncorrected misstatement of the other information exists, we are required to describe it in our report.

Other Reporting Required by *Government Auditing Standards*

In accordance with *Government Auditing Standards*, we have also issued our report dated _____, 2026 on our consideration of the Albany County Airport Authority's internal control over financial reporting and on our tests of its compliance with certain provisions of laws, regulations, contracts, and grant agreements and other matters. The purpose of that report is solely to describe the scope of our testing of internal control over financial reporting and compliance and the results of that testing, and not to provide an opinion on the effectiveness of internal control over financial reporting or on compliance. That report is an integral part of an audit performed in accordance with *Government Auditing Standards* in considering the Albany County Airport Authority's internal control over financial reporting and compliance.

Latham, NY
_____, 2026

DRAFT

MANAGEMENT'S DISCUSSION AND ANALYSIS

This Management's Discussion and Analysis (MD&A) of the Albany County Airport Authority (the Authority) provides an introduction of the basic financial statements for the year ended December 31, 2025 with selected comparative information for the years ended December 31, 2024 and December 31, 2023. Management prepared this unaudited MD&A, which should be read in conjunction with the financial statements, and the notes thereto, which follow in this section.

Overview of the Financial Statements

The Authority is a business-type activity and the Authority's basic financial statements include: the *Statements of Net Position*, the *Statements of Revenues, Expenses and Changes in Net Position* and the *Statements of Cash Flows*. The financial statements are prepared in accordance with accounting principles generally accepted in the United States of America as promulgated by the Governmental Accounting Standards Board (GASB). Also included are the *Statements of Fiduciary Fund Net Position*; and the *Statements of Changes in Fiduciary Fund Net Position* for the Authority's Fiduciary Fund which also has a December 31st year end.

The *Statements of Net Position* depict the Authority's financial position at December 31, 2025 and December 31, 2024, the end of the Authority's previous fiscal year. The Statements reports all assets, deferred outflows of resources, liabilities, deferred inflows of resources and net position. Net position is displayed in three components: net investment in capital assets, restricted (distinguished between major categories of restrictions) and unrestricted.

The *Statements of Revenues, Expenses and Changes in Net Position* reports total operating revenues, operating expenses, non-operating income and expenses, capital contributions and the changes in net position during the years ended December 31, 2025 and 2024. All changes in net position are reported as soon as the underlying event giving rise to the change occurs, regardless of the timing of the cash flows.

The *Statements of Cash Flows* presents information showing how the Authority's cash and cash equivalents position changed during the years ended December 31, 2025 and 2024. The Statements classifies cash receipts and cash payments by Operating Activities, Non-capital Financing Activities, Investing Activities, and Capital and Related Financing Activities.

The *Statements of Fiduciary Fund Net Position* is a snapshot of account balances of the Authority's fiduciary fund at December 31, 2025 and December 31, 2024 and indicates the assets available for future payments for retiree benefits and any current liabilities that are owed at this time.

The *Statements of Changes in Fiduciary Fund Net Position*, on the other hand, provides a view of current period additions to and deductions from the net position held in the Trust during the years ended December 31, 2025 and 2024.

Airport Activities

In 2025, enplanements increased from 1,507,130 in 2024 to 1,594,077. Cargo tonnage decreased from 19,558 in 2024 to 18,013 in 2025. Operations, a landing or takeoff, increased from 55,705 in 2024 to 57,540 in 2025.

The following shows the major airport indicators during the past three years:

	2025	2024	2023
Enplanements	1,594,077	1,507,130	1,376,639
Operations	57,540	55,705	53,610
Cargo (tons)	18,013	19,558	20,929

Published available seats for 2025 increased by 185,533 or 10.4% from 2024 and the passenger load factor decreased to 81% in 2025 from 85% in 2024. The published available seats and the yearly load factors for the last three years are below:

	2025	2024	2023
Total Available Seats	1,965,521	1,778,690	1,656,472
Passenger Load Factor	81%	85%	83%

As of December 31, 2025, two regularly scheduled express mail and various special cargo carriers serve the Airport.

Financial Highlights

SUMMARY OF REVENUES, EXPENSES AND CHANGES IN NET POSITION

The changes in net position over time may serve as a useful indicator of changes in the Authority's financial position. A summary of the Authority's change in net position for the years ended December 31 is below:

	2025	2024	2023
Operating revenues	\$ 65,777,325	\$ 62,438,541	\$ 53,230,207
Operating expenses	51,309,464	(50,308,130)	(44,158,861)
Revenues in excess of expenses before depreciation	14,467,861	12,130,411	9,071,346
Depreciation	20,646,395	(20,164,229)	(19,050,784)
Loss before non-operating income and expenses	(6,178,534)	(8,033,818)	(9,979,438)
Non-operating income and (expenses), net	7,461,422	7,458,814	11,898,511
Income/(loss) before capital contributions	1,282,888	(575,004)	1,919,073
Capital contributions, special and extraordinary item	39,927,246	35,641,166	16,929,595
Net position			
Increase / (decrease) in net position	41,210,134	35,066,162	18,848,668
Total net position, beginning of year	305,784,249	270,718,087	251,869,419
Total net position, end of year	<u>\$ 346,994,383</u>	<u>\$ 305,784,249</u>	<u>\$ 270,718,087</u>

OPERATING REVENUE AND NON-OPERATING REVENUE

Total revenues are a combination of operating and non-operating revenue. Operating revenue is generated from the day-to-day activities of the airport, landing fees, parking fees, terminal rent and property rent. Non-operating revenue is revenue that is ancillary or a by-product of operating the airport, e.g. interest revenue. It may also be grant revenue that reimburses an operating expense or Passenger Facility Charges that are used for approved capital expenditures. Airfield revenue includes: passenger and cargo landing fees, apron fees and glycol disposal fees. Under the Signatory ULA, the airfield is a "residual cost center" requiring signatory airlines to pay the residual cost after all airfield and certain non-airfield revenues allocated to the airfield have been applied which includes interest income and PFCs applicable to airfield related debt service. Accordingly, airfield revenues are sensitive to airfield cost,

interest earnings, PFCs revenues applied to airfield debt service, and the amount of airfield debt service. Terminal revenue includes: airline and non-airline lease revenue and passenger boarding bridge fees. The terminal revenue is sensitive to the amount of rented space and terminal operating costs used to determine the annual rental rate. Operating revenue and non-operating revenue for 2025, 2024 and 2023 are as follows:

	2025	2024	2023
Operating Revenues			
Airfield	\$ 7,761,335	\$ 8,084,030	\$ 5,512,260
Terminal	6,620,756	7,986,439	3,510,123
Ground Transportation	24,358,385	18,733,652	17,907,220
Concessions	10,169,467	9,899,079	9,462,456
Fixed Based Operations	11,478,244	12,580,220	12,361,731
Other	5,389,138	5,155,121	4,476,417
	<u>65,777,325</u>	<u>62,438,541</u>	<u>53,230,207</u>
Non-Operating Income			
Passenger Facility Charges	6,405,101	6,275,661	5,699,317
Grant Income	59,220	331,254	5,232,617
Improvement Chargers	368,400	368,400	368,400
Insurance Recoveries	6,297	32,201	335,000
Interest Income	2,679,186	3,043,592	2,371,341
	<u>9,518,204</u>	<u>10,051,108</u>	<u>14,006,675</u>
Total	<u>\$ 75,295,529</u>	<u>\$ 72,489,649</u>	<u>\$ 67,236,882</u>
<i>Percentage of Increase</i>	<i>3.9%</i>	<i>7.8%</i>	<i>9.3%</i>

Fiscal Year 2025 Compared to 2024

Total operating revenue in 2025 increased to \$65,777,325 from \$62,438,541 in 2024, an increase of \$3,338,784, or 5.3%. The majority of operating revenue is driven by enplanement levels and airline activity. The significant revenue source accounting for the increase in revenues was an increase in ground transportation of \$5,624,733, or 30.0% due to a parking rate increase effective January 1, 2025. Airfield revenues decreased \$322,695, or 4.0% and terminal revenues decreased \$1,365,683, or 17.1%. The decrease in airfield and terminal revenue in 2025 versus 2024 is due to a higher amount due to airlines for their share of revenue sharing as calculated per the Airline Use and Lease Agreement (ULA).

Total non-operating income in 2025 decreased to \$9,518,204 from \$10,051,108 in 2024, a difference of \$532,904, or 5.3%. This decrease is largely attributable to the decrease in interest earnings due to lower interest rates in 2025 set by the Federal Reserve.

Fiscal Year 2024 Compared to 2023

Total operating revenue in 2024 increased to \$62,438,541 from 53,230,207 in 2023, an increase of \$9,208,334, or 17.3%. Airfield revenues increased \$2,571,770, or 46.7% and terminal revenues increased \$4,476,316, or 127.5% due to an increase in the rates charged to the airlines for landing fees and terminal rental due to higher expenses related to the calculation of the rates. Ground transportation increased \$826,432, or 4.6% and concession revenues increased \$436,623 or 4.6% due to higher enplanement levels as compared to 2023.

Total non-operating income in 2024 decreased to \$10,051,108 from \$14,006,675, a difference of \$3,955,567, or 28.2. This decrease was largely attributable to the decrease in grant income derived from Coronavirus and Relief Act (CARES Act) funding received in 2023 offset by an increase in interest earnings.

OPERATING EXPENSES AND NON-OPERATING EXPENSES HIGHLIGHTS

Total expenses are also a made up of operating and non-operating components and depreciation. Operating expenses include those expenses necessary to operate the airport on a day-to-day basis and include personnel salary and benefits, contract services, and materials and supplies. Non-operating expenses also include expenses that are ancillary or a by-product of operating the airport and predominantly include interest expense. Depreciation is the annual expense of the cost of a capital asset allocated over its annual useful life. Operating expenses and non-operating expenses for 2025, 2024 and 2023 are as follows:

	2025	2024	2023
Operating Expenses			
Personnel services	\$ 15,327,867	\$ 14,879,522	\$ 12,624,930
Employee benefits	6,691,432	6,151,625	5,950,078
Utilities & communications	2,798,852	2,408,312	2,562,914
Purchased services	11,016,147	10,834,742	7,177,642
Material & supplies	11,405,936	11,923,816	12,413,637
Administration	3,495,825	3,561,083	2,871,427
Non-capital equipment	573,405	549,030	558,233
	<u>51,309,464</u>	<u>50,308,130</u>	<u>44,158,861</u>
Depreciation	20,646,395	20,164,229	19,050,784
Non-Operating Expenses			
Interest	2,056,782	2,083,566	2,108,164
Grant expense	-	508,728	-
	<u>2,056,782</u>	<u>2,592,294</u>	<u>2,108,164</u>
Total	<u>\$ 74,012,641</u>	<u>\$ 73,064,653</u>	<u>\$ 65,317,809</u>
Percentage of Increase	1.3%	11.9%	4.0%

Fiscal Year 2025 Compared to 2024

Total operating expenses in 2025 increased to \$51,309,464 from \$50,308,130 in 2024, an increase of \$1,001,334, or 2.0%. Combined, personnel services and employee Benefits expense increased to \$22,019,299 from \$21,031,147 in 2024, an increase of \$988,152, or 4.7%. This increase is due to cost of living and union negotiated raises for staff and an increase in benefit costs. Utility and communication expenses increased to \$2,798,852 from \$2,408,312, an increase of \$390,540, or 16.2%.

Total non-operating expenses in 2025 decreased to \$2,056,782 from \$2,592,294 in 2024, a difference of \$535,512. The savings in 2025 is due to a grant expense of \$508,728 in 2024 that did not occur in 2025.

Fiscal Year 2024 Compared to 2023

Total operating expenses in 2024 increased to \$50,308,130 from \$44,158,861 in 2023, an increase of \$6,149,269, or 13.9%. Combined personnel services and employee Benefits expense increased to \$21,031,147 from \$18,575,008, an increase of \$2,456,139, or 13.2%. Purchased services increased \$3,657,100, or 51.0% due to the addition of curbside traffic control added to help with traffic flow due to the construction of the terminal connector project. Administration expenses increased \$689,656, or 24.0%.

Total non-operating expenses in 2024 increased by \$484,130, or 23.0% due to a grant expense of \$508,728.

Financial Position Summary

The Statements of Net Position depict the Authority's financial position as of one point in time – December 31 – and reflects the residual difference between all assets, deferred outflows of resources, liabilities and deferred inflows of resources of the Authority. Net position represents the residual interest in the Authority's assets after deducting liabilities. The Authority's net position was \$347.0 million at December 31, 2025, a \$41.2 million increase from December 31, 2024. Net position at December 31, 2024 was \$305.8 million, a 35.1 million increase from December 31, 2023.

A condensed summary of the Authority's total net position at December 31, 2025, 2024 and 2023 is below:

	2025	2024	2023
ASSETS			
Capital assets	\$ 336,480,096	\$ 298,484,732	\$ 275,717,191
Other assets	101,713,457	107,896,536	104,847,397
Total Assets	<u>438,193,553</u>	<u>406,381,268</u>	<u>380,564,588</u>
DEFERRED OUTFLOWS OF RESOURCES			
	<u>1,261,278</u>	<u>1,939,503</u>	<u>2,609,258</u>
LIABILITIES			
Other - unrestricted due within 1 year	14,997,300	10,863,721	16,971,995
Other - restricted due within 1 year	15,609,288	17,530,024	8,995,794
Long-Term liabilities - restricted due within 1 year	8,030,000	7,625,000	7,280,000
Long-Term liabilities - restricted due more than 1 year	40,102,177	49,168,067	58,738,561
Total Liabilities	<u>78,738,765</u>	<u>85,186,812</u>	<u>91,986,350</u>
DEFERRED INFLOWS OF RESOURCES			
	<u>13,721,683</u>	<u>17,349,710</u>	<u>20,469,409</u>
NET POSITION			
Net investment in capital assets	289,774,606	243,024,508	216,453,882
Restricted	31,576,301	37,987,558	30,709,182
Unrestricted	25,643,476	24,772,183	23,555,023
Net Position	<u>\$ 346,994,383</u>	<u>\$ 305,784,249</u>	<u>\$ 270,718,087</u>

Net position is comprised of three components as follows:

Investment in capital assets (e.g., land, buildings, improvements, and equipment), less the related indebtedness outstanding used to acquire those capital assets, represents the largest portion of the Authority's net position (83.5% at December 31, 2025, 79.5% at December 31, 2024). The Authority uses these capital assets to provide services to the airlines, passengers and to service providers and users located at the Airport; consequently, these assets are not available for future spending. Although the Authority's net investment in capital assets is net of related debt, the resources required to repay this debt annually are paid from operations, since it is unlikely that the capital assets will be liquidated to pay liabilities.

Restricted net position (9.1% at December 31, 2025, 12.4% at December 31, 2024), principally representing bond reserves and PFC funds, are restricted as to use pursuant to bond resolutions and Federal regulations. The restricted component of net position consists of restricted assets reduced by liabilities and deferred inflows of resources related to those assets.

Unrestricted net position 7.4 % at December 31, 2025, 8.1% at December 31, 2024), is available to meet any of the Authority's ongoing obligations. The unrestricted component of net position is the net amount of the assets, deferred outflows of resources, liabilities and deferred inflows of resources that are not included in the determination of net investment in capital assets or the restricted component of net position.

Airlines Signatory Rates and Charges

The Authority and airlines entered into a Use and Lease Agreement ("Agreement") effective January 1, 2016 for five years, with an option for a five-year renewal, which establishes how the airlines that signed the Agreement will be assessed annual rates and charges for their use of the Airport. In the Agreement, signatory airlines have the option to designate some or all of their affiliate carriers as signatory airlines. The five-year renewal option was renegotiated and the Authority and airlines agreed to a one-year option and one two-year option. In 2024, negotiations began for a new Agreement to be effective January 1, 2026. As of December 31, 2025, a final draft of the Agreement has been sent to the signatory carriers for execution.

Cash Management Policies and Cash Flow Activities

Cash equivalents represent cash-on-hand, bank deposits and liquid investments with a maturity of three months or less. The following shows a summary of the major sources and uses of cash and cash equivalents for 2025, 2024 and 2023:

	2025	2024	2023
Cash flows from (used):			
Operating activities	\$ 17,796,720	\$ 4,083,479	\$ 17,458,951
Noncapital financing activities	59,219	(177,474)	5,232,617
Investing activities	2,945,719	3,681,161	2,491,017
Capital and related financing activities	(19,141,045)	(15,355,808)	(13,228,080)
Net increase/(decrease) in cash	1,660,613	(7,768,642)	11,954,505
Beginning of period	63,482,812	71,251,454	59,296,949
End of period	<u>\$ 65,143,425</u>	<u>\$ 63,482,812</u>	<u>\$ 71,251,454</u>

The Authority's available cash and cash equivalents increased during 2025 by \$1,660,613. Cash and cash equivalents as of December 31, 2025, 2024 and 2023 are composed of:

	2025	2024	2023
Funds available for unrestricted operations:	\$ 40,643,156	\$ 36,254,409	\$ 42,799,679
Funds restricted for:			
Operating and renewal reserves	9,878,798	9,405,342	8,962,306
CFC funds	506,863	487,621	464,656
Capital projects	1,556,262	1,035,846	730,984
PFCs available for debt service payments	4,269,916	8,042,696	9,751,984
Revenue bond reserves	7,271,326	7,278,406	7,609,446
Other restrictions	1,017,104	978,491	932,399
	<u>\$ 65,143,425</u>	<u>\$ 63,482,811</u>	<u>\$ 71,251,454</u>

Capital Activities

The Authority capitalized \$9.8 million for completed projects in 2025. The projects completed included \$2.3 million for replacements of jet bridges A6 & B6, \$2.1 million for air traffic control tower improvements, \$0.9 million for a high speed snow blower, \$1.5 for two airfied brooms, \$0.4 for an aircraft deicer, \$0.9 for six parking shuttle buses and other various improvements and equipment.

More detailed capital asset activity information can be found in Note 7 of the financial statements.

Debt Administration

The total Authority principal debt outstanding at December 31, 2025 for General Airport Revenue Bonds (GARB) was \$40,390,000 as compared to \$48,015,000 as of December 31, 2024. The aggregate par amount of bonds and bank loans issued by the Authority and outstanding as of December 31, 2025 and 2024 and 2023 is summarized in the following table:

	Issued	2025	2024	2023
Authority Revenue Bonds and Other Debt				
Series 2017A & B Refunding	\$ 14,395,000	\$ 3,800,000	\$ 4,960,000	\$ 6,070,000
Series 2018A & B GARB	22,590,000	19,860,000	20,315,000	20,750,000
Series 2019A GARB	9,620,000	8,595,000	8,785,000	8,970,000
Series 2020A & B Refunding	34,610,000	8,135,000	13,955,000	19,505,000
Total Authority Debt Obligations	<u>\$ 81,215,000</u>	<u>\$ 40,390,000</u>	<u>\$ 48,015,000</u>	<u>\$ 55,295,000</u>

At December 31, 2025 the Authority maintained debt service reserve funds for each bond issue in the amount of \$7.3 million which is restricted for repayment of debt and Passenger Facility Charge (PFC) Funds in the amount of \$4.3 million of which only \$3.6 million is restricted to repayment of debt. Thus, the Authority's direct obligations outstanding, net of funds restricted for the repayment of debt, was \$37.1 million in aggregate par amount of bonds outstanding. For additional information about the Authority's long term debt (see Note 8).

Under the Authority's master bond resolution adopted in 1997, it is required to maintain an operating reserve equal to two months operating expenses. At December 31, 2025 the reserve requirement was \$8.4 million and for which the Authority had \$9.4 million on hand. The Authority also had \$27.9 million in its airport Development Fund which can be used to restore a deficiency in any other fund and it had a repair and replacement reserve fund of \$0.5 million.

Line of Credit

On February 28, 2024 the Authority closed on a \$30 million revolving line of credit note to provide interim funding for a capital project currently under construction. The terminal connector project is budgeted at \$100 million and is funded \$60 million from New York State Department of Transportation and \$40 million from the FAA. Interim funding is need to help bridge the gap between the time the vendors are paid and when reimbursement is received from either of the two funding sources. The note matures on February 28, 2025 for a period of two (2) years with a renewal maturity of February 28, 2027. Interest is paid on only the days that the loan is used at a rate of the Secured Overnight Financing Rate plus 1.20%. As of December 31, 2025, the balance on the line of credit was \$3,226,470 compared to \$4,713,985 as of December 31, 2024.

Other Long-Term Debt

Under generally accepted accounting principles, the term "debt" includes bonds, notes, loans, leases and other obligations including the net unfunded obligations for employee benefits. As of December 31, 2025 and 2024 the Authority reported \$5,547,919 and \$5,824,155 respectively as its share of the unfunded OPEB liability (see Note 13). The Authority also reported \$718,693 and \$660,114 at December 31, 2025 and 2024 respectively for its proportionate share of the unfunded liability for employee pensions (see Note 12).

Credit Ratings and Bond Insurance

The Authority's underlying credit ratings are: Moody's Investors Service "A2" and S&P Global Ratings "A+". Fitch Ratings has withdrawn its insured rating of all bonds insured by AGMC effective February 25, 2010. Moody's lowered their rating of AGMC from "A3" to "A2" on January 17, 2013. S&P Global Ratings upgraded their enhanced rating of AGMC from "AA-" to "AA" on March 18, 2014. On June 14, 2018, S&P Global Ratings raised the Authority's underlying credit rating from "A-" to "A". On January 23, 2018 AGMC received a rating of AA+ from Kroll Bond Rating Agency. S&P Global Ratings assigned an "A" rating on October 25, 2019 and Moody's assigned an "A3" rating on October 29, 2019. S&P Global Ratings of an "A" as of August 2022 reflects their view of the airport's recovering activity and improved market position with year-to-date enplanement performance through July 2022 which was 2.6% ahead of budget. Moody's assigned an upgraded "A2" rating as of July 2023 that "reflects effective management of the financial profile, robust financial metrics, as evidenced by a Moody's calculated total debt service coverage ratio of 2.2x. and continued decline in debt levels relative to historical". In August 2024, S&P Global Ratings upgraded the then current rating of "A" to "A+" due to the improved debt capacity and the stable base of air travel demand.

Financial Statements

The Authority's financial statements are prepared on an accrual basis of accounting in accordance with generally accepted accounting principles promulgated by the Governmental Accounting Standards Board (GASB). The Authority operates as a single enterprise fund with revenues recognized when earned, not when received. Expenses are recognized when incurred, not when they are paid. Capital assets are capitalized and (except land) are depreciated over their estimated useful lives. Certain funds are reported as restricted based upon constraints placed on their use by contributors, grantors and debt covenants. See the Notes to the Financial Statements for a summary of the Authority's significant accounting policies.

Request for Information

The Authority's basic financial statements are designed to provide detailed information on the Authority's operations and to the Authority's Board, management, investors, creditors, customers and all others with an interest in the Authority's financial affairs and to demonstrate the Authority's accountability for the assets it controls and the funds it receives and expends. Questions concerning any of the information provided in this report or any request for additional information should be addressed to the Chief Financial Officer by email: mherrmann@albanyairport.com or in writing to, Albany County Airport Authority, Terminal Building, Third Floor, Albany, NY 12211-1057.

Respectfully submitted,



Margaret Herrmann
Acting Chief Financial Officer

This page intentionally left blank

DRAFT

Albany County Airport Authority
 Statements of Net Position
 As of December 31, 2025 and December 31, 2024

	December 31, 2025	December 31, 2024
CURRENT ASSETS		
Unrestricted Assets:		
Cash and cash equivalents	\$ 40,643,156	\$ 36,254,409
Accounts receivable - net	3,882,122	3,714,473
Lease receivable	2,985,319	2,483,902
Inventory - fuel	35,703	112,221
Inventory - glycol	250,371	310,275
Prepaid expenses	1,140,523	287,488
Total Unrestricted Assets	48,937,194	43,162,768
Restricted Assets:		
Operating and Replacement Reserves:		
Cash and cash equivalents	9,878,798	9,405,342
CFC Funds:		
Cash and cash equivalents	506,863	487,621
Capital Funds:		
Cash and cash equivalents	1,556,262	1,035,846
Grant funds receivable	17,948,833	23,113,294
Passenger Facility Charge Funds:		
Cash and cash equivalents	4,269,917	8,042,697
Passenger Facility Charges receivable	412,403	395,769
Revenue Bond Funds:		
Cash and cash equivalents	7,271,326	7,278,406
FAA Restricted Funds:		
Cash and cash equivalents	229,694	220,974
Concession Improvement Funds:		
Cash and cash equivalents	787,410	757,517
Total Restricted Assets	42,861,506	50,737,466
Total Current Assets	91,798,700	93,900,234
NON-CURRENT ASSETS		
Prepaid expenses	147,926	163,361
Lease receivable	9,766,831	13,832,941
Capital Assets:		
Land and easements	48,899,432	48,899,432
Buildings, improvements and equipment, net of depreciation	183,347,459	194,161,535
Construction in progress	104,233,205	55,423,765
Total Capital Assets	336,480,096	298,484,732
Total Non-Current Assets	346,394,853	312,481,034
Total Assets	438,193,553	406,381,268
DEFERRED OUTFLOWS OF RESOURCES		
Refunding	205,262	386,207
OPEB expenses	324,737	622,429
Pension expenses	731,279	930,867
Total Deferred Outflows of Resources	1,261,278	1,939,503

The accompanying notes are an integral part of these financial statements

Albany County Airport Authority
 Statements of Net Position
 As of December 31, 2025 and December 31, 2024

	<u>December 31, 2025</u>	<u>December 31, 2024</u>
<u>LIABILITIES AND NET POSITION</u>		
CURRENT LIABILITIES		
Payable from Unrestricted Assets:		
Accounts payable	1,099,913	943,072
Accrued expenses	13,528,089	9,743,996
Compensated absences	369,298	176,653
Total Payable from Unrestricted Assets	<u>14,997,300</u>	<u>10,863,721</u>
Payable from Restricted Assets:		
Construction contracts payable	7,861,063	10,347,903
Construction contract retainages	4,455,450	2,391,769
Bank line of credit payable	3,226,470	4,713,985
Accrued interest payable	66,305	76,367
Current maturities of long - term debt	8,030,000	7,625,000
Total Payable from Restricted Assets	<u>23,639,288</u>	<u>25,155,024</u>
Total Current Liabilities	<u>38,636,588</u>	<u>36,018,745</u>
NON-CURRENT LIABILITIES		
Bonds and other debt obligations	33,835,565	42,683,798
Net OPEB liability	5,547,919	5,824,155
Net pension liability - proportionate share	718,693	660,114
Total Non-Current Liabilities	<u>40,102,177</u>	<u>49,168,067</u>
Total Liabilities	<u>78,738,765</u>	<u>85,186,812</u>
<u>DEFERRED INFLOWS OF RESOURCES</u>		
Concession improvement funds	1,203,138	1,050,952
OPEB expenses	603,874	725,677
Pension expenses	53,781	379,064
Leases	11,860,890	15,194,017
Total Deferred Inflows of Resources	<u>13,721,683</u>	<u>17,349,710</u>
<u>NET POSITION</u>		
Net investment in capital assets	289,774,606	243,024,508
Restricted		
Working capital	16,508,320	19,656,129
Passenger facility charge eligible projects	4,682,320	8,438,466
Operating and replacement reserves	9,878,798	9,405,342
Customer facility charges	506,863	487,621
	<u>31,576,301</u>	<u>37,987,558</u>
Unrestricted	<u>25,643,476</u>	<u>24,772,183</u>
Net Position	<u>\$ 346,994,383</u>	<u>\$ 305,784,249</u>

The accompanying notes are an integral part of these financial statements

Albany County Airport Authority
 Statements of Revenues, Expenses and Changes in Net Position
 For the Years Ended December 31, 2025 and December 31, 2024

	December 31, 2025	December 31, 2024
Operating Revenues		
Airfield	\$ 7,761,335	\$ 8,084,030
Fixed Based Operations	11,478,244	12,580,220
Terminal	6,620,756	7,986,439
Concessions	10,169,467	9,899,079
Ground transportation	24,358,385	18,733,652
Other revenue	5,389,138	5,155,121
Total Operating Revenues	65,777,325	62,438,541
Operating Expenses		
Personal services	15,327,867	14,879,522
Employee benefits	6,691,432	6,151,625
Utilities & communications	2,798,852	2,408,312
Purchased services	11,016,147	10,834,742
Materials & supplies	11,405,936	11,923,816
Administrative expenses	3,495,825	3,561,083
Non-capital equipment	573,405	549,030
Total Operating Expenses	51,309,464	50,308,130
Revenues in excess of expenses before depreciation	14,467,861	12,130,411
Depreciation	20,646,395	20,164,229
Loss Before Non-Operating Income and Expenses	(6,178,534)	(8,033,818)
Non-Operating Income and (Expenses)		
Passenger facility charges	6,405,101	6,275,661
Grant income	59,220	331,254
Improvement charges	368,400	368,400
Interest income	2,679,186	3,043,592
Insurance recoveries	6,297	32,201
Interest expense	(2,056,782)	(2,083,566)
Grant expense	-	(508,728)
Total Non-Operating Income and (Expenses)	7,461,422	7,458,814
Gain (Loss) before Capital Contributions	1,282,888	(575,004)
Capital contributions	39,927,246	35,641,166
Net Position		
Increase in Net Position	41,210,134	35,066,162
Net Position, Beginning of Year	305,784,249	270,718,087
Net Position, End of Year	\$ 346,994,383	\$ 305,784,249

The accompanying notes are an integral part of these financial statements

Albany County Airport Authority
 Statements of Cash Flows
 For the Years Ended December 31, 2025 and December 31, 2024

	December 31, 2025	December 31, 2024
Cash Flows From Operating Activities		
Cash received from providing services	\$ 65,609,674	\$ 60,658,418
Cash paid to suppliers	(46,226,936)	(54,813,109)
Cash paid to employees	(1,586,018)	(1,761,830)
Net Cash Provided By Operating Activities	17,796,720	4,083,479
Cash Flows From Noncapital Financing Activities		
Grant income	59,219	331,254
Grant expense	-	(508,728)
Net Cash Provided/(Used) By Noncapital Financing Activities	59,219	(177,474)
Cash Flows From Investing Activities		
Interest received	2,679,186	3,219,199
Interest on passenger facility charges	266,533	461,962
Net Cash Provided by Investing Activities	2,945,719	3,681,161
Cash Flows From Capital and Related Financing Activities		
Purchase of property and equipment	(59,064,927)	(39,097,078)
Principal payments made on bonds and notes payable	(7,625,000)	(7,280,000)
Interest paid	(2,704,131)	(2,863,167)
Line of credit	(1,487,515)	4,713,985
Concession improvement funds	152,186	144,566
Improvement charges	368,400	368,400
Insurance recoveries	6,297	32,201
Capital grants	45,091,711	22,601,454
Passenger facility charges	6,121,934	6,023,831
Net Cash Used By Capital and Related Financing Activities	(19,141,045)	(15,355,808)
Net Increase/(Decrease) in cash and cash equivalents	1,660,613	(7,768,642)
Cash and cash equivalents, beginning of year	63,482,812	71,251,454
Cash and cash equivalents, end of year	\$ 65,143,425	\$ 63,482,812
Reconciliation of Operating Income to Net Cash Provided By Operating Activities:		
Loss before non-operating income and expenses	\$ (6,178,534)	\$ (8,033,818)
Adjustments to reconcile loss from operations to net cash provided by operating activities:		
Depreciation	20,646,395	20,164,229
Decrease/(Increase) in assets:		
Accounts receivable	(167,649)	(1,780,122)
Lease receivable	231,566	(152,529)
Prepaid expenses	(701,178)	241,744
Deferred OPEB expenses	(100,346)	(318,263)
Deferred pension expenses	(67,116)	70,524
Increase/(Decrease) in liabilities:		
Accounts payable and accrued expenses	4,133,576	(6,108,286)
Net Cash Provided By Operating Activities	\$ 17,796,714	\$ 4,083,479
Noncash Capital and Related Financing Activities:		
Capital asset acquisitions included in accounts payable	\$ 12,316,512	\$ 12,739,672
Grant income for capital projects included in accounts receivable	\$ 5,139,284	\$ 13,039,440

The accompanying notes are an integral part of these financial statements

Albany County Airport Authority OPEB Trust
 Statements of Fiduciary Net Position
 As of December 31, 2025 and December 31, 2024

	December 31, 2025	December 31, 2024
ASSETS		
Cash and cash equivalents	\$ 3,672,526	\$ 3,407,239
Investments	-	-
Interest receivable	-	-
Total Assets	3,672,526	3,407,239
DEFERRED OUTFLOWS OF RESOURCES		
Total Deferred Outflows of Resources	-	-
LIABILITIES		
Total Liabilities	-	-
DEFERRED INFLOWS OF RESOURCES		
Total Deferred Inflows of Resources	-	-
NET POSITION		
Net Position - Restricted for OPEB	\$ 3,672,526	\$ 3,407,239

DRAFT

The accompanying notes are an integral part of these financial statements

Albany County Airport Authority OPEB Trust
 Statements of Changes in Fiduciary Net Position
 For the Years Ended December 31, 2025 and December 31, 2024

	December 31, 2025	December 31, 2024
Additions to Net Position Attributed to:		
Contributions		
Employer	\$ 550,512	\$ 463,149
Interest Income	97,081	102,362
Total Additions	647,593	565,511
Deductions from Net Position Attributed to:		
Retirement benefits	353,082	307,351
Implicit Cost Amount	29,224	53,444
Total Deductions	382,306	360,795
Increase in Net Position	265,287	204,716
Net Position - Restricted for OPEB, Beginning of Year	3,407,239	3,202,523
Net Position - Restricted for OPEB, End of Year	\$ 3,672,526	\$ 3,407,239

DRAFT

The accompanying notes are an integral part of these financial statements

This page intentionally left blank

DRAFT

ALBANY COUNTY AIRPORT AUTHORITY

Notes to Financial Statements

December 31, 2025 and December 31, 2024

NOTE 1 - Organization and Reporting Entity

Organization

The Albany County Airport Authority (Authority), a body corporate and politic, constituting a public benefit corporation, was established by the State of New York (State) August 4, 1993, pursuant to the provisions of Chapter 686 of the Laws of 1993 as set forth in Title 32 of the State's Public Authorities Law. As a public benefit corporation, the Authority is independent, distinct from, and not an agent of the State or any other of the State's political subdivisions, including the County of Albany (County).

The Authority consists of seven members, four appointed by the majority leader of the County Legislature and three by the County Executive, who jointly designate one of the seven members as chairperson, and all with approval of the County Legislature. The Authority members serve for a term of four years or until their successor is appointed, except that any person appointed to fill a vacancy will be appointed to serve only the unexpired term. Members of the Authority are eligible for reappointment.

On March 15, 1994, the Authority and the County entered into an Interim Agreement whereby the County granted, and the Authority accepted, sole possession, use, occupancy and management of the Albany International Airport (Airport), including all rights, interest, powers, privileges and other benefits in each and every contract relating to the maintenance, operation, leasing, management or construction of the Airport, and all other rights, privileges or entitlement necessary to continue to use, operate and develop the Airport.

The Authority and the County entered into a permanent Airport Lease Agreement, dated December 5, 1995, which upon its approval by the Federal Aviation Administration (FAA) became effective on May 16, 1996 for a term of forty (40) years, whereby the Authority has the exclusive right to operate, maintain and improve the Airport and do anything else permitted by law, subject only to the restrictions and conditions stated in such Airport Lease Agreement and in accordance with applicable Federal, State and local laws. On November 5, 2018 the term of the Lease was extended through December 31, 2049.

Pursuant to the State enabling Legislation, the Authority may not undertake any capital project, other than the redevelopment project described in the enabling legislation, known as the Terminal Improvement Program, unless the project has first been approved by the County as part of a five-year Capital Improvement Program. For these purposes, the term "capital project" is defined as the construction, reconstruction or acquisition of airport or aviation facilities.

Prior to March 15, 1994, the Airport operated as a fund of the County. As of March 15, 1994 the County transferred the use of all assets and substantially all liabilities of the County's Airport Enterprise Fund to the Authority. These assets and liabilities were recorded by the Authority at a Net Asset value equal to \$46,824,500.

The Authority is not subject to Federal, State or local income, property or sales taxes, except for property taxes due on properties acquired by the Authority until they are removed from the tax rolls as of the next assessment date. However, the Authority may agree to make certain payments in lieu of taxes for real

property owned or used by the Authority for purposes other than public aviation purposes and under other limited circumstances.

The Authority has contracted with AvPorts ALB LLC to manage the daily operations of the airport with a term expiring September 30, 2035. The Authority has also contracted with REW Investments, Inc., (d/b/a Million Air), to manage the fixed based operations of the airport under a one year term expiring August 31, 2026. Both agreements are renewable with the approval of both parties.

Reporting Entity

The Authority meets the criteria set forth in generally accepted accounting principles as promulgated by the Governmental Accounting Standards Board (GASB) for inclusion as a component unit within the County's basic financial statements based on the County's responsibility for the appointment of the Authority members, and their approval of capital programs and certain debt issuances. As such, the Authority is included in the County's basic financial statements. The accompanying financial statements present the financial position and the changes in net position and cash flows of the Authority only. The Authority is not involved in any joint ventures.

The Authority has established a written, single employer, defined benefit plan to provide healthcare benefits to eligible former employees and/or their qualifying dependents. The Authority also established a legally separate trust known as the Albany County Airport Authority OPEB Trust to receive and manage contributions from the Authority to fund its obligations for retiree health care benefits under the written plan. The Albany County Airport Authority OPEB Trust is included in the Authority's financial statements as a separate Fiduciary Fund of the Authority under accounting principles promulgated by GASB.

NOTE 2 - Summary of Significant Accounting Policies

Basis of Accounting

The accompanying financial statements have been prepared in conformity with generally accepted accounting principles (GAAP) for state and local governments. GASB is the accepted standard-setting body for establishing governmental accounting and financial reporting principles for state and local governments in the United States of America.

The Authority's operations are presented as a single enterprise fund. Enterprise funds distinguish operating revenues and expenses from non-operating items in accordance with the flow of economic resources measurement focus and the accrual basis of accounting. All assets, liabilities, net position, revenues, and expenses are accounted for through a single enterprise fund with revenues recorded when earned and expenses recorded at the time liabilities are incurred.

Revenues from airlines, FBO operations, concessions, property rentals, operating permits, and parking fees are reported as operating revenues. All expenses related to operating the Airport are reported as expenses. Passenger facility charges, non-capital grants, capital improvement charges, interest and investment income are reported as non-operating income. Interest expense, financing costs and grant expenses are reported as non-operating expenses. Capital contributions, special and extraordinary items are reported separately after non-operating revenues and non-operating expenses.

Cash, Cash Equivalents and Investments

The deposit and investment of Authority monies is governed by provisions in its enabling legislation and by a Cash Management and Investment Policy adopted by the Authority on September 13, 1994 and last amended on July 23, 2018. The policy allows the Authority to use any depository bank that is a State or

Federally chartered commercial bank that can meet the Authority's requirements for cash vault services, is a member of the National Automated Clearing House Association (NACHA), and is able to act as an Originating Depository Financial Institution (ODFI) for direct deposit of payments. Additionally, the bank must have a minimum long term credit rating of "A" without regard to subcategories from at least one of the Nationally Recognized Statistical Rating Organizations (NRSRO) and no rating below investment grade from any other NRSRO.

Monies not needed for immediate expenditure may be invested in (1) United States Treasury obligations with maturities of seven years or less, (2) obligations backed by the United States Government full faith and credit, (3) New York State, New York State agency or New York State subdivisions (cities, towns, villages, counties) obligations with, (4) certificates of deposit fully collateralized from a bank or trust company in New York State, (5) notes, bonds, debentures, mortgages and other evidences of indebtedness of certain agencies sponsored by the United States government provided at the time of investment such agency or its obligations are rated and the agency receives, or its obligations receive, the highest rating of all independent rating agencies that rate such agency or its obligations, and (6) repurchase agreements using United States Treasury obligations with maturities of seven years or less. Investments are stated at fair value or amortized cost.

For purposes of the statement of cash flows, the Authority considers all highly liquid investments (including restricted assets) with an original maturity of three months or less when purchased to be cash equivalents. Cash equivalents, which are stated at cost, consist of certificates of deposit, and treasury notes. Investments are reported at fair value.

Note 3 sets forth information about the use of federal depository insurance (FDIC) and collateralization to insure the Authority's deposits.

Receivables

Receivables are reported at their gross value when earned and are reduced by the estimated portion that is expected to be uncollectible. The allowance for uncollectible amounts is based on collection history, aviation industry trends and current information regarding the credit worthiness of the tenants and others doing business

Lessor Receivable

The Authority, as a lessor, recognizes a lease receivable and a deferred inflow of resources at the commencement of the lease term, with certain exceptions for leases of assets held as investments, certain regulated leases, short-term leases, and leases that transfer ownership of the underlying asset. The lease receivable is measured at the present value of the lease payments expected to be received during the lease term. The deferred inflow of resources should be measured as the value of the lease receivable in addition to any payments received at or before the commencement of the lease term that relate to future periods.

Inventories

Inventories of fuel and glycol products for the Fixed Based Operator are recorded at the current cost to purchase the items based on the contract price times the number of gallons in inventory.

Restricted Assets

Restricted assets consist of monies and other resources which are restricted legally as described below:

Operating and Replacement Reserves - Under the master bond resolution adopted in 1997, the Authority agreed to create and maintain two reserves. Both were to be funded by depositing funds in separate bank accounts in accordance with the master bond resolution. The Operating and Maintenance Reserve is to be equal to two months operating and maintenance expenses and is to be used only if the Authority does not have sufficient funds in its current operating accounts to pay these expenses on a timely basis. The Renewal and Replacement Reserve is to be equal to \$500,000 and can be used solely for non-recurring major maintenance, repairs, renewals, or replacements related to Airport facilities.

Capital Funds - These assets represent capital debt proceeds and grant funds that are restricted for designated capital projects and cannot be expended for any other item.

Passenger Facility Charges Funds - These assets represent Passenger Facility Charges (PFC) collections based on an approved FAA application to "Impose" such charges on enplaned passengers at the Airport. These funds are restricted for designated capital projects and any debt incurred to finance the construction of those projects. The Authority recognizes and reports as other income PFCs earned when all conditions have been met that entitles the Authority to retain the PFCs. PFCs received prior to this time are reported as restricted net position.

Customer Facility Charges - These assets represent Customer Facility Charges (CFC) collections based on approved Amendment No. 1 to Rental Car Concession Agreements. These funds are restricted for designated capital projects related to the reallocation of Rental Car Company terminal counters and offices, and costs of relocating and reallocating the parking garage spaces. The Authority recognizes and reports as other income CFCs earned when all conditions have been met that entitles the Authority to retain the CFCs.

Revenue Bond Funds - These assets represent Series 2017, 2018, 2019 and 2020 general airport revenue bond (GARB) proceeds held in Bond Reserve Accounts. Bond reserve accounts for the Series 2017, Series 2018, Series 2019 and Series 2020 Bonds equal 125% of the average annual debt service due on bonds at the time of issuance.

FAA Restricted Funds - These assets represent proceeds from the disposition of property acquired with capital grants from the Federal Aviation Administration through the Airport Improvement Program and the Airport Noise Compatibility Grants under FAR150 or a combination of both. These Airport funds were generated through the disposition of properties acquired with Federal and State aid and interest earnings thereon. The use of such revenues is restricted to Airport Improvement Program eligible project costs contingent upon FAA concurrence.

Concession Improvement Funds - These assets represent 1% of gross revenues of all food and beverage and retail concessions held in escrow to potentially fund the planning, developing, construction, remodeling, renovating or replacing of any of the concessionaires' leased areas during the term of the concession agreement. Use of the funds during the term of the lease is subject to the Authority's sole approval. Funds remaining at the end of a concession agreement are retained by the Authority.

Capital Assets

Capital assets include land, improvements to land, easements, buildings, building improvements, vehicles, equipment and all other tangible assets that are used in operations and have useful lives extending beyond a single reporting period. Capital Assets assumed by the Authority on March 15, 1994 are carried

at historical cost, net of accumulated depreciation. Acquisitions of new assets costing \$50,000 or more are recorded at cost.

Maintenance and repairs are expended as incurred. When depreciable assets are disposed of, the related costs and accumulated depreciation are removed from the respective accounts and any gain or loss on disposition is credited or charged to an expense. Capital Assets are written off when fully depreciated unless clearly identified as still being in use. Capital Assets are written-down due to impairment if circumstances indicate a significant or unexpected decline in an assets service utility has occurred. Impaired Capital assets are written down using an approach that best reflects the decline in service utility. Assets to be disposed of and assets held for sale are reported at the lower of carrying value or fair value less costs to dispose of.

Depreciation of capital assets is computed using the straight-line method at various rates considered adequate to allocate costs over the estimated useful lives of such assets. The estimated lives by general classification are as follows:

	<u>Years</u>
Buildings and improvements	5-30
Machinery and equipment	5-15

Capitalization of Interest

Interest costs incurred during the construction period for capital assets acquired with debt was capitalized in certain years prior to 2007. After 2007 the Authority did not incur or pay any interest that was eligible for capitalization.

Bond Issue Costs, Original Issue Discount and Deferred Loss on Bond Refundings

Bond insurance (an issuance cost) is deferred and amortized over the life of the respective issue on an effective interest method. Original issue discounts and deferred loss on refundings on long-term indebtedness are amortized using the effective interest method over the life of the debt to which it relates. Interest on capital appreciation debt is accreted using the effective interest method.

Capital Contributions

Certain expenditures for Airport capital assets are significantly funded through the Airport Improvement Program (AIP) of the Federal Aviation Administration (FAA), with certain matching funds provided by the State and the Authority, or from various State allocations or grant programs. Capital funding provided under government grants is considered earned as the related allowable expenditures are incurred.

Grants for capital asset acquisition, facility development and rehabilitation and eligible long-term planning studies are reported in the *Statements of Revenues, Expenses and Changes in Net Position*, after non-operating income and expenses, as capital contributions.

Revenue Recognition

Airfield Landing Fee Charges - Landing fees are principally generated from scheduled airlines, cargo carriers and non-scheduled commercial aviation and are based on the gross landed weight of the aircraft. The estimated landing fee structure is determined annually pursuant to an agreement between the Authority and the signatory airlines based on the adopted operating budget of the Authority and is adjusted at year end for the actual landed weight of all aircraft. Landing fees are recognized as revenue when the related facilities are utilized.

FBO, Terminal Rents, Concessions and Ground Transportation - FBO revenues are generated from commercial and general aviation users, rental and concession fees are generated from airlines, parking lots, food and beverage, retail, rental cars, advertising and other commercial tenants. Leases are for terms from one to ten years and generally require rentals based on the volume of business, with specific minimum annual rental payments required. Rental revenue is recognized over the life of the respective leases and concession revenue is recognized based on reported concessionaire revenue.

Other - All other types of revenues are recognized when earned.

Passenger Facility Charges

Passenger Facility Charges (PFC) at the rate of \$3 per enplaned passenger have been levied by the Airport since March 1, 1994 under an FAA approved application to impose \$40,726,364 with collection thereof estimated to be complete in the year 2005. During 1996, the Authority received approval to increase the amount of PFC collections to \$116,888,308 extending the estimated collection period through the year 2022. In 2009, the Authority received approval to change the PFC collection from \$3.00 per passenger to \$4.50 per passenger. In 2020, PFC Application 20-04 in the amount of \$8,142,737 was approved by the FAA. In 2022, PFC Application 23-05 in the amount of \$26,170,000 to fund certain capital projects through July 1, 2027 was approved by the FAA. In 2024, PFC Application 24-06 in the amount of \$12,858,346 to fund certain capital projects through June 1, 2030 was approved by the FAA. Also in 2024, two amendments to PFC Application 20-04 and PFC Application 23-05 were approved for \$312,507 and \$1,439,839, respectively. Through December 31, 2025 the Authority has collected PFCs including interest earnings thereon totaling \$140,012,891.

PFC funds, along with related interest earnings, are recorded as restricted net position until they are applied against future debt service payments under an FAA approved Application to Use. PFC receipts are recognized and recorded as non-operating revenues in the year they are collected.

The Authority has expended \$20.3 million of PFCs on projects funded on a pay-as-you-go basis. The Authority also covenanted in the Resolution authorizing the Series 2020 Refunding Bonds to apply future PFC collections to pay a portion of the debt service related to the FAA approved projects included in the Applications. Pursuant to the Resolution, PFCs collected and deposited in a segregated account, together with the interest earned thereon, are applied towards the subsequent debt service payments reducing the amount of debt to be funded from net operating revenue. Through December 31, 2025, the Authority has applied \$114.4 million of PFC's towards the payment of debt service.

Compensated Absences

Employees accrue vacation in varying amounts based on length of service. Employees can accumulate up to 300 hours, or 37.5 days of vacation time. Unused vacation time can be liquidated for cash upon separation, retirement or death.

Sick leave is earned by regular, full-time employees at the rate of one day per month. Employees can accumulate up to 1,320 hours or 165 days of sick leave. Any sick leave hours unused at the time of an employee's retirement can be applied as additional service credit in calculating retirement benefits in the New York State Employees' Retirement System. It is the policy of the Authority not to pay accumulated sick leave to employees who terminate prior to retirement.

The liability for compensated absences at year end is for leave that has been earned through year-end but not yet taken or paid.

Pension Plans

The Authority applies GASB Statement No. 68, Accounting and Financial Reporting for Pensions (GASB 68) to recognize the net pension asset (liability), deferred outflows and deferred inflows of resources, pension expense (revenue), and information about and changes in the fiduciary net position on the same basis as reported by the cost-sharing, multiple employer, defined benefit pension plan. The Authority also applies GASB Statement No. 71, Pension Transition for Contributions Made Subsequent to the Measurement Date (GASB 71) to report additional deferred outflows. The Authority's participation in the plans are mandated by State law and includes the New York State and Local Employees' Retirement System (ERS) and the New York State Voluntary Defined Contribution (NYS VDC) plan (the Systems). The Systems recognize benefit payments when due and payable in accordance with benefit terms; investment assets are reported at fair value. More information on pension activity for the Systems is included in Note 12.

Estimates

The preparation of financial statements in conformity with generally accepted accounting principles requires management to make estimates and assumptions that affect certain reported amounts and disclosures. Accordingly, through subsequent events, actual results could differ from those estimated. Some estimates, such as the book value of the Capital Assets (see Note 7), the liability for Net Pension (see Note 12) and Other Post-Employment Benefits (OPEB) (see Note 13) have the potential to vary more significantly over time than other estimates.

Future Governmental Accounting Standards Board Statements To Be Implemented

In April 2024 the Government Accounting Standards Board issued GASB Statement No. 103, *Financial Reporting Model Improvements*, which is to improve key components of the financial report to enhance its effectiveness in providing information essential for decision making and assessing accountability. This statement is effective for reporting periods beginning after June 15, 2025. The Authority is currently evaluating the impact this standard will have on the financial statements when adopted.

In September 2024 the Government Accounting Standards Board issued GASB Statement No. 104, *Disclosure of Certain Capital Assets*, which is to provide users of the financial statements with essential information about certain capital assets. This statement is effective for reporting periods beginning after June 15, 2025. The Authority is currently evaluating the impact this standard will have on the financial statements when adopted.

In December 2025 the Government Accounting Standards Board issued GASB Statement No. 105, *Subsequent Events*, which is to improve the financial reporting requirements for subsequent events. This statement is effective for reporting periods beginning after June 15, 2026. The Authority is currently evaluating the impact this standard will have on the financial statements when adopted.

NOTE 3 - Cash, Cash Equivalents and Investments

Cash, cash equivalents and investments of the Authority at December 31 consist of the following:

	Book Balance 2025	Bank Balance 2025	Book Balance 2024	Bank Balance 2024
Cash and Cash Equivalents:				
Cash on hand	\$ 15,845		\$ 13,529	
Cash in bank accounts	65,127,580	\$ 66,116,464	63,469,283	\$ 64,612,176
Total Cash and Cash Equivalents	<u>\$ 65,143,425</u>		<u>\$ 63,482,812</u>	

The Authority's deposits were secured by insurance from the Federal Depository Insurance Corporation (FDIC) covering \$500,000 on December 31, 2025 plus \$73,504,977 of pledged collateral held by third party trustee banks at December 31, 2025. The FDIC bank insurance program Permanent Rule provides up to \$250,000 in coverage for the Authority's Savings Accounts and up to \$250,000 for the Authority's demand accounts. Collective balances in excess of these amounts are collateralized at 102% of the prior day closing bank balance.

NOTE 4 - Receivables

Accounts receivable is recorded net of allowances for probable uncollectible accounts. As of December 31, 2025 and 2024, an allowance for uncollectible accounts was not considered necessary.

	As of 12-31-25	As of 12-31-24
Airlines	\$ 2,098,739	\$ 1,458,900
Concessions	370,806	380,136
Other	1,412,577	1,875,437
Sub-Total	<u>3,882,122</u>	<u>3,714,473</u>
Less Allowances	-	-
Net Accounts Receivable	<u>\$ 3,882,122</u>	<u>\$ 3,714,473</u>

NOTE 5 – FAA Restricted Funds

The Authority holds funds derived from the disposition of property acquired with grants received from the Federal Aviation Administration (FAA). These funds are restricted for use and limited to capital expenditures approved by the FAA. The following table presents the amounts and changes in such funds:

	2025	2024
Airport Noise Compatibility Grants (FAR150)		
Opening Balance	\$ 220,974	\$ 210,565
Interest Received during the year	8,720	10,409
Ending Balance	<u>\$ 229,694</u>	<u>\$ 220,974</u>

NOTE 6 - Due to County of Albany

The net amount due to the county consists of the following:

	As of 12-31-25	As of 12-31-24
Reimbursement of expenses due to County	\$ 281,146	\$ 264,185

The County provides certain services to the Authority including sheriff officers for public safety, code enforcement inspections, public communications and sewer district charges. The total expenditures paid by the Authority during the years ended December 31, 2025 and 2024 for these services totaled \$3,564,405 and \$3,525,329, respectively.

NOTE 7 - Capital Assets

Capital Assets balances and activity for the year ended December 31, 2024 and 2025 was as follows:

	Total 12-31-23	Additions	Deletions	Total 12-31-24	Additions	Deletions	Total 12-31-25
Capital Assets that are not depreciated:							
Land and Easements	\$ 48,899,432	\$ -	\$ -	\$ 48,899,432	\$ -	\$ -	\$ 48,899,432
Construction in Progress	20,290,343	35,133,422	-	55,423,765	48,809,440	-	104,233,205
Total	69,189,775	35,133,422	-	104,323,197	48,809,440	-	153,132,637
Capital Assets that are depreciated:							
Buildings	247,884,826	-	-	247,884,826	-	-	247,884,826
Improvements, other than buildings	295,459,669	6,642,485	-	302,102,154	5,328,017	-	307,430,171
Machinery and Equipment	22,058,310	1,155,863	-	23,214,173	4,504,303	-	27,718,476
Sub-total	565,402,805	7,798,348	-	573,201,153	9,832,320	-	583,033,473
Less accumulated depreciation:							
Buildings	(168,099,709)	(8,070,615)	-	(176,170,324)	(8,070,615)	-	(184,240,940)
Improvements	(176,038,900)	(11,164,041)	-	(187,202,941)	(11,440,385)	-	(198,643,326)
Machinery and Equipment	(14,736,780)	(929,573)	-	(15,666,353)	(1,135,395)	-	(16,801,748)
Sub-total	(358,875,389)	(20,164,229)	-	(379,039,618)	(20,646,395)	-	(399,686,014)
Total depreciable Capital Assets, net	206,527,416	(12,365,881)	-	194,161,535	(10,814,075)	-	183,347,459
Total Capital Assets, Net	\$ 275,717,191	\$ 22,767,541	\$ -	\$ 298,484,732	\$ 37,995,365	\$ -	\$ 336,480,096

NOTE 8 - Long-Term Indebtedness

A summary of the changes in the Authority's long-term indebtedness outstanding during 2024 and 2025 was as follows:

	Outstanding at 12-31-23	Deletions	Outstanding at 12-31-24	Deletions	Outstanding at 12-31-25	Due within one year
Authority Revenue Bonds/Debt Obligations						
Bonds Payable						
Series 2017A & B Refunding	\$ 6,070,000	\$ (1,110,000)	\$ 4,960,000	\$ (1,160,000)	\$ 3,800,000	\$ (1,230,000)
Series 2018A & B GARB	20,750,000	(435,000)	20,315,000	(455,000)	19,860,000	(480,000)
Series 2019A GARB	8,970,000	(185,000)	8,785,000	(190,000)	8,595,000	(200,000)
Series 2020A & B Refunding	19,505,000	(5,550,000)	13,955,000	(5,820,000)	8,135,000	(6,120,000)
Total Bonds Payable	55,295,000	(7,280,000)	48,015,000	(7,625,000)	40,390,000	(8,030,000)
Unamortized Premiums	3,311,412	(1,017,614)	2,293,798	(818,233)	1,475,565	(597,997)
Total Long-term Indebtedness	\$ 58,606,412	\$ (8,297,614)	\$ 50,308,798	\$ (8,443,233)	\$ 41,865,565	\$ (8,627,997)

Authority Outstanding Debt Issues

Series 2017A General Airport Revenue Refunding Bonds - In March of 2017, the Authority closed on the sale of two General Airport Revenue Refunding Bond (non AMT) issues totaling \$7,795,000 to refund the Series 2003A Airport Revenue Bonds and Series 2006A. Coupon interest rates range from 3.125% to 5.000% and are due semi-annually on June 15th and December 15th. These bonds will mature on December 31, 2033. The amount of outstanding principal, premiums and deferred loss as of December 31, 2025 and 2024 are as follows:

Year ending	Principal Outstanding	Unamortized Premium	Deferred Loss
December 31, 2025	\$ 1,610,000	\$ 13,931	\$ 18,842
December 31, 2024	\$ 2,480,000	\$ 51,858	\$ 29,192

Series 2017B General Airport Revenue Refunding Bonds – In March of 2017, The Authority issued \$6,600,000 (AMT) of Series 2017B General Airport Revenue Refunding Bonds to refund the Series 2006B Airport Revenue Bonds and Series 2006C. Coupon interest rates range from 3.250% to 5.000% and are due semi-annually on June 15th and December 15th. These bonds will mature on December 31, 2035. The amount of outstanding principal, premiums and deferred loss as of December 31, 2025 and 2024 are as follows:

Year ending	Principal Outstanding	Unamortized Premium	Deferred Loss
December 31, 2025	\$ 2,190,000	\$ -	\$ 46,741
December 31, 2024	\$ 2,480,000	\$ 10,549	\$ 56,397

Series 2018A General Airport Revenue Bonds - In November of 2018, the Authority issued \$14,770,000 (non AMT) of Series 2018A General Airport Revenue Bonds to fund a portion of the cost of the Upstate Airport Development & Revitalization Project at the Airport and other projects in the Authority's 2015-2019 capital plan. Coupon interest rates are 5.000% and are due semi-annually on June 15th and December 15th. These bonds will mature on December 31, 2048. The amount of outstanding principal and premiums as of December 31, 2025 and 2024 are as follows:

Year ending	Principal Outstanding	Unamortized Premium
December 31, 2025	\$ 14,770,000	\$ 484,205
December 31, 2024	\$ 14,770,000	\$ 636,356

Series 2018B General Airport Revenue Bonds - In November of 2018, The Authority issued \$7,820,000 (AMT) of Series 2018B General Airport Revenue Bonds to fund projects in the Authority's 2015-2019 capital plan and to provide funds for a portion for the Upstate Airport Development & Revitalization Project at the Airport. The bonds are payable from a lien on net revenues derived by the Authority for the operation of the airport. Coupon interest rates are 5.000% and are due semi-annually on June 15th and December 15th. These bonds will mature on December 31, 2034. The amount of outstanding principal and premiums as of December 31, 2025 and 2024 are as follows:

Year ending	Principal Outstanding	Unamortized Premium
December 31, 2025	\$ 5,090,000	\$ 179,007
December 31, 2024	\$ 5,545,000	\$ 252,057

Series 2019A General Airport Revenue Bonds - In November of 2019, the Authority issued \$9,620,000 (non AMT) of Series 2019A General Airport Revenue Bonds to fund a portion of the cost of the Upstate Airport Development & Revitalization Project at the Airport. Coupon interest rates range from 4.000% to 5.000% and are due semi-annually on June 15th and December 15th. These bonds will mature on December 31, 2042. The amount of outstanding principal and premiums as of December 31, 2025 and 2024 are as follows:

Year ending	Principal Outstanding	Unamortized Premium
December 31, 2025	\$ 8,595,000	\$ 418,473
December 31, 2024	\$ 8,785,000	\$ 542,329

Series 2020A General Airport Revenue Forward Refunding Bonds - In March of 2020, the Authority issued \$4,390,000 (non AMT) of Series 2020A General Airport Revenue Forward Refunding Bonds to refund and defease a certain portion of the Series 2010A General Airport Revenue Refunding Bonds. Coupon interest rates are 5.000% and are due semi-annually on June 15th and December 15th. These bonds will mature on December 31, 2030. The amount of outstanding principal, premiums and deferred loss as of December 31, 2025 and 2024 are as follows:

Year ending	Principal Outstanding	Unamortized Premium	Deferred Loss
December 31, 2025	\$ 2,465,000	\$ 208,587	\$ 67,894
December 31, 2024	\$ 2,885,000	\$ 288,525	\$ 201,321

Series 2020B General Airport Revenue Refunding Bonds - In March of 2020, the Authority issued \$30,220,000 (AMT) of Series 2020B General Airport Revenue Forward Refunding Bonds to refund and defease a certain portion of the Series 2010A General Airport Revenue Refunding Bonds. Coupon interest range are 5.000% and are due semi-annually on June 15th and December 15th. These bonds will mature on December 31, 2030. The amount of outstanding principal, premiums and deferred loss as of December 31, 2025 and 2024 are as follows:

Year ending	Principal Outstanding	Unamortized Premium	Deferred Loss
December 31, 2025	\$ 5,670,000	\$ 172,708	\$ 71,787
December 31, 2024	\$ 11,070,000	\$ 512,123	\$ 99,298

Below is a schedule of future bond payments by years:

Years Ending	Principal	Interest	Total
2026	\$ 8,030,000	\$ 1,910,000	\$ 9,940,000
2027	1,455,000	1,508,500	2,963,500
2028	1,530,000	1,437,550	2,967,550
2029	1,585,000	1,366,275	2,951,275
2030	1,665,000	1,291,731	2,956,731
2031-2035	6,215,000	5,496,819	11,711,819
2036-2040	6,120,000	4,019,800	10,139,800
2041-2045	7,725,000	2,412,050	10,137,050
2046-2049	6,065,000	563,750	6,628,750
TOTAL	\$ 40,390,000	\$ 20,006,475	\$ 60,396,475

Line of Credit

On February 28, 2024 the Authority closed on a \$30 million revolving line of credit note to provide interim funding for a capital project currently under construction. The terminal connector project is budgeted at \$100 million and is funded \$60 million from New York State Department of Transportation and \$40 million from the FAA. Interim funding is needed to help bridge the gap between the time the vendors are paid and when reimbursement is received from either of the two funding sources. The note matures on February 28, 2025 for a period of two (2) years with a renewal maturity of February 28, 2027. Interest is paid on only the days that the loan is used at a rate of the Secured Overnight Financing Rate plus 1.20%. As of December 31, 2025 the balance on the line of credit was \$3,226,470. In 2025 the Authority paid \$412,882 of interest expense for the balances on the line of credit throughout 2025.

Bond Defeasance

On August 3, 2021 the Authority defeased a certain portion of Airport Revenue Refunding Bonds, Series 2017A, ("2017A Bonds") by placing cash of \$659,688 in a trust account with Manufacturers and Traders Trust Company, the escrow agent for the defeasance. The cash deposit has an irrevocably pledge to the payment of a portion of the outstanding bonds. The escrow agent has been authorized to substitute assets that are not essentially risk-free in the trust portfolio. Principal and interest from the cash have been deemed sufficient to retire the principal and interest on the \$669,030 outstanding balance of the 2017A Bonds issued to refund 2006A Bonds that were used to finance renovation of the previous Authority administration building. Accordingly, the trust account assets and the liability for the defeased bonds are not included in the Authority's financial statements.

Annual estimated cash flows after December 31, 2025, in the escrow account for the defeasance are summarized below:

	Beginning Balance	Debt Service	Interest	Ending Balance
2026	\$ 108,488	\$ 109,289	\$ 801	-

Debt Limit

The Authority's debt limit was increased from \$175 million to \$285 million during 2004 by State legislation enacted (Chapter 500), amending the Albany County Airport Authority Act, Title 32 of Article 8, of the New York State Public Authorities Law. The Act authorizes the Authority to issue bonds, notes or other obligations in the aggregate outstanding principal amount not exceeding \$285,000,000. In addition, the Authority is authorized to issue refunding bonds, provided that upon a refunding the aggregate principal amount of bonds, notes or other obligations outstanding under the Act may be greater than \$285,000,000 only if the present value of the aggregate debt service of the refunding bonds, notes or other obligations does not exceed the present value of the refunded bonds, notes or other obligations (calculated as provided in the Act). As of December 31, 2025 and 2024, the Authority had \$40.4 million and \$48.0 million, respectively, of principal debt outstanding issued which does not include deferred losses and bond premiums.

The Authority adopted a Derivatives Policy which allows for the use of Derivative Financial products for capital financing. The Derivatives Policy prohibits the use of Derivative Financial products for either investment or speculation. The Derivatives Policy recognizes derivatives as non-traditional financial products, including but not limited to, floating to fixed rate swaps, swaptions, caps, floors, collars and municipal warrants. The Derivatives Policy requires:

- that transactions entered into under the policy must be for a market transaction for which competing good faith quotations may be obtained at the discretion of the Authority and with the advice and recommendation of the Authority's swap adviser, and other financial professionals;
- that transactions should produce material economic benefit believed to not otherwise be attainable under the current existing market conditions, or existing conventional debt structures, and improve the flexibility of debt management strategies;
- employ a structure that will attempt to minimize any additional floating rate basis risk, tax law risk or credit risk to the Authority and justify the acceptance of these risks for a particular transaction, based on the additional benefits to the Authority; and
- limits the total amount of derivative financial product transactions so as not to exceed thirty-three percent (33%) of the total authorized debt limit of the Authority (currently \$285 million).

The Authority adopted a Variable Rate Debt Policy which allows for the use of variable rate debt within prescribed limitations. The Variable Rate Debt Policy recognizes permanent and interim uses of variable

rate debt. Interim use of variable rate debt may occur during the construction phase of a project for which the Authority intends to obtain permanent financing at the conclusion of the construction phase. The Variable Rate Debt Policy provides that:

- “Permanent Variable Rate Debt Exposure” includes variable rate debt which the Authority does not intend to be refinanced by a long-term fixed rate debt;
- “Net Permanent Variable Rate Debt Exposure” is permanent variable rate debt that is not offset by the cash, cash equivalent and short-term investment assets of the Authority;
- permanent variable rate debt excludes, with some exceptions, variable debt that has been synthetically changed to fixed rate debt by the use of a financial derivative hedge product with a fixed-payer interest rate swap;
- net permanent variable rate debt, excluding synthetic fixed rate transactions, should not generally exceed twenty percent (20%) of the Authority’s outstanding indebtedness;
- the Authority did not utilize any derivative or variable rate debt products in 2025.

NOTE 9 - Capital Contributions and Net Position

Since its inception, the Authority has received capital contributions from the County of Albany in the form of net assets transferred from the date of inception and from Federal and State grants as shown below:

	Inception To Date	Year Ended 2025	Year Ended 2024
County of Albany	\$ 486,324,500	\$ -	\$ -
Federal	213,053,408	30,723,366	9,217,143
State	144,777,081	9,203,880	26,424,023
Total	\$ 844,154,989	\$ 39,927,246	\$ 35,641,166

Net position consists of the following:

	2025	2024
Net investment in capital assets	\$ 289,774,606	\$ 243,024,508
Working capital	16,508,320	19,656,129
Passenger facility charge funds	4,682,320	8,438,466
Operating and replacement funds	9,878,798	9,405,342
CFC funds	506,863	487,621
Unrestricted assets	25,643,476	24,772,183
	\$ 346,994,383	\$ 305,784,249

Under the master bond resolution adopted in 1997, the Authority agreed to create and maintain two reserves. Both were to be funded by depositing funds in separate bank accounts in accordance with the master bond resolution and are included as a component of unrestricted cash and cash equivalents on the statements of net position. The Operating and Maintenance Reserve is to be equal to two months operating and maintenance expenses and is to be used only if the Authority does not have sufficient funds in its current operating accounts to pay these expenses on a timely basis.

The Renewal and Replacement Reserve is to be equal to \$500,000 and can be used solely for non-recurring major maintenance, repairs, renewals, or replacements related to Airport facilities. Both reserves have been funded as required.

NOTE 10 - Airline Lease and Use Agreements

Six commercial passenger airlines, fifteen affiliated commercial passenger airlines and two cargo airlines serving the Airport have executed the first five year renewal option on the Airline Use and Lease

Agreement ("Agreement"). This Agreement has a five-year term effective January 1, 2016 with an option for one five year renewal to extend the Agreement to December 31, 2025. In 2020, due to COVID, the Authority offered an extension of a one-year term ending December 31, 2021 and two one-year options for 2022 and 2023 and one two-year option extensions. During 2025, the Authority and the signatory airlines and cargo carriers negotiated a new Agreement to be effective January 1, 2026. As of December 31, 2025, the Agreement is awaiting execution by the signatory airlines and cargo carriers. The Authority charges signatory rates to carriers who have executed the Agreement and non-signatory rates to all other airlines and Airport users.

In general, the rate formulas under the Airline and Cargo Carrier Agreements in effect provide that at the end of each year the total financial requirements for each of the Airport cost centers be determined by applying revenues related to that cost center before the rate required to be paid by signatory airlines and cargo carriers is determined. The landing fee calculation uses a residual cost methodology. The terminal rate is based upon calculation of the total cost per square foot subject to annual settlement based upon actual cost. The Agreement also contains a calculation of an amount for capital expenditures not subject to majority-in-interest (MII) approval by the Signatory Airlines in the rates and charges calculation. This amount is deducted after the net amount available for revenue sharing between the signatory airlines and the Authority is determined; therefore, not affecting the initial rates and charges established for billing the airlines. The net requirement is then divided by appropriate usage factors to determine the rates and fees applicable to signatory airlines.

The Agreements provide a net income sharing mechanism by which the Signatory Airlines and Cargo Carriers receive a percentage of the Airport's net income (as defined in the Agreements) during the term of the agreement in the form of a rate credit offset. The Agreements also provide for extraordinary coverage protection where the Signatory Airlines and Cargo carriers have agreed to provide additional revenue to the Airport should net revenues be less than the required amount under the Master Bond Resolution.

In 2025, the net revenue sharing was fifty percent to the airlines and fifty percent to the Authority. Under this formula, the airlines and cargo carriers received a credit of \$2,993,074 for the rates and charges settlements and they received a credit of \$6,376,093 for their share of the revenue sharing; totaling \$9,369,167. In 2024, the airlines and cargo carriers received debits of \$2,395,708 for the rates and charges settlements and also received a credit \$3,564,235 for their share of the revenue sharing; totaling \$5,959,943. As of December 31st, a liability is recorded for the amount due to the Signatory carriers as well as a reduction in revenues.

NOTE 11 - Lessor Airport Tenant Agreements

The Authority, as a lessor, recognizes a lease receivable and a deferred inflow of resources at the commencement of the lease term, with certain exceptions for leases of assets held as investments, certain regulated leases, short-term leases, and leases that transfer ownership of the underlying asset. As lessor, the asset underlying the lease is not recognized. The lease receivable is measured at the present value of the lease payments expected to be received during the lease term. The deferred inflow of resources should be measured at the value of the lease receivable in addition to any payments received at or before the commencement of the lease term that relate to future periods.

For the purposes of the GASB No. 87 implementation, Airport Leases have been categorized as follows:

1. GASB No. 87 Leases - Included
2. GASB No. 87 Leases - Excluded Leases - Regulated
3. GASB No. 87 Leases - Excluded Leases - Short Term

GASB No. 87 Leases - Included

In accordance with GASB No. 87, the Authority recognizes a lease receivable and a deferred inflow of resources for leases the Authority categorizes as GASB No. 87 - Included. For these leases, the Authority is reporting Lessor Lease Receivables of \$16,316,843 for the beginning of the year ending December 31, 2025. For the year 2025, the Authority reported lease revenue of \$2,758,436 and interest revenue of \$274,534 related to lease payments received. Below is the activity for the lease receivable for December 31, 2025 and 2024:

	2025	2024
Beginning lease receivable	\$ 16,316,843	\$ 19,691,411
Remeasurement/new lease	(1,080,791)	(646,921)
Adjusted lease receivable	15,236,052	19,044,490
Annual lease revenue	(2,758,436)	(3,061,457)
Implied interest	274,534	333,810
Ending lease receivable	<u>\$ 12,752,150</u>	<u>\$ 16,316,843</u>
Current lease receivable	2,985,319	2,483,902
Long term lease receivable	9,766,831	13,832,941
	<u>\$ 12,752,150</u>	<u>\$ 16,316,843</u>

Ending lease receivable is \$2,985,319 and \$9,766,831 for current and non-current assets, respectively as of December 31, 2025.

The following table is the future years of minimum payments and implied interest as of December 31, 2025:

	Principal	Interest	Total Future Minimum Lease Payments
2026	\$ 2,985,319	\$ 216,967	\$ 9,766,832
2027	2,150,270	174,923	7,791,485
2028	2,215,697	131,370	5,707,158
2029	2,149,211	87,410	3,645,357
2030	1,479,360	48,213	2,214,210
2031-2034	1,772,293	42,177	-

Deferred Inflows of Resources Related to GASB 87 - The Authority reported deferred inflows of resources related to GASB 87 for December 31, 2025 and 2024:

	2025	2024
Beginning Balance	\$ 15,194,017	\$ 18,721,114
Remeasurement/new lease	(604,851)	(646,921)
Adjusted beginning balance	14,589,166	18,074,193
Deferred revenue recognized	(2,728,276)	(2,880,176)
Ending Balance	<u>\$ 11,860,890</u>	<u>\$ 15,194,017</u>

No. 87 Excluded Leases - Regulated

In accordance with GASB No. 87, the Authority does not recognize a lease receivable and a deferred inflow of resources for regulated leases. Regulated leases are certain leases that are subject to external laws, regulations, or legal rulings, e.g. the U.S. Department of Transportation and the Federal Aviation Administration, regulated aviation leases between airports and air carriers and other aeronautical users.

Regulated leases for the Authority include the following:

Airline Use and Lease Agreement - Signatory Airlines

The rights, services and privileges, including the lease of preferentially-assigned gates, an airline has in connection with the use of the airport and its facilities is addressed in the Airline Use and Lease Agreement (ULA). By definition, a ULA is considered a regulated lease and does not recognize a receivable and corresponding deferred inflow of resources for 2025 the Authority recognized landing fee, terminal, apron and passenger boarding bridge lease revenue of \$5,090,522, \$4,656,951, \$827,582, and \$1,039,797, respectively.

Due to the variable nature of the above revenues from year-to-year, expected future minimum payments are indeterminable.

T-Hangars

On various dates, the Authority entered into a month to month T-hangar lease agreements with tenants for the use of one (1) of forty (40) T hangars located at 360 Old Niskayuna Road. In 2025, \$160,601 in T-hangar revenue was recorded.

FBO Community Hangars tenants

On various dates, the Authority entered into a month to month agreements with tenants for the use of a specified amount of space located in one of two FBO/community hangars located at Building 109 (16 Jetway Dr.) and Building 112 (6 Jetway Dr.). In 2025, \$584,988 in FBO hangar revenue was recorded.

GASB No. 87 Excluded Leases Short-Term

In accordance with GASB No. 87, the Authority does not recognize a lease receivable and a deferred inflow of resources for leases short-term leases. Short-term leases are certain leases that, at the commencement of the lease term, has a maximum possible term under the lease contract of 12 months (or less), including any options to extend, regardless of their probability of being exercised.

NOTE 12 - Pension Plans

Plan Descriptions - The Authority participates in the New York State and Local Employees' Retirement System (ERS) cost-sharing multiple-employee retirement system. The ERS provides retirement benefits as well as death and disability benefits. Obligations of employers and employees to contribute and benefits to employees are governed by the New York State Retirement and Social Security Law (NYSRSSL). As set forth in the NYSRSSL, the Comptroller of the State of New York (Comptroller) serves as sole trustee and administrative head of the Systems. The Comptroller shall adopt and amend rules and regulations for the administration and transaction of the business of the systems and for the custody and control of their funds. The Systems issue a publicly available annual financial report that includes audited financial statements and required supplementary information. This report may be obtained by writing to the New York State and Local Employees' Retirement System, Office of the State Comptroller, 110 State Street, Albany, NY 12207.

Funding Policy - Contributory and noncontributory requirements depend upon the point in time at which an employee last joined the System. Most members of the ERS who joined the System on or before July 26, 1976 are enrolled in a non-contributory plan. Employees who last joined ERS subsequent to July 26, 1976 are enrolled in a contributory Plan. Tier 3 through Tier 5 employees must contribute 3 percent of their salary. Tier 3 and Tier 4 employees with more than ten years of membership or credited service within the

System are not required to contribute. Tier 6 member contribution rates vary from 3 percent to 6 percent depending on salary. Tier 5 and 6 members are required to contribute for all years of service. Members cannot be required to begin contributing or to make increased contributions beyond what was required when their memberships began.

The Authority is required to contribute at an actuarially determined rate. The required contributions for the year ended December 31, 2025 was \$293,343 or 20.0% of the covered employees' payroll. In December 31, 2024 the required contribution was \$284,489 or 15.9% of the covered employees' payrolls. The Authority's contributions made to the Systems were equal to 100% of the required contributions for each year.

Pension Liability - At December 31, 2025 the Authority reported the following asset/(liability) for its proportionate share of the net pension asset/(liability) for the System. The net pension asset/(liability) was measured as of March 31, 2025. The total net pension asset/(liability) used to calculate the net pension asset/(liability) was determined by an actuarial valuation as of that date. The Authority's proportion of the net pension asset/(liability) was based on a projection of the Authority's long-term share of contributions of all participating members, actuarially determined. This information was provided by the ERS System in a report provided to the Authority. The net pension asset/(liability) is included in the non-current assets/liabilities on the Statement of Net Position for December 31, 2025 and 2024:

	2025	2024
	April 1, 2024	April 1, 2023
Actuarial valuation date		
Net pension liability	\$ 718,693	\$ 660,114
Authority's portion of the Plan's total net pension liability	0.0041917%	0.0044832%

Payables to the pension plan - ERS employer contributions are paid annually based on the System's fiscal year which ends on March 31st. Payments to the ERS due February 1 were prepaid at a discounted amount of \$293,343 and \$284,489 during the Authority's year ended December 31, 2025 and 2024. Accordingly, the Authority did not owe any payables to the Pension System as of December 31, 2025 or 2023.

Pension Expense - For the year ended December 31, 2025, the Authority recognized its proportionate share of pension expense of \$157,319. For December 31, 2024, the pension expense was \$284,464.

Collective Pension Expense - Collective pension expenses includes certain current period changes in the collective net pension liability, projected earnings on pension plan investments, and the amortization of deferred outflows or resources and deferred inflows of resources for the current period. The collective pension expense for the periods ended December 31, 2025 and 2024 was \$226,230 and \$354,872, respectively.

Deferred Outflows and Inflows of Resources Related to Pension - The Authority reported deferred outflows of resources and deferred inflows of resources related to pensions from the following sources for December 31, 2025 and 2024:

	Outflows of Resources 2025	Inflows of Resources 2025	Outflows of Resources 2024	Inflows of Resources 2024
Differences between expected and actual experience	\$ 178,384	\$ 8,414	\$ 212,622	\$ 18,000
Change of assumptions	30,141	-	249,574	-
Net difference between projected and actual earnings on pension plan investments	56,387	-	-	322,462
Changes in proportion and differences between contributions and proportionate share of contributions	173,024	-	184,182	38,602
Contributions subsequent to the measurement date	293,343	45,367	284,489	-
Balance as of December 31,	<u>\$ 731,279</u>	<u>\$ 53,781</u>	<u>\$ 930,867</u>	<u>\$ 379,064</u>

The Authority's contributions subsequent to the measurement date will be recognized as a reduction of the net pension asset/(liability) in the year ended December 31, 2026 and December 31, 2025, respectively. Other amounts reported as deferred outflows of resources and deferred inflows of resources related to pensions will be recognized in pension expense as follows as of December 31, 2025 and 2024:

Year ended:	2025	2024
2025	\$ -	\$ (63,775)
2026	189,902	180,795
2027	218,097	213,235
2028	(41,082)	(62,940)
2029	17,236	-
2030	-	-
Thereafter	-	-

The total pension liability as of March 31, 2025 was determined by using an actuarial valuation as of April 1, 2024, with updated procedures used to roll forward the total pension liability to March 31, 2025. The actuarial valuation used the following actuarial assumptions:

	2025	2024
Measurement date	March 31, 2025	March 31, 2024
Actuarial valuation date	April 1, 2024	April 1, 2023
Inflation rate	2.9%	2.9%
Salary Scale	4.3%	4.4%
Investment rate of return (net of investment expense, including inflation)	5.9%	5.9%
Cost of Living Adjustments	1.5% annually	1.5% annually

Decrements – Based upon FY 2016-2021 experience

Mortality improvement - Society of Actuaries' Scale MP-2021

Pensioner mortality - Based on gender/collar specific tables based upon FY 2016-2021 experience..

The long-term expected rate of return on pension plan investments was determined using a building block method in which best estimate ranges of expected future real rates of return (expected returns net of investment expense and inflation) are developed for each major asset class. These ranges are combined to produce the long term expected rate of return by weighting the expected future real rates of return by the target asset allocation percentage and by adding expected inflation. Best estimates of arithmetic real rates of return for each major asset class included in the target asset allocation are summarized below:

Asset class	Target allocation	Long-Term expected real rate of return
Domestic equity	25.0%	3.54%
International equity	14.0%	6.57%
Private equity	15.0%	7.25%
Real estate	12.0%	4.95%
Credit	4.0%	5.40%
Opportunistic/ARS portfolio	3.0%	5.25%
Real assets	4.0%	5.55%
Fixed Income	22.0%	2.00%
Cash	1.0%	0.25%
	<u>100.0%</u>	

Discount rate - The discount rate used to calculate the total pension liability was 5.9%. The projection of cash flows used to determine the discount rate assumes that contributions from plan members will be made at the current contribution rates and that contributions from employers will be made at statutorily required rates, actuarially. Based upon the assumptions, the System's fiduciary net position was projected to be available to make all projected future benefit payments of current plan members. Therefore the long term expected rate of return on pension plan investments was applied to all periods of projected benefit payments to determine the total pension liability.

Sensitivity of the Proportionate Share of the Net Pension Liability/(Asset) to the Discount Rate Assumption -The following presents the Authority's proportionate share of the net pension liability calculated using the discount rate of 5.9%, as well as what the Authority's proportionate share of the net pension liability would be if it were calculated using a discount rate that is one percentage point lower (4.9%) or one percentage point higher (6.9%) than the current rate:

	1% Decrease 4.9%	Current Discount 5.9%	1% Increase 6.9%
April 1, 2024	\$ 2,079,988	\$ 718,693	\$ (417,989)
April 1, 2023	\$ 2,075,467	\$ 660,114	\$ (521,999)

New York State Voluntary Defined Contribution (NYS VDC) Plan - Under state legislation enacted in 2012, Authority Employees first hired after June 30, 2013 who earn least \$75,000 per year or more are eligible to join the NYS VDC Plan instead of the ERS Plan. The NYS VDC Plan is administered by the State University of New York Optional Retirement Plan (SUNY OPR). SUNY OPR has contracted with TIAA-CREF to administer the NYS VDC Plan. The NYS VDC plan is portable among employers and eligible employees vest 366 days after first joining the plan or other employer funded contract with any of the NYS VDC investment providers. The Authority's contribution rate is 8% of participating employee salary for the duration of employment. Participating employee contribution rates range from 5.75% to 6% based upon salary level. During the initial vesting period the Authority must contribute 4% interest to a vesting employee's contribution deduction not yet remitted to the Plan. The Authority has three employees who participate in the NYS VDC Plan. The Authority's employer contributions to the NYS VDC plan through December 31, 2025 and 2024 was \$30,170 and \$44,699, respectively.

NOTE 13 - Other Post Employment Benefits (OPEB)

During 2009 the Authority adopted a formal written OPEB plan and created a legally separate trust to accumulate resources to fund the Authority's obligation to pay for OPEB benefits under the plan. The OPEB plan provides that all full-time and regular part-time employees with qualifying years of service with the Authority (including any years with the State of New York or County of Albany immediately preceding becoming an Authority employee) who retire from the Authority and are collecting retirement benefits through the New York State and Local Employees' Retirement System, shall receive health insurance benefits from the Authority as a retired employee. Such benefits shall be equal to the health insurance benefits received by the employee at the time of their retirement and the costs thereof to the retired employee shall be at the same rate or percentage sharing the employee was paying at the time of their retirement. A qualifying retiree's surviving spouse and eligible dependents can continue to receive OPEB benefits as long as they do remain otherwise eligible to be a dependent of the deceased employee. Retired employees are required to contribute to the cost of the plan benefit in proportion to the amount they contributed toward the cost of their health insurance prior to retirement. The Authority allows each employee to accumulate up to 1,320 hours of unused sick time and apply the value of this to fund their required contribution. The plan is a single-employer defined benefit plan Effective January 1, 2008. The Authority adopted GASB Statement 45 - *Accounting and Financial Reporting by Employers for Postemployment Benefits Other Than Pensions*-, prospectively which requires reporting, on an accrual basis, the liability associated with other postemployment benefits. The OPEB liability at transition was zero, being amortized over a thirty-year period. Effective January 1, 2018 the Authority adopted GASB Statement 75, which replaced GASB 45 and required the previously unrecognized liability for OPEB benefits to reported as a liability on the statement of Net Position and also changed the measurement focus to fair value measurement. The accrued liability is based upon an actuarial valuation that reflects a long-term perspective. Actuarial valuations involve estimates of the value of reported amounts and assumptions about the probability of events far into the future, and that actuarially determined amounts are subject to continual revision as actual results are compared to past expectations and new estimates are made about the future. The Albany County Airport Authority OPEB Trust has issued a separate audited financial statement which may be obtained by contacting the Albany County Airport Authority OPEB Trustee c/o the Albany County Airport Authority, 737 Albany Shaker Road, Terminal Building, Third Floor, Albany, NY 12211-1057.

The OPEB Plan is a single-employer defined benefit healthcare plan trust administered by the Authority. The Plan provides medical insurance benefits to eligible retirees who elect to receive it, and their eligible dependents. Membership of the Plan consists of 44 plan members composed of; 16 active and 28 retired employees. The Plan is a governmental plan that is not subject to the provisions of the Employee Retirement Income Security Act of 1974 (ERISA). The Plan was created by the Albany County Airport Authority to be managed by a sole trustee intended to be the Chief Financial Officer of the Authority who is the plan Trustee. The Plan is a component unit of the Albany County Airport Authority. The Trust has a fiduciary duty to provide plan benefits to eligible beneficiaries. As long as the Albany County Airport Authority provides the required benefits, the Trust's obligation is fulfilled and it may then reimburse the Albany County Airport Authority for the cost of the benefits provided, if requested to do so.

The Schedule of Changes in the net OPEB liability and other OPEB information is located in the Required Supplementary Information Section of this document.

For 2025, one key assumption has changed since the prior valuation. The impact of this assumption change increased disclosed liabilities by approximately \$160,000:

- change in the discount rate from 4.28% to 4.43%,

Eligibility

An employee hired on or after January 1, 2005 shall become eligible to retire under this plan upon attainment of age 55 as an active member and completion of 10 years of service. Those hired after January 1, 2017 must have 15 years of service and have reached the age of 55.

Contributions

Contributions to the Plan are likely to be entirely funded by the employer (the Authority). Participants hired prior to July 1, 2005 are not required to contribute to the plan. Participants hired on or after July 1, 2005 are required to contribute 10% of the cost of benefits to the plan, offset by the value of their unused sick leave up to 1,320 hours at the time of retirement. The Plan was established and may be amended by the Authority. The Authority has no obligation to fund the plan. Contributions made were provided for in the Authority's annual budgets for 2008 through 2025 along with interest earnings thereon. Any future contributions to the plan would be authorized by a future resolution of the Authority.

Net OPEB Liability

The net OPEB liability (NOL) was measured as of December 31, 2025, and the total OPEB liability used to calculate the net OPEB liability was determined by an actuarial valuation as of that date.

Investment Policy

The Authority has adopted an investment policy for the Trust that the Authority may amend from time to time. The Authority adopted an Investment Policy for effectively supervising, monitoring and evaluating the investment assets of the Plan. The investment policy allows for the plan assets to be comprised of:

Fixed Income	0%-60%
Cash Equivalent	5%-100%
Domestic Equity	0%-60%
International Equity	0%-60%
Other Equity	0%-20%

As of December 31, 2025 all plan assets were on deposit with M & T Bank, in an interest bearing demand deposit account, the entire balance of which was collateralized by obligations that are guaranteed by the U.S. Government and held by a 3rd party custodian. The Trustee believes the investment and management of the assets of the Plan have complied with the Trust investment policy adopted by the Authority.

Actuarially Determined Contribution (ADC)

The Airport's Actuarially Determined Contribution (ADC) is an amount actuarially determined in accordance with parameters of GASB Statement 74/75 which is composed of the service cost and amortization of the unfunded liability using a 30 year flat dollar amortization of such unfunded liability. The following table shows the components of the Airport's annual ADC for the fiscal year and the amount actually contributed to the plan:

	2025	2024
Service Cost	\$ 140,775	\$ 174,717
30 year amortization of NOL	224,258	230,892
Actuarial determined contribution	365,033	405,609
Contributions in relation to the actuarially determined contribution	(550,512)	(463,149)
Contribution deficiency/(excess)	\$ (185,479)	\$ (57,540)
Covered Employee Payroll	\$ 2,660,937	\$ 2,583,434
Contributions as a % of covered employee payroll	20.69%	17.93%
Discount Rate	4.43%	4.28%

Funded Policy, Status and Progress

The contribution requirements of plan members and the Authority are established and may be amended through Authority resolutions. For the period ending on the December 31, 2025 Measurement Date, total Authority premiums excluding implicit costs for the retiree medical program were \$382,306. The Authority also made a contribution to the OPEB Trust of \$168,206 for a total contribution during the measurement period of \$550,512 to be reported on the financial statement for the fiscal year ending December 31, 2025.

As of the December 31, 2025 Measurement Date, the plan was 39.83% funded. The Total OPEB Liability (TOL) for benefits was \$9,220,445, and the Fiduciary Net Position was \$3,672,526, resulting in a Net OPEB Liability (NOL) of \$5,547,919. The covered payroll (annual payroll of active employees covered by the plan) was \$2,660,937 and the ratio of the NOL to the covered payroll was 208.49%.

Actuarial valuations of an ongoing plan involve estimates of the value of reported amounts and assumptions about the probability of occurrence of events far into the future. Examples include assumptions about future employment, investment returns, mortality, and the healthcare cost trend. Amounts determined regarding the funded status of the Plan and the annual required contributions of the employer are subject to continual revision as actual results are compared with past expectations and new estimates are made about the future. The schedule of funding progress, presented as required supplementary information following the notes to the financial statements, presents multiyear trend information about whether the actuarial value of plan assets is increasing or decreasing over time relative to the actuarial accrued liabilities for benefits.

Changes in the OPEB Liability

	2025	2024
Total OPEB liability at beginning of period	\$ 9,231,393	\$ 9,588,590
Fiduciary net position at beginning of period	3,407,239	3,202,522
Net OPEB liability at beginning of period	5,824,154	6,386,068
Service cost	140,775	174,717
Interest	393,033	383,387
Change in assumptions	(162,450)	(313,602)
Differences between expected and actual experience	-	(240,904)
Net investment income	(97,081)	(102,362)
Employer contributions to the trust	(550,512)	(463,149)
Benefit payments withdrawn from the trust	382,306	360,795
Benefit payments excluding implicit cost	(353,082)	(307,351)
Implicit cost amount	(29,224)	(53,444)
Net OPEB Liability at end of period:	\$ 5,547,919	\$ 5,824,155

Changes in the Deferred Outflows/Inflows

	Outflows of Resouces 2025	Inflows of Resouces 2025	Outflows of Resouces 2024	Inflows of Resouces 2024
Contributions made subsequent to the measurement date	\$ -	-	\$ -	-
Differences between actual & expected experience	190,799	(144,544)	381,595	(192,724)
Change of assumptions	133,938	(446,930)	200,905	(508,495)
New difference between projected and actual earnings	-	(12,400)	39,929	(24,458)
Balance as of December 31,	<u>\$ 324,737</u>	<u>\$ (603,874)</u>	<u>\$ 622,429</u>	<u>\$ (725,677)</u>

The Authority's contributions made after the measurement date will be recognized as a reduction of the net OPEB asset/(liability) in the subsequent year rather than the current fiscal period. Other amounts reported as deferred outflows of resources and deferred inflows of resources related to OPEB will be recognized in OPEB expense as follows as of December 31, 2025 and 2024:

Year ended:	2025	2024
2025	\$ -	\$ 38,081
2026	(9,986)	24,466
2027	(85,134)	(50,682)
2028	(149,565)	(115,113)
2029	(34,452)	-
2030	-	-
Thereafter	-	-

OPEB Expense Development

Components of the Airport's OPEB expenses for the fiscal years ending December 31, 2025 and 2024:

	2025	2024
Service Cost	\$ 140,775	\$ 174,717
Interest on the Net OPEB Liability (asset), service cost, and benefit payments	393,033	383,387
Deferred (inflows)/outflows from plan experience	142,616	(70,510)
Deferred (inflows)/outflows from changes of assumptions	(157,048)	(291,610)
Projected earnings on OPEB plan investments	(87,271)	(81,335)
Deferred (inflows)/outflows from earnings on plan investments	18,061	30,237
Net financial statement OPEB expense	<u>\$ 450,166</u>	<u>\$ 144,886</u>

Money Weighted Rate of Return and Plan Cash Flows

	2025	2024
Beginning value	\$ 3,407,239	\$ 3,202,523
Annual contribution to OPEB Trust	168,206	102,354
Annual interest earnings	97,081	102,362
Ending value	<u>\$ 3,672,526</u>	<u>\$ 3,407,239</u>
Money weighted rate of return	2.85%	3.20%

Discount rate

The following table presents the results of the Net OPEB liability if the discount rate was 1% lower or 1% higher:

	1% Decrease	Current Discount Rate	1% Increase
2025 (4.43%)	\$ 6,915,397	\$ 5,547,919	\$ 4,429,453
2024 (4.28%)	\$ 7,207,077	\$ 5,824,154	\$ 4,694,118

Healthcare Trend

The following table presents the results of the Net OPEB liability if the healthcare cost rate was 1% lower or 1% higher:

	1% Decrease	Current Trend Rate	1% Increase
2025 (4.96%-3.63%)	\$ 4,344,786	\$ 5,547,919	\$ 7,030,437
2024 (5.0%-3.63%)	\$ 4,608,835	\$ 5,824,154	\$ 7,323,490

NOTE 14 - Risk Management

The Authority is exposed to various risks of loss related to torts; theft of, damage to, and destruction of assets; errors and omissions; injuries to employees; and natural disasters. The Authority has purchased commercial insurance for all risk above minimal deductible amounts and named the operator of the Airport, AvPorts ALB LLC (AvPorts) as an additional insured. In addition, the FBO, REW Investments (Million Air) and all tenants and users of the Airport are required to have insurance coverage naming the Authority and the County as additional insureds.

No liability is recorded at December 31, 2025 and 2024 for outstanding claims or for any potential claims incurred but not reported as of that date. Settled claims have not exceeded these commercial coverages by any material amounts during the three years ended December 31, 2025. There was no reduction in insurance coverage during 2025.

NOTE 15 - Commitments and Contingencies

FBO Operations – As of September 1, 2013 the Authority entered into an agreement with REW Investments, Inc., (Million Air) to manage the fixed based operations on airport. The Agreement has been modified and extended through August 31, 2026. Under the agreement, Million Air is obligated to manage a full and complete general aviation support function including ground handling, apron services, repair and maintenance, and hangar storage. The agreement also provides for operating and managing the Airport's fuel farm and deicing program for all commercial and general aviation aircraft. Million Air receives full reimbursement of all their on-airport pre-approved related expenses plus a base management fee of \$200,000 per annum and various incentive fees based on certain revenue performance indicators.

Airport Operations – AvPorts ALB LLC (d/b/a AvPorts) manages the daily operations and maintenance of the airport under an agreement dated January 1, 2023 and extended through September 30, 2035, subject to two renewal terms each of five (5) years. Operational centers include the airfield, terminal, parking, ARFF, operations, security and vehicle and equipment maintenance. AvPorts receives full reimbursement of all their on-airport pre-approved related expenses plus a base management fee for the initial term of \$700,000 and increased annual by the increase in the CPI.

Capital Improvement Programs - As of December 31, 2025, the Authority has outstanding contractual commitments for completion of certain capital improvement projects totaling \$54.7 million of which an estimated \$41.8 million is eligible for partial reimbursement from the FAA and the State. The remaining amount is expected to be funded from Airport funds.

Concentration of Credit Risk - The Authority leases facilities to the airlines under certain leases and/or use agreements and to other businesses under agreements to operate concessions at the Airport. Amounts due from airlines represent approximately 54.0% of accounts receivable and airline revenues represent 20.7% of operating revenues for the year ended December 31, 2025.

Environmental Remediation - Pursuant to the enabling legislation creating the Authority, the Airport completed an environmental audit in 1994. It is the opinion of the Authority that all audit findings have been resolved with no material adverse effect on the financial position of the Authority. In prior years, elevated levels of propylene glycol had been detected in Shaker Creek which runs through the Airport. The Authority now operates a glycol collection and disposal system completed in 1999 which successfully addresses this issue.

Compliance Audits - The Authority participates in a number of programs that are fully or partially funded by grants received from other governmental units. Expenditures financed by grants are subject to audit by the appropriate grantor government or agency. An independent audit of these programs has been performed for the years ended December 31, 2025 and 2024 in compliance with: 1) requirements stated in the Single Audit Act of 1996 and Uniform Administrative Requirements, Cost Principles and Audit Requirements for Federal Awards; 2) compliance requirements described in the Passenger Facility Charge Audit Guide for Public Agencies issued by the Federal Aviation Administration; and 3) compliance requirements described in the preliminary Draft Part 43 of the New York State Codification of Rules and Regulations applicable to state transportation assistance. The amounts, if any, of expenditures that may be disallowed by the granting government or agency cannot be determined at this time, although any such amounts, if any, are expected to be immaterial.

Litigation - The nature of the business of the Authority generates certain litigation against the Authority arising in the ordinary course of business. The Authority is a defendant in various lawsuits. In the opinion of the Authority's counsel the resolution of any legal actions in the aggregate will not have a material adverse effect on the financial position of the Authority.

NOTE 16 - Subsequent Events

The Authority has evaluated subsequent events through xxx, which is the date these financial statements were available to be issued. All subsequent events requiring recognition as of December 31, 2025, have been incorporated into these financial statements.

This page intentionally left blank

DRAFT

Required
Supplemental
Information

DRAFT

Albany County Airport Authority
Schedule for the Authority's Proportionate Share of Net Pension Liability
New York State and Local Employees' Retirement System

As of the measurement data of March 31,	2016	2017	2018	2019
Proportion percentage of net pension liability	0.004970%	0.004640%	0.004720%	0.004520%
Proportion amount of net pension (asset)/liability	\$ 797,486	\$ 436,071	\$ 152,292	\$ 320,236
Covered payroll	\$ 1,640,182	\$ 1,623,832	\$ 1,682,703	\$ 1,596,306
Authority's proportionate share of net pension (asset)/liability as a percentage of covered payroll	48.62%	26.85%	9.05%	20.06%
Plan fiduciary net position as a percentage of total pension liability	90.70%	94.70%	98.24%	96.27%

Albany County Airport Authority
Schedule for the Authority Contributions
New York State and Local Employees' Retirement System

As of December 31,	2016	2017	2018	2019
Contractually required contribution	\$ 260,215	\$ 252,468	\$ 256,525	\$ 243,034
Contributions in relation to the contractually required contribution	(260,215)	(252,468)	(256,525)	(243,034)
Contribution deficiency (excess)	\$ -	\$ -	\$ -	\$ -
Covered payroll	\$ 1,608,253	\$ 1,674,841	\$ 1,635,511	\$ 1,488,995
Contributions as a percentage of covered payroll	16.18%	15.07%	15.68%	16.32%

Albany County Airport Authority
 Schedule for the Authority's Proportionate Share of Net Pension Liability
 New York State and Local Employees' Retirement System

2020	2021	2022	2023	2024	2025
0.004194%	0.003508%	0.004279%	0.004785%	0.004483%	0.004192%
\$ 1,110,544	\$ 3,491	\$ (349,754)	\$ 1,026,081	\$ 660,114	\$ 718,693
\$ 1,518,180	\$ 1,656,433	\$ 1,665,848	\$ 1,765,158	\$ 1,724,027	\$ 1,615,218
73.15%	0.21%	-21.00%	58.13%	38.29%	44.50%
86.39%	99.95%	103.65%	90.78%	93.88%	93.08%

Albany County Airport Authority
 Schedule for the Authority Contributions
 New York State and Local Employees' Retirement System

2020	2021	2022	2023	2024	2025
\$ 234,393	\$ 284,650	\$ 203,751	\$ 245,466	\$ 284,489	\$ 293,343
(234,393)	(284,650)	(203,751)	(245,466)	(284,489)	(293,343)
\$ -	\$ -	\$ -	\$ -	\$ -	\$ -
\$ 1,648,401	\$ 1,748,058	\$ 1,901,294	\$ 1,843,806	\$ 1,790,580	\$ 1,463,225
14.22%	16.28%	10.72%	13.31%	15.89%	20.05%

Albany County Airport Authority
Schedule of Changes in the Airport's Net OPEB Liability and Related Ratios
For the year ended December 31,

	2018	2019	2020
Total OPEB Liability	\$ 8,842,670	\$ 10,028,123	\$ 8,405,254
Service Cost	217,039	276,198	179,110
Interest on total OPEB liability, service cost and benefit payments	325,272	338,961	328,041
Changes in benefit terms	-	-	-
Difference between expected & actual plan experience	(80,361)	(161,281)	(1,065,626)
Changes of assumptions	-	731,575	(835,252)
Benefit payments excluding implicit cost	(150,927)	-	(171,663)
Implicit cost amount	N/A	N/A	(57,479)
Net change in OPEB liability	311,023	1,185,453	(1,622,869)
Total OPEB liability - beginning of period	8,531,647	8,842,670	10,028,123
Total OPEB liability - end of period	<u>\$ 8,842,670</u>	<u>\$ 10,028,123</u>	<u>\$ 8,405,254</u>
Plan Fiduciary Net Position	\$ 2,220,686	\$ 2,429,013	\$ 2,681,769
Interest on fiduciary net position	-	-	-
Earning from plan investments	13,200	44,608	12,647
Employer contribution to trust	300,000	325,000	411,772
Benefit payments from trust, including refunds of member contributions	(150,927)	(161,281)	(171,663)
Administrative expense	-	-	-
Other	-	-	-
Net change in plan fiduciary net position	162,273	208,327	252,756
Plan fiduciary net position - beginning of period	2,058,413	2,220,686	2,429,013
Plan fiduciary net position - end of period	<u>\$ 2,220,686</u>	<u>\$ 2,429,013</u>	<u>\$ 2,681,769</u>
Net OPEB liability	\$ 6,621,984	\$ 7,599,110	\$ 5,723,485
Plan Fiduciary net position as a % of total OPEB liability	25.11%	24.22%	31.91%
Covered employee payroll	\$ 1,966,055	\$ 1,962,761	\$ 2,081,039
Plan NOL as a % of covered employee payroll	336.82%	387.16%	275.03%
Single discount rate to calculate plan liabilities	3.75%	3.25%	2.50%

** Schedule is intended to show information for 10 years. Information will be provided as available until a full 10 years of data is included.

Albany County Airport Authority
Schedule of Changes in the Airport's Net OPEB Liability and Related Ratios
For the year ended December 31,

	2021	2022	2023	2024	2025
\$	8,572,712	\$ 9,055,860	\$ 9,588,590	\$ 9,231,393	\$ 9,220,445
	200,491	227,572	153,144	174,717	140,775
	212,098	216,640	389,556	383,387	393,033
	-	-	-	-	-
	-	953,983	-	(240,904)	-
	-	(644,028)	334,839	(313,602)	(162,450)
	(205,200)	(221,607)	(287,409)	(307,351)	(353,082)
	(39,931)	(49,412)	(57,400)	(53,444)	(29,224)
	167,458	483,148	532,730	(357,197)	(10,948)
	8,405,254	8,572,712	9,055,860	9,588,590	9,231,393
\$	8,572,712	\$ 9,055,860	\$ 9,588,590	\$ 9,231,393	\$ 9,220,445
\$	2,880,572	\$ 2,998,727	\$ 3,202,523	\$ 3,407,239	\$ 3,672,526
	-	-	-	-	-
	1,417	7,603	89,117	102,362	97,081
	442,517	381,571	459,488	463,149	550,512
	(245,131)	(271,019)	(344,809)	(360,795)	(382,306)
	-	-	-	-	-
	-	-	-	-	-
	198,803	118,155	203,796	204,716	265,287
	2,681,769	2,880,572	2,998,727	3,202,523	3,407,239
\$	2,880,572	\$ 2,998,727	\$ 3,202,523	\$ 3,407,239	\$ 3,672,526
\$	5,692,140	\$ 6,057,133	\$ 6,386,067	\$ 5,824,154	\$ 5,547,919
	33.60%	33.11%	33.40%	36.91%	39.83%
\$	2,143,470	\$ 2,284,727	\$ 2,353,269	\$ 2,583,434	\$ 2,660,937
	265.56%	265.11%	271.37%	225.44%	208.49%
	2.50%	4.31%	4.00%	4.28%	4.43%

Albany County Airport Authority
Actuarially OPEB Determined Contribution - Deficiency/(Excess)
For the year ended December 31,

	2018	2019	2020
Service Cost	\$ 217,039	\$ 276,198	\$ 179,110
30 year amortization of NOL	357,987	287,733	177,628
Actuarial determined contribution	575,026	563,931	356,738
Contributions in relation to the actuarially determined contribution	(300,000)	(325,000)	(411,772)
Contribution deficiency/(excess)	\$ 275,026	\$ 238,931	\$ (55,034)
Covered Employee Payroll	\$ 1,966,055	\$ 1,962,761	\$ 2,081,039
Contributions as a % of covered employee payroll	15.26%	16.56%	19.79%
Discount Rate	3.75%	3.25%	2.50%
Money Weighted Rate of Return	0.64%	2.01%	0.52%

DRAFT

** Schedule is intended to show information for 10 years. Information will be provided as available until a full 10 years of data is included.

Albany County Airport Authority
 Actuarially OPEB Determined Contribution - Deficiency/(Excess)
 For the year ended December 31,

	2021	2022	2023	2024	2025
\$	200,491	\$ 227,572	\$ 153,144	\$ 174,717	\$ 140,775
	176,655	241,067	244,027	230,892	224,258
	377,146	468,639	397,171	405,609	365,033
	(442,517)	(381,571)	(459,488)	(463,149)	(550,512)
\$	(65,371)	\$ 87,068	\$ (62,317)	\$ (57,540)	\$ (185,479)
\$	2,143,470	\$ 2,284,727	\$ 2,353,269	\$ 2,583,434	\$ 2,660,937
	20.64%	16.70%	19.53%	17.93%	20.69%
	2.50%	4.31%	4.00%	4.28%	4.43%
	0.05%	0.26%	2.96%	3.20%	2.85%

DRAFT

Albany County Airport Authority

OPEB Actuarial Methods and Assumptions

Projections of benefits for financial reporting purposes are based on the written plan as currently approved by the Authority and include the types of benefits provided at the time of each valuation and the historical pattern of sharing of benefit costs between the employer and plan members to that point. The actuarial methods and assumptions used include techniques that are designed to reduce the effects of short-term volatility in actuarial accrued liabilities and the actuarial value of assets, consistent with the long-term perspective of the calculations.

Investment rate of return	2.50%, net of OPEB plan investment expense, including inflation.
Municipal bond rate	4.43% as of December 31, 2025 (source: S&P Municipal Bond 20-Year High Grade Index-SAPIHG)
Actuarial Cost Method	Individual Entry Age Normal
Single equivalent discount rate	4.43%, net of OPEB plan investment expense, including inflation.
Inflation	2.50% as of December 31, 2024 and for future periods
Salary Increases	3.00% annually as of December 31, 2024 and for future periods
Cost of living adjustments	Not Applicable
Pre-retirement mortality	General: PubG-2010 Mortality Table for Employees projected generationally with scale MP-2020 for males and females
Post-retirement mortality	General: PubG-2010 Mortality Table for Healthy Annuitants projected generationally with scale MP-2020 for males and females
Disabled mortality	General: PubG-2010 Mortality Table for Disabled Annuitants projected generationally with scale MP-2020 for males and females

OPEB Plan Membership

At December 31, 2025, OPEB plan membership consisted of the following:

Inactive employees or beneficiaries currently receiving benefits	28
Active Employees	16
Total	<u>44</u>

Events Subsequent to the OPEB Measurement Date

To the best of our knowledge there were no material events subsequent to the Measurement Date that would impact the figures shown in this report.

Changes in OPEB Assumptions from December 31, 2024 to December 31, 2025

- Discount rate has been changed from 4.28% to 4.43%

OPEB Contributions

The contribution requirements of plan members and the Airport are established and may be amended through Airport ordinances. The Airport contributed \$168,206 beyond the pay-as-you-go cost for the period ending on December 31, 2025 Measurement Date. For the year ending on December 31, 2025 Measurement Date total Airport premiums plus implicit costs for the retiree medical program were \$382,306. \$29,224 of the \$382,306 represents implicit cost.

DRAFT

This page intentionally left blank

DRAFT

Other
Supplemental
Information

DRAFT

Albany County Airport Authority
Debt Service Requirements to Maturity

GENERAL AIRPORT REVENUE BONDS

YEAR	Principal	Interest	Authority Total	Outstanding Principal at Year End
2026	\$ 8,030,000	\$ 1,910,000	\$ 9,940,000	\$ 32,360,000
2027	1,455,000	1,508,500	2,963,500	30,905,000
2028	1,530,000	1,437,550	2,967,550	29,375,000
2029	1,585,000	1,366,275	2,951,275	27,790,000
2030	1,665,000	1,291,731	2,956,731	26,125,000
2031	1,170,000	1,212,963	2,382,963	24,955,000
2032	1,230,000	1,158,906	2,388,906	23,725,000
2033	1,285,000	1,101,800	2,386,800	22,440,000
2034	1,240,000	1,041,400	2,281,400	21,200,000
2035	1,290,000	981,750	2,271,750	19,910,000
2036	1,105,000	919,600	2,024,600	18,805,000
2037	1,165,000	864,350	2,029,350	17,640,000
2038	1,220,000	806,100	2,026,100	16,420,000
2039	1,285,000	745,100	2,030,100	15,135,000
2040	1,345,000	684,650	2,029,650	13,790,000
2041	1,410,000	621,350	2,031,350	12,380,000
2042	1,470,000	554,950	2,024,950	10,910,000
2043	1,540,000	485,700	2,025,700	9,370,000
2044	1,615,000	413,100	2,028,100	7,755,000
2045	1,690,000	336,950	2,026,950	6,065,000
2046	1,765,000	262,050	2,027,050	4,300,000
2047	1,840,000	183,700	2,023,700	2,460,000
2048	1,920,000	101,800	2,021,800	540,000
2049	540,000	16,200	556,200	-
TOTAL	\$ 40,390,000	\$ 20,006,475	\$ 60,396,475	

Albany County Airport Authority
 Governmental Payments and Services
 For the Years Ended December 31, 2025 and December 31, 2024

	2025	2024
UNITED STATES - Department of Agriculture		
Dept. of Agriculture - Wildlife Management Program	\$ 57,125	\$ 54,997
 STATE OF NEW YORK		
Department of Civil Service - Health Insurance	\$ 796,919	\$ 828,746
State and Local Employees' Retirement System	293,343	284,489
Unemployment Insurance	8,948	6,241
Dept. of Taxation & Finance - Sales Tax	181,394	253,094
Dept. of Taxation & Finance - Petroleum Business Tax	76,946	125,144
Dept. of Labor Bureau of Public Works	2,167	26,171
DEC - Oil Spill Fee	10,979	43,392
DEC - SPDES Program Fees & Permits	110	2,410
Total State of New York	1,370,806	1,569,687
 COUNTY OF ALBANY		
Direct Costs:		
Sheriff	3,494,944	3,474,088
Code Enforcement	69,461	37,902
Shared Services - IT, Legal & Communications	-	8,339
Sewer District Charges	-	5,000
Total County of Albany	3,564,405	3,525,329
LATHAM WATER DISTRICT - Water Service	181,056	187,735
 TOWN OF COLONIE, RECEIVER OF TAXES		
Sewer Taxes	166,112	78,972
Verdoy Fire Dept.	2,961	1,811
Albany County Tax	9,654	7,403
Town of Colonie Tax	7,563	5,840
School Taxes - North Colonie	47,872	36,007
Total Town of Colonie, Receiver of Taxes	234,162	130,033
 VILLAGE OF COLONIE		
Wastewater Conveyance	7,500	7,500
 CAPITAL DISTRICT TRANSPORTATION AUTHORITY		
Employee Ground Transportation	13,750	27,500
TOTAL PAYMENTS TO OTHER GOVERNMENTAL ENTITIES	\$ 5,428,804	\$ 5,502,781

Albany County Airport Authority

Insurance Schedule

Policy	2025 Insurance Carrier	Policy Term	2024 Premium	2025 Premium	Deductible	Insurance Limits
Aviation Liability	N/A	N/A	N/A	N/A	N/A	N/A
Excess Aviation Liability	N/A	N/A	N/A	N/A	N/A	N/A
Property incl. Business Income	Chubb	12/31/24 - 12/31/25	\$ 445,612	\$ 484,835	\$ 25,000	\$402M
Auto - subject to audit	Chubb	12/31/24 - 12/31/25	\$ 90,060	\$ 114,764	\$ 1,000	\$5M
Workers Compensation	Chubb	12/31/24 - 12/31/25	\$ 6,905	\$ 6,434	N/A	Statutory
Public Officials	Chubb/ACE	12/31/24 - 12/31/25	\$ 43,051	\$ 47,581	\$ 75,000	\$7.5M
Crime	Travelers	12/31/24 - 12/31/25	\$ 8,152	\$ 8,020	\$ 50,000	\$5M
Tank Farm Property	Markel	12/31/24 - 12/31/25	\$ 47,498	\$ 45,659	\$ 50,000	\$3.8M
Violent & Malicious Acts	Beazley	12/31/24 - 12/31/25	\$ 16,340	\$ 15,978	\$ 0	\$1M
Pollution	Beazley	12/31/24 - 12/31/25	\$ 35,350	\$ 35,350	\$ 100,000	\$10M
Cyber Liability	Chubb/ACE	12/31/24 - 12/31/25	\$ 49,232	\$ 46,856	\$ 75,000	\$1M
Fiduciary Liability	Philadelphia Ins	9/1/22 - 12/31/25	\$ 2,498	\$ 2,498	\$ 10,000	\$3M
Builders Risk	Chubb	12/31/24 - 12/31/25	\$ 11,025	\$ 11,025	\$ 25,000	\$10M

**INDEPENDENT ACCOUNTANT'S REPORT ON
APPLYING AGREED-UPON PROCEDURES**

To the Members
Albany County Airport Authority
Administrative Building, Suite 200
Albany, New York 12211

We have performed the procedures enumerated below on Customer Facility Charges (CFC) of the Albany County Airport Authority, a component unit of the County of Albany, New York (the Authority and specified party) for the period January 1, 2025 - December 31, 2025. The Albany County Airport Authority's management is responsible for Compliance with Customer Facility Charges (CFC) for the period January 1, 2025 - December 31, 2025.

The Albany County Airport Authority has agreed to and acknowledged that the procedures performed are appropriate to meet the intended purpose of determining compliance with New York State laws and the contracts between the concessionaires and the Authority based on the procedures below. This report may not be suitable for any other purpose. The procedures performed may not address all the items of interest to a user of this report and may not meet the needs of all users of this report and, as such, users are responsible for determining whether the procedures performed are appropriate for their purposes.

The procedures and the associated findings are as follows:

1. Excess CFC funds, if any, will be designated for future CFC projects. Determine any excess CFC funds are appropriately restricted by the Authority for future CFC use.

Findings: There were no exceptions noted as a result of applying this procedure.

We were engaged by the Albany County Airport Authority to perform this agreed-upon procedures engagement and conducted our engagement in accordance with attestation standards established by the AICPA. We were not engaged to and did not conduct an examination or review, the objective of which would be the expression of an opinion or conclusion, respectively, on compliance with the Customer Facility Charges for the period January 1, 2025 - December 31, 2025. Accordingly, we do not express such an opinion or conclusion. Had we performed additional procedures, other matters might have come to our attention that would have been reported to you.

We are required to be independent of the Albany County Airport Authority and to meet our other ethical responsibilities, in accordance with the relevant ethical requirements related to our agreed-upon procedures engagement.

This report is intended solely for the informational use of the Authority's Board of Directors and management, The State of New York, and the concessionaires participating in the CFC program and is not intended to be and should not be used by anyone other than these specified parties.

Latham, NY
_____, 2026

Albany County Airport Authority
Customer Facility Charges
Schedules of Revenues, Expenses and Changes in Net Position
For the Years Ended December 31, 2025 and 2024

	December 31, 2025	December 31, 2024
Revenue		
Customer facility charges	\$ -	\$ -
Interest income	19,242	22,965
Total Revenue	19,242	22,965
Expenses		
Customer facility charges cost for rental car improvements	-	-
Administrative expenses	-	-
Total Expenses	-	-
Increase in Net Position	19,242	22,965
Net Position - CFC, Beginning of Year	487,621	464,656
Net Position - CFC, End of Year	\$ 506,863	\$ 487,621

DRAFT

Statistical

This section of the Authority's annual comprehensive financial report presents detailed information for understanding and supporting the information in the financial statements, note disclosures and required supplementary information.

Financial Trends

Pages 78-81

These tables contain trend information to assist the reader understand how the Authority's financial performance has changed over time.

Revenue Capacity

Pages 82-83

These tables contain trend information to assist the reader understand the Authority's most significant revenue source, airline rates and charges.

Debt Capacity

Pages 84-87

These tables contain trend information to assist the reader understand the Authority's current debt outstanding, debt history and the Authority's ability to issue additional debt in the future.

Demographic and Economic Information

Pages 88-91

These tables contain trend information to assist the reader understand the environment within which the Authority's financial activities take place.

Operating Information

Pages 92-101

These tables contain trend information to assist the reader understand the underlying factors affecting the Authority's ability to generate revenue, highlighting trends in operations, activities and resources.

Albany County Airport Authority
Total Annual Revenues, Expenses and Changes in Net Position
For Years Ended December 31,

	2016	2017	2018	2019
REVENUES				
Airfield	\$ 5,882,274	\$ 6,678,085	\$ 6,588,133	\$ 6,207,119
Fixed based operations	8,300,218	8,572,457	10,427,353	10,426,891
Terminal	4,777,241	5,019,779	5,538,045	5,178,553
Concessions	7,540,431	8,070,379	8,262,260	8,496,949
Ground transportation	15,163,022	15,325,640	15,721,089	16,906,909
Other	4,075,479	4,360,796	4,292,488	4,626,970
	<u>45,738,665</u>	<u>48,027,136</u>	<u>50,829,368</u>	<u>51,843,391</u>
OTHER REVENUES				
Interest income	12,280	10,676	488,263	1,403,088
Passenger facility charges	5,385,946	5,431,444	5,638,922	6,194,834
Customer facility charges	-	-	-	757,428
Grant income	222,772	138,700	300,997	150,480
Insurance recovery	-	-	170,896	8,704
Improvement charges	368,400	368,400	368,400	368,400
	<u>5,989,398</u>	<u>5,949,220</u>	<u>6,967,478</u>	<u>8,882,934</u>
TOTAL REVENUES	<u>51,728,063</u>	<u>53,976,356</u>	<u>57,796,846</u>	<u>60,726,325</u>
EXPENSES				
Salaries and benefits	14,209,606	15,014,472	16,019,364	16,981,665
Services and supplies	17,904,007	18,380,540	21,330,763	22,554,099
Depreciation	14,396,008	14,761,280	15,335,569	15,344,151
	<u>46,509,621</u>	<u>48,156,292</u>	<u>52,685,696</u>	<u>54,879,915</u>
OTHER EXPENSES				
Interest expense	5,002,200	4,261,394	3,898,788	4,369,737
Grant expense	-	-	-	-
Insured expenses	-	-	170,896	-
Customer facility charges	-	-	-	302,039
Bond issuance costs	-	252,877	390,361	237,068
Amortization of bond issuance costs	100,347	76,280	68,308	60,020
	<u>5,102,547</u>	<u>4,590,551</u>	<u>4,528,353</u>	<u>4,968,864</u>
TOTAL EXPENSES	<u>51,612,168</u>	<u>52,746,843</u>	<u>57,214,049</u>	<u>59,848,779</u>
Capital contributions	2,389,827	4,616,709	3,297,047	25,142,535
Special Items	-	-	1,022,220	-
Extraordinary Item	-	-	148,595	-
INCREASE (DECREASE) IN NET POSITION	<u>\$ 2,505,722</u>	<u>\$ 5,846,222</u>	<u>\$ 5,050,659</u>	<u>\$ 26,020,081</u>
NET POSITION AT YEAR END COMPOSED OF:				
Net investment in capital assets	\$ 170,626,920	\$ 172,661,198	\$ 170,718,128	\$ 189,798,618
Restricted	21,191,423	22,238,003	26,650,235	30,532,217
Unrestricted	18,636,175	21,401,539	17,201,297	<1> 20,258,906
	<u>\$ 210,454,518</u>	<u>\$ 216,300,740</u>	<u>\$ 214,569,660</u>	<u>\$ 240,589,741</u>

<1> The 2018 Unrestricted net position was adjusted by \$6,781,739 in accordance with GASB Statement No. 74

Source: Authority's audited financial statements.

Albany County Airport Authority
Total Annual Revenues, Expenses and Changes in Net Position, Con't
For Years Ended December 31,

	2020	2021	2022	2023	2024	2025
\$	5,071,172	\$ 5,545,788	\$ 6,537,793	\$ 5,512,260	\$ 8,084,030	\$ 7,761,335
	6,307,406	9,326,061	12,506,123	12,361,731	12,580,220	11,478,244
	5,657,600	5,363,151	4,974,060	3,510,123	7,986,439	6,620,756
	3,749,264	6,891,504	8,645,042	9,462,456	9,899,079	10,169,467
	5,719,989	9,327,909	16,405,065	17,907,220	18,733,652	24,358,385
	4,313,893	4,321,044	4,514,195	4,476,417	5,155,121	5,389,138
	<u>30,819,324</u>	<u>40,775,457</u>	<u>53,582,278</u>	<u>53,230,207</u>	<u>62,438,541</u>	<u>65,777,325</u>
	309,776	263,747	846,754	2,371,341	3,043,592	2,679,186
	1,858,876	4,055,447	5,318,185	5,699,317	6,275,661	6,405,101
	50	-	-	-	-	-
	11,053,631	4,810,756	1,420,740	5,232,617	331,254	59,220
	-	77,967	-	335,000	32,201	6,297
	368,400	368,400	368,400	368,400	368,400	368,400
	<u>13,590,733</u>	<u>9,576,317</u>	<u>7,954,079</u>	<u>14,006,675</u>	<u>10,051,108</u>	<u>9,518,204</u>
	<u>44,410,057</u>	<u>50,351,774</u>	<u>61,536,357</u>	<u>67,236,882</u>	<u>72,489,649</u>	<u>75,295,529</u>
	15,874,108	15,147,001	16,535,441	18,575,008	21,031,147	22,019,299
	17,317,169	18,619,605	23,815,320	25,583,853	29,276,983	29,290,165
	17,465,299	18,387,208	18,882,884	19,050,784	20,164,229	20,646,395
	<u>50,656,576</u>	<u>52,153,814</u>	<u>59,233,645</u>	<u>63,209,645</u>	<u>70,472,359</u>	<u>71,955,859</u>
	3,699,761	2,575,159	2,314,999	2,108,164	2,083,566	2,056,782
	-	-	1,282,040	-	508,728	-
	-	-	-	-	-	-
	-	-	-	-	-	-
	249,796	-	-	-	-	-
	40,733	-	-	-	-	-
	<u>3,990,290</u>	<u>2,575,159</u>	<u>3,597,039</u>	<u>2,108,164</u>	<u>2,592,294</u>	<u>2,056,782</u>
	<u>54,646,866</u>	<u>54,728,973</u>	<u>62,830,684</u>	<u>65,317,809</u>	<u>73,064,653</u>	<u>74,012,641</u>
	10,850,904	11,276,697	5,982,119	16,929,595	35,641,166	39,927,246
	(921,707)	-	-	-	-	-
	-	-	-	-	-	-
\$	<u>(307,612)</u>	<u>\$ 6,899,498</u>	<u>\$ 4,687,792</u>	<u>\$ 18,848,668</u>	<u>\$ 35,066,162</u>	<u>\$ 41,210,134</u>
\$	204,476,085	\$ 209,491,889	\$ 210,618,826	\$ 216,453,882	\$ 243,024,508	\$ 289,774,606
	24,351,663	23,862,862	25,249,714	30,709,182	37,987,558	31,576,301
	11,454,381	13,826,876	16,000,879	23,555,023	24,772,183	25,643,476
\$	<u>240,282,129</u>	<u>\$ 247,181,627</u>	<u>\$ 251,869,419</u>	<u>\$ 270,718,087</u>	<u>\$ 305,784,249</u>	<u>\$ 346,994,383</u>

Albany County Airport Authority
Changes in Cash and Cash Equivalents
For Years Ended December 31,

	2016	2017	2018
Cash Flows From Operating Activities			
Cash received from providing services	\$ 45,595,258	\$ 47,814,646	\$ 50,885,469
Cash paid to suppliers	(28,239,666)	(33,640,390)	(34,607,021)
Cash paid to employees	(1,190,846)	(1,237,120)	(1,301,582)
Net Cash Provided/(Used) By Operating Activities	16,164,746	12,937,136	14,976,866
Cash Flows from Noncapital Financing Activities			
Grant Income	222,772	138,700	300,997
Grant Expense	-	-	-
Net Cash Provided by Noncapital Financing Activities	222,772	138,700	300,997
Cash Flows From Investing Activities			
Interest received	12,280	10,676	488,263
Purchase of investments	-	-	(12,247,000)
Sale of investments	-	-	-
Interest on passenger facility charges	14,941	18,476	97,262
Net Cash Provided/(Used) by Investing Activities	27,221	29,152	(11,661,475)
Cash Flows From Capital and Related Financing Activities			
Purchase of capital assets	(4,244,291)	(9,055,546)	(8,637,400)
Principal payments on bonds and notes payable	(8,567,000)	(8,803,000)	(9,419,000)
Interest paid	(4,394,462)	(3,673,229)	(3,549,403)
Line of credit	-	-	-
Payment to refunding agent	-	(16,794,552)	-
Issuance of bonds	-	15,826,250	24,865,926
Defeasance of bonds	-	-	-
Cost of issuance	-	(336,179)	(390,361)
ANCLUC funds	-	-	-
Concession improvement funds	(212,759)	107,689	75,447
Customer facility charges	-	-	-
Improvement charges	368,400	368,400	368,400
Insurance recoveries	-	-	-
Bank line of credit	-	-	-
LIBOR settlement	-	-	1,496,915
Sale of Land	-	-	858,257
Capital contributions	3,164,885	3,797,722	3,324,887
Passenger facility charges	5,356,286	5,338,723	5,759,701
Net Cash Provided (Used) By Capital and Related Financing Activities	(8,528,941)	(13,223,722)	14,753,369
Net increase/(decrease)	7,885,798	(118,734)	18,369,757
Cash and cash equivalents, beginning of year	40,138,544	48,024,342	47,905,608
Cash and cash equivalents, end of year	\$ 48,024,342	\$ 47,905,608	\$ 66,275,365

Source: Authority's audited financial statements.

Albany County Airport Authority
Changes in Cash and Cash Equivalents, Con't
For Years Ended December 31,

	2019	2020	2021	2022	2023	2024	2025
\$	51,691,849	\$ 33,479,937	\$ 39,222,233	\$ 53,926,133	\$ 54,282,774	\$ 60,658,418	\$ 65,609,674
	(36,461,993)	(36,037,289)	(32,267,789)	(36,820,066)	(35,171,562)	(54,813,109)	(46,226,936)
	(1,316,130)	(1,387,077)	(1,424,181)	(1,550,298)	(1,652,261)	(1,761,830)	(1,586,018)
	13,913,726	(3,944,429)	5,530,263	15,555,769	17,458,951	4,083,479	17,796,720
	150,480	11,053,631	4,810,756	1,420,740	5,232,617	331,254	59,219
	-	-	-	(1,282,040)	-	(508,728)	-
	150,480	11,053,631	4,810,756	138,700	5,232,617	(177,474)	59,219
	1,404,897	309,775	263,747	846,755	2,195,741	3,219,199	2,679,186
	-	-	-	-	-	-	-
	12,524,389	-	-	-	-	-	-
	290,775	92,075	14,375	72,719	295,276	461,962	266,533
	14,220,061	401,850	278,122	919,474	2,491,017	3,681,161	2,945,719
	(53,630,854)	(25,488,688)	(12,086,065)	(9,500,688)	(20,442,784)	(39,097,078)	(59,064,927)
	(7,554,000)	(7,390,000)	(6,365,000)	(6,685,000)	(7,020,000)	(7,280,000)	(7,625,000)
	(4,341,280)	(3,749,289)	(3,666,302)	(3,335,200)	(3,002,652)	(2,863,167)	(2,704,131)
	-	-	-	-	-	4,713,985	(1,487,515)
	-	-	-	-	-	-	-
	10,556,850	(5,500,594)	-	-	-	-	-
	-	-	(660,417)	-	-	-	-
	-	-	-	-	-	-	-
	-	-	-	-	-	-	-
	(177,676)	(40,978)	65,411	74,933	125,600	144,566	152,186
	455,389	50	-	-	-	-	-
	368,400	368,400	368,400	368,400	368,400	368,400	368,400
	8,704	-	77,967	-	335,000	32,201	6,297
	6,542,341	(6,552,137)	-	-	-	-	-
	-	-	-	-	-	-	-
	-	-	-	-	-	-	-
	16,720,643	17,043,877	11,462,991	5,495,453	11,046,289	22,601,454	45,091,711
	5,574,996	2,304,901	3,642,193	5,217,050	5,362,067	6,023,831	6,121,934
	(25,476,487)	(29,004,458)	(7,160,822)	(8,365,052)	(13,228,080)	(15,355,808)	(19,141,045)
	2,807,780	(21,493,406)	3,458,319	8,248,891	11,954,505	(7,768,642)	1,660,613
	66,275,365	69,083,145	47,589,739	51,048,058	59,296,949	71,251,454	63,482,812
\$	69,083,145	\$ 47,589,739	\$ 51,048,058	\$ 59,296,949	\$ 71,251,454	\$ 63,482,812	\$ 65,143,425

Albany County Airport Authority
Principal Revenue Sources, Revenue per Enplaned Passenger and
Signatory Airlines Rates and Charges <1>
For Years Ended December 31,

	2016	2017	2018
PRINCIPAL REVENUE SOURCES			
AIRLINE REVENUE			
Landing fees	\$ 3,838,764	\$ 4,436,193	\$ 4,239,274
Apron fees	571,813	649,858	654,321
Fixed based operations	2,564,049	2,753,266	3,320,378
Terminal rental	3,471,855	3,613,674	4,077,678
Loading bridge rentals	565,362	614,076	670,939
TOTAL AIRLINE REVENUE	11,011,843	12,067,067	12,962,590
Percent of Total Revenues	21.3%	22.4%	22.4%
NON-AIRLINE REVENUES			
Parking	14,870,476	14,985,272	15,248,081
Rental car	5,057,259	5,427,741	5,561,921
Other	14,799,086	15,547,056	17,056,776
TOTAL NON-AIRLINE REVENUES	34,726,821	35,960,069	37,866,778
Percent of Total Revenues	67.1%	66.6%	65.5%
NON-OPERATING REVENUES			
Passenger facility charges	5,385,947	5,431,444	5,638,922
Customer facility charges	-	-	-
Grant income	222,772	138,700	300,997
Interest	12,280	10,676	488,263
Insurance recovery	-	-	170,896
Other	368,400	368,400	368,400
TOTAL NON-OPERATING REVENUES	5,989,399	5,949,220	6,967,478
Percent of Total Revenues	11.6%	11.0%	12.1%
TOTAL REVENUES	\$ 51,728,063	\$ 53,976,356	\$ 57,796,846
Enplaned Passengers	1,407,005	1,417,835	1,466,706
TOTAL REVENUE PER ENPLANED PASSENGER	\$ 36.76	\$ 38.07	\$ 39.41
SIGNATORY AIRLINES RATES AND CHARGES			
Landing Fee (per 1,000 lbs MGLW)	\$ 2.73	\$ 3.12	\$ 2.92
Apron Fees (per sq. foot)	1.19	1.33	1.31
Annual Terminal Rental Rates (per sq. foot)	81.11	79.86	86.48
Annual Loading Bridge Rental (per bridge)	40,383.00	47,237.00	51,611.00
Airline Cost per Enplanement: Airport Operations	6.00	6.57	6.57

The Authority has entered into a series of five-year agreements with its signatory airlines that provides a rate setting methodology. The current agreement term ends on December 31, 2025.

<1> The revenue basis to which the signatory rates and charges apply and the principal airline revenue payers can be found on pages 98-103

Source: Authority's audited financial statements and statistics reports

Albany County Airport Authority
Principal Revenue Sources, Revenue per Enplaned Passenger and
Signatory Airlines Rates and Charges, Con't <1>
For Years Ended December 31,

	2019	2020	2021	2022	2023	2024	2025
\$	3,938,543	\$ 2,929,026	\$ 3,155,441	\$ 4,152,622	\$ 3,210,290	\$ 5,407,562	\$ 5,090,522
	633,074	656,208	610,650	652,799	695,886	799,369	827,582
	3,144,641	1,715,933	2,109,228	3,263,798	3,796,281	3,567,157	3,979,237
	3,741,740	4,483,012	3,988,907	3,517,611	2,037,451	6,230,028	4,656,951
	655,170	394,805	508,023	690,599	684,897	976,862	1,039,797
	12,113,168	10,178,984	10,372,249	12,277,429	10,424,805	16,980,978	15,594,089
	19.9%	22.9%	20.6%	20.0%	15.5%	23.4%	20.7%
	16,249,822	5,474,391	9,038,813	15,985,811	17,366,540	18,193,177	23,812,155
	5,396,551	2,471,572	4,985,255	6,160,142	6,332,799	6,984,590	7,336,597
	18,083,850	12,694,377	16,379,140	19,158,896	19,106,068	20,279,796	19,034,484
	39,730,223	20,640,340	30,403,208	41,304,849	42,805,407	45,457,563	50,183,236
	65.4%	46.5%	60.4%	67.1%	63.7%	62.7%	66.6%
	6,194,834	1,858,876	4,055,447	5,318,185	5,699,317	6,275,661	6,405,101
	757,428	50	-	-	-	-	-
	150,480	11,053,631	4,810,756	1,420,740	5,232,617	331,254	59,220
	1,403,088	309,776	263,747	846,754	2,371,341	3,043,592	2,679,186
	8,704	-	77,967	-	335,000	32,201	6,297
	368,400	368,400	368,400	368,400	368,400	368,400	368,400
	8,882,934	13,590,733	9,576,317	7,954,079	14,006,675	10,051,108	9,518,204
	14.6%	30.6%	19.0%	12.9%	20.8%	13.9%	12.6%
\$	60,726,325	\$ 44,410,057	\$ 50,351,774	\$ 61,536,357	\$ 67,236,887	\$ 72,489,649	\$ 75,295,529
	1,518,969	520,029	976,037	1,290,529	1,376,639	1,507,130	1,594,077
\$	39.98	\$ 85.40	\$ 51.59	\$ 47.68	\$ 48.84	\$ 48.10	\$ 47.23
\$	2.75	\$ 3.20	\$ 3.15	\$ 3.38	\$ 2.77	\$ 3.70	\$ 3.47
	1.16	1.27	1.15	1.23	1.38	1.58	2.64
	90.57	59.45	71.82	90.42	88.46	126.50	134.15
	40,948.00	28,200.00	36,287.00	49,328.00	52,684.00	69,776.00	74,271.00
	5.90	16.30	8.49	7.00	4.83	8.90	7.29

**Albany County Airport Authority
Ratios of Outstanding Debt
For Years Ended December 31,**

	2016	2017	2018
Ratio of Authority issued Revenue Bond Debt Service to Total Expenses			
Principal	\$ 8,567,000	\$ 8,803,000	\$ 9,419,000
Interest	4,477,430	3,730,422	3,697,735
Total Debt Service	<u>\$ 13,044,430</u>	<u>\$ 12,533,422</u>	<u>\$ 13,116,735</u>
Total Expenses	\$ 51,612,168	\$ 52,746,843	\$ 57,214,049
Ratio of Debt Service to Total Expenses	25.27%	23.76%	22.93%
Debt Service per Enplaned Passenger			
Net Debt Service	\$ 9,436,220	\$ 8,923,166	\$ 10,281,822
Enplaned Passengers	1,407,005	1,417,835	1,466,706
Debt Service per Enplaned Passenger	\$ 6.71	\$ 6.29	\$ 7.01
Outstanding Debt (Authority and County) per Enplaned Passenger			
Outstanding debt by type:			
General Airport Revenue Bond (GARB)	\$ 86,670,000	\$ 76,190,000	\$ 89,790,000
NYS EFC	1,546,000	1,128,000	699,000
Subtotal	88,216,000	77,318,000	90,489,000
Unamortized Premiums/Discounts (net)	1,483,693	2,248,604	3,741,495
Total Outstanding Debt and Premiums	<u>\$ 89,699,693</u>	<u>\$ 79,566,604</u>	<u>\$ 94,230,495</u>
Enplaned Passengers	1,407,005	1,417,835	1,466,706
Outstanding Debt per Enplaned Passenger	\$ 64	\$ 56	\$ 64
Debt Limit per Enplaned Passenger			
Debt Limit	\$ 285,000,000	\$ 285,000,000	\$ 285,000,000
Enplaned Passengers	1,407,005	1,417,835	1,466,706
Debt Limit per Enplaned Passenger	\$ 203	\$ 201	\$ 194

Source: Authority's audited financial statements and statistics reports

**Albany County Airport Authority
Ratios of Outstanding Debt, Con't
For Years Ended December 31,**

	2019	2020	2021	2022	2023	2024	2025
\$	7,554,000	\$ 7,390,000	\$ 6,365,000	\$ 6,685,000	\$ 7,020,000	\$ 7,280,000	\$ 7,625,000
	4,248,934	4,665,327	2,575,159	2,314,999	2,108,163	2,638,966	2,291,250
\$	11,802,934	\$ 12,055,327	\$ 8,940,159	\$ 8,999,999	\$ 9,128,163	\$ 9,918,966	\$ 9,916,250
\$	59,848,779	\$ 54,597,444	\$ 54,728,970	\$ 62,830,684	\$ 65,317,809	\$ 73,064,668	\$ 74,012,633
	19.72%	22.08%	16.34%	14.32%	13.97%	13.58%	13.40%
\$	8,039,474	\$ 7,914,410	\$ 5,047,159	\$ 5,106,999	\$ 5,487,759	\$ 6,277,494	\$ 6,274,778
	1,518,969	520,029	976,037	1,290,529	1,376,639	1,507,130	1,594,077
\$	5.29	\$ 15.22	\$ 5.17	\$ 3.96	\$ 3.99	\$ 4.17	\$ 3.94
\$	92,555,000	\$ 75,945,000	\$ 69,000,000	\$ 62,315,000	\$ 55,295,000	\$ 48,015,000	\$ 40,390,000
	-	-	-	-	-	-	-
	92,555,000	75,945,000	69,000,000	62,315,000	55,295,000	48,015,000	40,390,000
	4,116,578	7,538,441	5,918,169	4,522,195	3,311,406	2,293,797	1,475,564
\$	96,671,578	\$ 83,483,441	\$ 74,918,169	\$ 66,837,195	\$ 58,606,406	\$ 50,308,797	\$ 41,865,564
	1,518,969	520,029	976,037	1,290,529	1,376,639	1,507,130	1,594,077
\$	64	\$ 161	\$ 77	\$ 52	\$ 43	\$ 33	\$ 26
\$	285,000,000	\$ 285,000,000	\$ 285,000,000	\$ 285,000,000	\$ 285,000,000	\$ 285,000,000	\$ 285,000,000
	1,518,969	520,029	976,037	1,290,529	1,376,639	1,507,130	1,594,077
\$	188	\$ 548	\$ 292	\$ 221	\$ 207	\$ 189	\$ 179

Albany County Airport Authority
Revenue Bond Debt Service Coverage
For Years Ended December 31,

	2016	2017	2018	2019
NET REVENUES				
Operating Revenues	\$ 45,738,668	\$ 48,027,140	\$ 50,829,607	\$ 51,843,389
Interest Income <1>	12,280	10,676	243,269	700,892
TSA (LEO) Reimbursement	222,772	138,700	126,921	150,480
Grant income	-	-	174,077	-
Improvement Charges	368,400	368,400	368,400	368,400
Total Revenues	\$ 46,342,120	\$ 48,544,916	\$ 51,742,274	\$ 53,063,161
LESS: Total Operating Expenses <2>	(31,521,233)	(33,373,689)	(36,935,812)	(37,622,202)
LESS: Authority Share of Funds Remaining	-	-	-	-
LESS: Air Service Incentive Cost to Airport	(539,720)	(67,041)	(244,691)	(1,489,603)
Net Revenues	\$ 14,281,167	\$ 15,104,186	\$ 14,561,771	\$ 13,951,356
DEBT SERVICE				
1999 NYS EFC Revenue Bonds	\$ 457,308	\$ 455,397	\$ 458,514	\$ 441,549
Less: 1999 NYS EFC Interest Subsidy	(16,856)	(13,277)	(9,241)	(4,803)
2003 A Revenue Bonds	463,473	118,080	-	-
2006 A & B Revenue Bonds	1,098,489	275,865	-	-
2006 C Revenue Bonds	400,980	99,867	-	-
2010 A Refunding Bonds	10,540,689	10,549,011	10,557,831	8,112,581
Less: PFC Revenues used for Debt Service	(3,608,210)	(3,610,256)	(2,834,913)	(3,763,460)
2017 A & B Refunding Bonds	-	583,089	757,375	430,225
2018 A & B Revenue Bonds	-	913,764	1,203,925	1,130,125
2019 Revenue Bonds	-	-	-	771,322
2020 A & B Revenue Bonds	-	-	-	703,378
Net Debt Service	\$ 9,335,873	\$ 9,371,540	\$ 10,133,491	\$ 7,820,917
DEBT SERVICE COVERAGE <3>	1.53	1.61	1.44	1.78
Does not include required amounts held in Bond Reserve Accounts as follows:				
1999 NYS EFC Bonds	\$ 277,389	\$ 277,389	\$ 277,389	\$ -
2003 A Revenue Bonds	514,100	-	-	-
2006 A & B Revenue Bonds	1,128,600	-	-	-
2006 C Revenue Bonds	404,263	-	-	-
2010 A Refunding Bonds	9,523,517	9,523,517	9,523,517	9,523,517
2017 A & B Refunding Bonds	-	1,261,495	1,261,495	1,261,496
2018 A & B Revenue Bonds	-	-	1,475,750	1,475,750
2019 A Revenue Bonds	-	-	-	556,850
2020 A & B Revenue Bonds	-	-	-	-
Total Bond Reserve Accounts	\$ 11,847,869	\$ 11,062,401	\$ 12,538,151	\$ 12,817,613

<1> Includes only interest allocated to the airline revenue centers under the Master Bond Resolution.

<2> Total Operating Expenses include contributions actually paid to employee benefit trusts, as provided for under the master bond resolution rather than the expense under GASB Statements No. 68, No. 71 and No. 75.

<3> 2018 debt service coverage does not include \$1,496,915 received for a settlement for an alleged manipulation of LIBOR.

Source: Authority's audited financial statements and statistics reports

Albany County Airport Authority
Revenue Bond Debt Service Coverage, Con't
For Years Ended December 31,

2020	2021	2022	2023	2024	2025
\$ 30,819,110	\$ 40,477,233	\$ 53,719,872	\$ 53,385,246	\$ 62,619,566	\$ 66,283,425
181,306	37,269	256,800	1,279,477	1,400,554	1,196,775
139,080	126,921	138,700	138,700	50,996	-
10,914,550	4,363,325	-	-	-	-
368,400	368,400	368,400	368,400	368,400	368,400
\$ 42,422,446	\$ 45,373,148	\$ 54,483,772	\$ 55,171,823	\$ 64,439,516	\$ 67,848,600
(32,620,872)	(34,060,350)	(40,232,987)	(43,517,373)	(49,834,183)	(50,148,943)
(232,741)	-	-	-	-	-
(619,410)	(126,162)	(262,824)	(571,357)	(755,941)	(1,186,402)
\$ 8,949,423	\$ 11,186,636	\$ 13,987,961	\$ 11,083,093	\$ 13,849,392	\$ 16,513,255
\$ -	\$ -	\$ -	\$ -	\$ -	\$ -
-	-	-	-	-	-
-	-	-	-	-	-
-	-	-	-	-	-
6,124,250	-	-	-	-	-
(4,140,917)	(3,494,931)	(3,639,794)	(3,640,404)	(3,641,472)	(3,641,472)
1,570,150	2,067,901	1,466,400	1,472,150	1,379,900	1,374,397
1,474,750	1,471,750	1,473,000	1,473,250	1,472,500	1,470,750
556,216	556,150	554,500	552,750	555,750	553,350
1,283,454	6,515,500	6,526,250	6,524,500	6,525,250	6,517,750
\$ 6,867,903	\$ 7,116,370	\$ 6,380,356	\$ 6,382,246	\$ 6,291,928	\$ 6,274,775
1.30	1.57	2.19	1.74	2.20	2.63
\$ -	\$ -	\$ -	\$ -	\$ -	\$ -
-	-	-	-	-	-
-	-	-	-	-	-
-	-	-	-	-	-
1,261,496	1,261,496	1,261,496	1,261,496	1,261,496	1,261,496
1,475,750	1,475,750	1,475,750	1,475,750	1,475,750	1,475,750
556,850	556,850	556,850	556,850	556,850	556,850
\$ 3,948,630	\$ 3,948,630	\$ 3,948,630	\$ 3,948,630	\$ 3,948,630	\$ 3,948,630
\$ 7,242,726	\$ 7,242,726	\$ 7,242,726	\$ 7,242,726	\$ 7,242,726	\$ 7,242,726

**Albany International Airport
Population in the Air Trade Area**

	2024	2020	2020 vs. 2010	2010	2010 vs. 2000	2000
<u>PRIMARY TRADE AREA</u>						
State of New York						
Albany County	319,964	313,987	3.2%	304,204	3.3%	294,565
Columbia County	60,299	61,403	-2.7%	63,096	0.0%	63,094
Fulton County	52,073	53,132	-4.3%	55,531	0.8%	55,073
Greene County	46,903	47,912	-2.7%	49,221	2.1%	48,195
Montgomery County	49,648	49,485	-1.5%	50,219	1.0%	49,708
Rensselaer County	160,749	160,900	0.9%	159,429	4.5%	152,538
Saratoga County	240,360	235,794	7.4%	219,607	9.5%	200,635
Schenectady County	162,261	159,315	3.0%	154,727	5.6%	146,555
Schoharie County	30,151	29,752	-9.2%	32,749	3.7%	31,582
Warren County	65,288	65,638	-0.1%	65,707	3.8%	63,303
Washington County	59,839	65,618	3.8%	63,216	3.6%	61,042
State of Massachusetts						
Berkshire County	128,726	128,774	-1.9%	131,219	-2.8%	134,953
State of Vermont						
Bennington County	38,047	37,300	0.5%	37,125	0.4%	36,994
PRIMARY TRADE AREA	1,414,308	1,409,010	1.7%	1,386,050	3.6%	1,338,237
<u>SECONDARY TRADE AREA</u>						
State of New York						
Delaware County	44,191	44,221	-7.8%	47,980	-0.2%	48,055
Dutchess County	299,963	295,398	-0.7%	297,488	6.2%	280,150
Essex County	36,744	37,326	-5.2%	39,370	1.3%	38,851
Hamilton County	5,082	5,073	4.9%	4,836	-10.1%	5,379
Herkimer County	59,585	60,024	-7.0%	64,519	0.1%	64,427
Otsego County	60,524	58,377	-6.2%	62,259	0.9%	61,676
Ulster County	182,977	181,627	-0.5%	182,493	2.7%	177,749
State of Connecticut						
Litchfield County	185,000	184,874	-2.7%	189,927	4.2%	182,193
State of Massachusetts						
Franklin County	70,871	70,930	-0.6%	71,372	-0.2%	71,535
Hampden County	464,151	464,407	0.2%	463,490	1.6%	456,228
Hampshire County	165,399	146,592	-7.3%	158,080	3.8%	152,251
State of Vermont						
Addison County	38,047	37,343	1.4%	36,821	2.4%	35,974
Rutland County	60,198	60,477	-1.9%	61,642	-2.8%	63,400
Windham County	45,627	45,850	3.0%	44,513	0.7%	44,216
Windsor County	57,697	57,744	1.9%	56,670	-1.3%	57,418
SECONDARY TRADE AREA	1,776,056	1,750,263	-1.8%	1,781,460	2.4%	1,739,502
TOTAL PRIMARY AND SECONDARY TRADE AREA POPULATION	3,190,364	3,159,273	-0.3%	3,167,510	2.9%	3,077,739
State of New York	19,867,248	20,108,296	3.8%	19,378,102	2.1%	18,976,457
United States	340,110,988	331,511,512	7.4%	308,745,538	9.4%	282,171,936

Sources: U.S. Department of Commerce, Bureau of the Census

**Albany International Airport
Largest Private-Sector Employers in Primary Air Trade Area**

Rank	Employer	Industry	Employees 2025
1	Albany Med Health System	Health Care	16,741
2	St. Peter's Health Partners	Health Care	11,154
3	Northeast Grocery Inc.	Retail Grocery, Headquarters, and Dist. Center	8,025
4	Hannaford Supermarkets	Retail Grocery	5,000
5	Regeneron Pharmaceuticals Inc.	Health Services	4,500
6	Stewart's Shops Corp.	Dairy Products/Convenience Stores	3,765
7	GE Vernova	Energy, Research, Industrial	2,700
8	Ellis Medicine	Health Care	2,689
9	Global Foundries	Semiconductor Manufacturing	2,500
10	Community Care Physicians	Health Care	1,940
11	Rensselaer Polytechnic Institute	Educational Services	1,790
12	Center for Disability Services	Health Care	1,785
13	Anthem Blue Cross	Health Insurance	1,708
14	St Mary's Healthcare	Health Care	1,635
15	Charter Communications	Communications	1,488
16	Broadview Federal Credit Union	Banking	1,375
17	CDPHP	Health Insurance Carrier	1,272

DRAFT

Source: Capital Region Book of Lists

**Albany International Airport
Colleges and Universities in Primary Air Trade Area**

Name	County	Public/Private	Enrollment 2025
University at Albany, State University of New York	Albany	Public	17,567
Excelsior University	Albany	Private	12,701
SUNY Empire State University	Albany	Public	11,139
Hudson Valley Community College	Rensselaer	Public	9,368
Rensselaer Polytechnic Institute	Rensselaer	Private	7,049
Siena College	Albany	Private	3,722
SUNY Schenectady County Community College	Schenectady	Public	3,700
Russell Sage College	Rensselaer	Private	2,790
Skidmore College	Saratoga	Private	2,704
SUNY Adirondack	Warren	Public	2,581
Union College	Schenectady	Private	2,046
Fulton-Montgomery Community College	Fulton-Montgomery	Public	1,946
SUNY Cobieskill	Schoharie	Public	1,882
Columbia-Greene Community College	Columbia-Greene	Public	1,699
Albany Medical College	Albany	Private	852
Albany College of Pharmacy	Albany	Private	837
Maria College	Albany	Private	745
Albany Law School	Albany	Private	669
Clarkson University	Albany	Private	193
			<u>84,190</u>

DRAFT

Source: Capital Region Book of Lists

**Albany International Airport
Airport Information
As of December 31,**

Airport Code:	ALB		
Location:	7 miles Northwest of downtown Albany, New York, the capital of the State of New York		
Elevation:	285 ft.		
International:	Customs / Immigration F.I.S. Facility		
Tower:	TRACON 24 / 7 - 365		
FBO:	Million Air		
		<u>2016</u>	<u>2025</u>
Acres (+/-):		1,171	1,171
Runways:	1/19 North/South ILS / VOR / GPS	8,500 X 150 ft.	8,500 X 150 ft.
	10/28 East/West VOR / GPS	7,200 X 150 ft.	7,200 X 150 ft.
Terminal:	Airlines - sq. ft.	90,623	91,484
	Tenants - sq. ft.	44,320	44,501
	Public/Common - sq. ft.	104,426	103,509
	Mechanical - sq. ft.	50,916	50,794
	Total - sq. ft.	<u>290,285</u>	<u>290,288</u>
	Number of passenger gates	21	21
	Number of loading bridges	16	16
	Number of Concessionaires in Terminal	6	6
	Number of Rental Car Agencies in Terminal	6	6
Apron:	Commercial Airlines - sq. ft.	810,901	810,901
	Cargo Airlines - sq. ft.	210,600	210,600
	FBO - sq. ft.	640,000	640,000
Parking:	Spaces assigned		
	Garage	1,912	2,912
	Short-term	222	181
	Long-term	1,468	1,880
	Economy	2,286	2,763
	Rental Cars	307	307
	Employees	348	336
	Total	<u>6,543</u>	<u>8,379</u>
Cargo:	Air Cargo Building - sq. ft.	50,500	50,500
Employees:	Authority	22.0	20.0
	Airport Operations	154.25	150.00
	Fixed Based Operator	33.0	37.0
	Total	<u>209.25</u>	<u>207.00</u>

**Albany International Airport
Enplaned Passengers
2016-2025**

AIRLINE	2025	Percent of Total 2025	2024	Percent of Total 2024	2023
Southwest Airlines	524,892	32.9%	474,703	31.5%	450,081
Delta Airlines	167,561	10.5%	173,766	11.5%	157,889
American Airlines	159,323	10.0%	186,660	12.4%	134,842
Jet Blue	135,267	8.5%	107,256	7.1%	86,637
Allegiant Air	100,762	6.3%	84,613	5.6%	83,013
United Airlines	77,774	4.9%	94,659	6.3%	104,000
American Eagle (Piedmont)	75,423	4.7%	77,188	5.1%	67,234
American Eagle (PSA)	72,850	4.6%	63,280	4.2%	69,804
United Express (Commutair)	61,341	3.8%	56,754	3.8%	49,733
Delta Connection (SkyWest)	54,761	3.4%	34,602	2.3%	34,585
Delta Connection (Endeavor)	42,968	2.7%	62,319	4.1%	76,543
American Eagle (Envoy)	34,648	2.2%	11,352	0.8%	4,623
United Express (Republic)	23,847	1.5%	13,050	0.9%	25,006
Avelo Airlines	21,258	1.3%	11,667	0.8%	
Breeze Airways	13,775	0.9%			
United Express (SkyWest)	12,001	0.8%	13,321	0.9%	4,583
American Eagle (Republic)	8,862	0.6%	8,181	0.5%	4,481
United Express (Go Jet)	5,337	0.3%	25,725	1.7%	10,324
American Eagle (SkyWest)			6,154	0.4%	1,704
American Eagle (Air Wisconsin)			1,129	0.1%	3,277
Delta Connection (Republic)					4,904
United Express (Air Wisconsin)					2,336
United Express (Mesa)					29
Frontier Airlines					
United Express (Express Jet)					
United Express (Transtates)					
Delta Connection (Go Jet)					
Cape Air					
American Eagle (Transtates)					
OneJet					
Elite Airways					
Boutique Air					
Delta Connection (Express Jet)					
United Express (Shuttle America)					
Delta Connection (Shuttle America)					
Sub Total	1,592,650	99.9%	1,506,379	100.0%	1,375,628
Charters	1,427	0.1%	751	0.1%	1,011
TOTAL	1,594,077	100.0%	1,507,130	100.0%	1,376,639

Source: Albany County Airport Authority

**Albany International Airport
Enplaned Passengers
2016-2025**

2022	2021	2020	2019	2018	2017	2016
365,474	319,869	174,133	488,147	565,731	566,801	569,101
134,888	96,631	37,667	171,022	164,105	173,086	158,638
115,598	49,026	45,182	96,650	109,476	115,904	115,298
90,792	75,211	29,793	92,149	89,609	90,744	87,036
71,337	50,033	28,588	78,107	3,635		
83,426	26,980	9,332	104,868	92,342	83,366	95,299
58,831	60,644	38,271	92,085	51,098	56,509	32,788
64,368	67,978	13,080	57,755	48,234	38,262	23,360
45,739	48,722	32,102	87,554	96,702	80,981	72,990
61,586	11,283	13,190	51,147	31,211	27,157	4,336
63,726	46,195	18,904	14,753	10,109	19,527	39,496
26,184	7,086	13,545	27,306	43,436	37,949	33,591
30,105	9,234	3,057	853	4,078	185	286
5,738	8,368	9,113	5,426	15,390	17,881	14,603
11,863	29,136	17,358	11,002	44,001	19,831	38,616
13,665	18,761	282	658	1,162	13,964	5,185
4,034	8,706	6,599	27,580		92	1,946
				313	34,044	52,701
38	7,033		155			
3,578	2,899	10,652	17,488	10,683		
		252	5,812	4,448	8,122	10,653
38,284	31,693	16,739	60,804	11,123		
		1,475	7,019	9,312	3,593	10,964
		50	1,418	11,255	4,644	4,059
			13,739	22,203	3,651	4,768
			3,275	11,777	12,966	16,090
				8,177	3,980	
				3,964	989	
				1,044		
				827	1,852	
					524	13,525
					115	65
						1,611
1,289,254	975,488	519,364	1,516,772	1,465,445	1,416,719	1,407,005
1,275	549	665	2,297	1,261	1,116	429
1,290,529	976,037	520,029	1,519,069	1,466,706	1,417,835	1,407,434

**Albany International Airport
Landed Weights
2016-2025**

Commercial Carriers	2025	Percent of Total 2025	2024	Percent of Total 2024	2023
Southwest Airlines	569,789,602	28.6%	487,601,803	26.8%	475,359,502
Delta Airlines	193,867,090	9.7%	199,880,103	11.0%	246,428,072
American Airlines	182,608,608	9.2%	206,189,913	11.3%	138,501,553
Jet Blue	143,118,486	7.2%	111,254,554	6.1%	90,377,883
Allegiant Air	103,645,428	5.2%	81,671,823	4.5%	78,500,799
United Airlines	92,360,398	4.6%	105,942,788	5.8%	120,016,876
American Eagle (PSA)	89,685,400	4.5%	79,312,097	4.4%	88,034,598
American Eagle (Piedmont)	77,915,249	3.9%	78,002,553	4.3%	69,272,553
Delta Connection (Sky West)	65,407,618	3.3%	40,068,089	2.2%	41,758,359
United Express (Commutair)	63,932,000	3.2%	56,804,000	3.1%	47,828,000
Delta Connection (Endeavor)	62,930,096	3.2%	77,269,801	4.3%	42,721,904
Avelo Airlines	42,555,739	2.1%	18,985,322	1.0%	
American Eagle (Envoy)	42,038,639	2.1%	13,755,318	0.8%	5,585,792
United Express (Republic)	28,988,995	1.5%	10,040,661	0.6%	51,842,134
Breeze Airways	28,518,506	1.4%			
United Express (SkyWest)	15,208,312	0.8%	15,112,833	0.8%	5,080,206
American Eagle (Republic)	12,886,119	0.6%	15,124,593	0.8%	6,295,799
United Express (Go Jet)	7,686,000	0.4%	39,650,000	2.2%	14,884,000
Charters	3,427,474	0.2%	4,116,927	0.2%	2,926,004
Delta Connection (Republic)	374,780	0.0%	522,054	0.0%	1,948,883
American Eagle (SkyWest)	134,000	0.0%	7,035,000	0.4%	2,010,000
American Eagle (Air Wisconsin)			1,222,000	0.1%	3,290,000
United Express (Air Wisconsin)					2,397,000
United Express (Mesa)					150,000
Frontier Airlines					
United Express (Express Jet)					
United Express (Transtates)					
Cape Air					
Delta Connection (Go Jet)					
OneJet					
American Eagle (Transtates)					
Boutique Air					
Elite Airways					
Delta Connection (Express Jet)					
Delta Connection (Shuttle America)					
United Express (Shuttle America)					
	1,827,078,539	91.7%	1,649,562,232	90.8%	1,535,209,917
Cargo Carriers					
United Parcel Service	115,495,841	5.8%	117,239,600	6.5%	119,945,840
Federal Express	49,500,000	2.5%	50,094,000	2.8%	49,698,000
Ameriflight					4,051,304
Wiggins Airways			280,500	0.0%	2,711,500
Mountain Air Cargo			399,500	0.0%	25,500
	164,995,841	8.3%	168,013,600	9.2%	176,432,144
Grand Total	1,992,074,380	100.00%	1,817,575,832	100.00%	1,711,642,061

Source: Albany County Airport Authority

**Albany International Airport
Landed Weights
2016-2025**

2022	2021	2020	2019	2018	2017	2016
378,302,300	333,567,995	323,968,000	500,895,200	571,924,399	579,923,601	586,092,000
214,614,613	108,233,599	63,701,610	193,329,310	185,285,718	197,829,323	183,615,710
129,482,907	54,674,892	73,424,515	115,775,436	129,717,613	142,955,406	139,386,707
92,092,433	82,397,589	48,480,223	105,034,143	103,377,946	102,628,355	104,956,520
67,927,459	51,877,867	45,431,430	84,122,513	3,884,529		
99,606,972	30,980,057	22,688,482	130,077,387	111,690,471	96,782,482	126,927,674
88,835,105	81,230,303	20,267,607	65,256,809	60,450,498	48,282,802	29,126,003
58,665,601	67,133,700	60,629,849	94,895,104	52,247,399	61,141,955	39,101,103
75,081,861	13,908,099	20,571,505	58,877,612	34,467,201	29,942,300	4,573,100
47,564,000	54,296,000	49,852,000	96,448,000	103,927,006	96,037,006	83,099,012
26,971,802	57,227,300	49,483,908	16,654,910	12,478,297	21,488,406	42,351,100
29,840,261	7,644,899	23,510,259	32,802,755	53,400,168	48,111,665	42,416,420
42,841,207	11,670,387	5,907,531	1,343,937	4,861,628	291,898	522,057
6,343,388	12,075,108	18,969,872	6,227,313	17,178,060	18,891,990	14,888,118
17,824,901	33,952,352	26,382,407	13,263,507	54,108,619	24,958,355	50,137,054
19,276,000	26,291,000	549,000	670,000	1,273,000	14,472,000	5,427,000
3,013,912	4,338,054	1,901,672	5,514,002	2,964,555	2,376,000	1,012,000
821,884	14,695,958		514,116	514,123	291,888	
4,690,000	10,787,000	11,926,000	34,103,000	67,000	134,000	2,867,000
				423,000	38,399,000	63,497,000
3,948,000	2,444,000	14,053,000	18,659,000	11,562,000		
		603,000	6,432,000	4,623,000	8,860,000	11,524,000
41,717,184	37,460,128	25,711,365	54,948,790	11,049,772		
		1,999,570	9,487,770	11,104,057	4,112,026	11,818,840
		44,092	1,489,869	11,342,682	4,305,591	4,156,332
			4,644,301	14,261,700	15,933,102	20,413,009
			16,331,904	24,185,598	3,791,201	5,261,399
				11,115,418	3,336,049	
				8,162,550	4,146,748	
				2,489,923	4,934,982	
				2,182,000		
				67,000	911,502	15,960,701
					147,268	1,489,218
					144,623	72,311
1,449,461,790	1,096,886,287	910,056,897	1,667,798,688	1,616,386,930	1,575,561,524	1,590,691,388
123,034,881	122,675,761	110,128,000	103,060,000	102,199,838	102,618,000	103,574,000
50,292,000	54,846,000	51,876,000	53,262,000	51,876,000	50,420,000	51,084,000
4,121,596	5,333,131	4,839,121	4,390,800	4,670,805	4,233,647	4,100,650
5,091,500	6,466,365	4,326,509	7,182,500	9,163,514	10,166,496	9,992,302
		831,680				
182,539,977	189,321,257	172,001,310	167,895,300	167,910,157	167,438,143	168,750,952
1,632,001,767	1,286,207,544	1,082,058,207	1,835,693,988	1,784,297,087	1,742,999,667	1,759,442,340

**Albany International Airport
Aircraft Operations
2016-2025**

Commercial Carriers	2025	Percent of Total 2025	2024	Percent of Total 2024	2023
Southwest Airlines	8,192	23.1%	7,044	21.0%	6,700
American Eagle (Piedmont)	3,570	10.0%	3,574	10.6%	3,174
United Express (Commutair)	2,906	8.2%	2,582	7.7%	2,174
Delta Airlines	2,600	7.3%	2,718	8.1%	2,418
American Eagle (PSA)	2,568	7.2%	2,302	6.9%	2,566
American Airlines	2,367	6.7%	2,900	8.6%	2,003
Jet Blue	2,004	5.6%	1,564	4.7%	1,290
Delta Connection (Sky West)	1,750	4.9%	1,056	3.1%	1,112
Delta Connection (Endeavor)	1,680	4.7%	2,156	6.4%	2,736
Allegiant Airlines	1,394	3.9%	1,136	3.4%	1,104
United Airlines	1,278	3.6%	1,520	4.5%	1,566
American Eagle (Envoy)	1,132	3.2%	374	1.1%	158
United Express (Republic)	778	2.2%	310	0.9%	1,398
United Express (SkyWest)	406	1.1%	504	1.5%	138
Avelo Airlines	398	1.1%	170	0.5%	
American Eagle (Republic)	344	1.0%	268	0.8%	168
Breeze Airways	282	0.8%			
United Express (Go Jet)	252	0.7%	1,300	3.9%	488
Charters	30	0.1%	34	0.1%	36
Delta Connection (Republic)	10	0.0%	14	0.0%	186
American Eagle (SkyWest)	4	0.0%	210	0.6%	60
American Eagle (Air Wisconsin)			54	0.2%	140
United Express (Air Wisconsin)					102
United Express (Mesa)					4
United Express (Express Jet)					
Frontier Airlines					
American Eagle (Transtates)					
Boutique Air					
Cape Air					
Delta Connection (Express Jet)					
Delta Connection (Go Jet)					
Delta Connection (Shuttle America)					
Elite Airways					
OneJet					
United Express (Transtates)					
United Express (Shuttle America)					
	33,945	95.5%	31,790	94.7%	29,721
Cargo Carriers					
United Parcel Service	1,088	3.1%	1,106	3.3%	1,114
Federal Express	500	1.4%	506	1.5%	502
Wiggins Airways			66	0.2%	638
Mountain Air Cargo			94	0.3%	6
Ameriflight					484
	1,588	4.5%	1,772	5.3%	2,744
Grand Total	35,533	100.0%	33,562	100.0%	32,465

Source: Albany County Airport Authority

**Albany International Airport
Aircraft Operations
2016-2025**

2022	2021	2020	2019	2018	2017	2016
5,426	4,890	4,558	7,524	8,586	8,864	8,900
2,688	3,076	2,092	4,384	4,730	4,946	4,396
2,162	2,468	2,552	4,348	1,568	1,446	1,510
2,112	1,664	1,172	446	496	188	540
2,550	2,308			2,292	1,506	864
1,794	778	690	948	744	424	
1,334	1,258	602	1,206	2,394	2,946	1,902
2,004	372	644	1,478	706	112	144
2,478	1,610	302	1,738	578	610	530
958	724	574		1,222	1,134	190
1,334	418	916	2,838	2,770	3,040	2,792
884	204	546	2,450	492		
1,168	418		1,018	92		
170	350	14	192	138	264	344
476	906	1,050	1,660	1,466	1,330	1,636
			466	48	38	16
54	38				4	2
24	396		20	360	802	1,514
140	322	90	432	56		
			14	18	1,634	2,702
168	138	522	1,588	518	196	190
		2	68	130	8	14
632	862	104	36	14	8	
558	498	356	354	2	26	502
		554	240	374	190	
				502	978	
		594	794	1,444	666	1,346
				38	432	162
		324	760	1,848	2,060	2,010
				2	4	122
				1,454	1,446	1,476
				156		
			1,356	4,164	4,652	5,960
					4	70
29,114	23,698	18,258	36,358	39,402	39,958	39,834
1,128	1,162	860	904	886	974	982
508	554	480	538	524	508	476
1,198	1,216	944	1,690	2,154	2,390	2,350
		14				
512	486	498	546	584	534	456
3,346	3,418	2,796	3,678	4,148	4,406	4,264
32,460	27,116	21,054	40,036	43,550	44,364	44,098

**Albany International Airport
Aircraft Operations
2016-2025**

Year	Airlines	Cargo	General Aviation	Military	Total
2016	39,834	4,264	17,576	3,057	64,731
2017	39,962	4,406	16,818	2,974	64,160
2018	39,402	4,148	17,753	3,300	64,603
2019	36,446	3,750	17,608	2,944	60,748
2020	19,604	3,174	16,414	3,487	42,679
2021	23,751	3,418	17,441	3,239	47,849
2022	33,267	3,346	14,521	2,592	53,726
2023	34,046	2,744	14,647	2,173	53,610
2024	31,790	1,772	19,764	2,379	55,705
2025	27,988	1,588	25,324	2,640	57,540

DRAFT

Source: Albany County Airport Authority

**Albany International Airport
Airlines Serving the Albany International Airport**

MAJORS / NATIONALS

Allegiant Air
American Airlines
Avelo Airlines
Breeze Airways
Delta Air Lines
Jet Blue Airways
Southwest Airlines
United Airlines

REGIONAL / COMMUTERS

CommutAir d/b/a United Express
Endeavor d/b/a Delta Connection
Envoy d/b/a American Eagle
Piedmont d/b/a American Eagle
PSA d/b/a American Eagle
Republic d/b/a American Eagle
Republic d/b/a United Express
Sky West d/b/a United Express
Sky West d/b/a Delta Connection

ALL-CARGO CARRIERS

Federal Express
United Parcel Service

**Albany International Airport
Major Carrier Airline Service**

**SCHEDULED JET AIRLINE SERVICE
As of December 2025**

<u>CARRIER</u>	<u>NON-STOP SERVICE</u>
Allegiant	Myrtle Beach (MYR) Nashville (BNA) Orlando (SFB) Punta Gorda (PGD) Sarasota (SRQ) St. Pete–Clearwater (PIE)
American	Charlotte (CLT) Chicago O'Hare (ORD) Dallas/Ft. Worth (DFW) Miami (MIA) Philadelphia (PHL) Washington National (DCA)
Avelo	Concord, NC (USA) Raleigh-Durham (RDU)
Breeze	Charleston (CHS) Ft. Myers (RSW) Raleigh-Durham (RDU)
Delta	Atlanta (ATL) Detroit (DTW) New York LaGuardia (LGA)
JetBlue	Fort Lauderdale (FLL) Orlando (MCO)
Southwest	Baltimore (BWI) Chicago Midway (MDW) Denver (DEN) Fort Lauderdale (FLL) Las Vegas (LAS) Nashville (BNA) Orlando (MCO) Tampa (TPA)
United	Chicago O'Hare (ORD) Washington Dulles (IAD)

**Albany International Airport
Top 20 Primary Origination and Destination Passenger Markets**

2025 Rank	Market	Length	2025 Passengers	2024 Passengers	2016 Passengers
1	Orlando (MCO)	MH	331,292	301,031	296,106
2	Ft. Lauderdale	MH	173,870	150,494	213,539
3	Chicago (ORD)	MH	104,617	105,082	124,476
4	Atlanta	MH	91,698	98,350	87,539
5	Tampa	MH	87,187	97,307	142,869
6	Charlotte	SH	86,245	82,826	73,287
7	Denver	MH	80,898	82,606	69,202
8	Las Vegas	LH	67,945	55,950	82,968
9	Washington (DCA)	SH	65,117	64,726	75,053
10	Nashville	MH	63,504	65,836	N/A
11	Raleigh/Durham	SH	62,921	50,515	35,139
12	Baltimore	SH	58,472	63,865	93,511
13	Myrtle Beach	MH	54,650	50,234	N/A
14	Dallas/Ft. Worth	MH	53,943	55,429	33,894
15	Phoenix (PHX)	LH	53,771	50,974	48,031
16	Los Angeles	LH	52,031	53,285	66,471
17	San Francisco	LH	47,375	40,931	58,112
18	Punta Gorda	MH	45,977	41,272	N/A
19	Detroit	MH	43,325	45,638	N/A
20	Chicago (MDW)	MH	40,607	44,195	N/A

* Notes:
 SH Short Haul = 0 to 600 miles
 MH Medium Haul = 601 to 1,800 miles
 LH Long Haul = over 1,801 miles

This page intentionally left blank

DRAFT

Compliance

DRAFT

**INDEPENDENT AUDITOR'S REPORT ON INTERNAL CONTROL
OVER FINANCIAL REPORTING AND ON COMPLIANCE
AND OTHER MATTERS BASED ON AN AUDIT OF FINANCIAL
STATEMENTS PERFORMED IN ACCORDANCE WITH
GOVERNMENT AUDITING STANDARDS**

To the Members
Albany County Airport Authority

We have audited, in accordance with auditing standards generally accepted in the United States of America and the standards applicable to financial audits contained in *Government Auditing Standards* issued by the Comptroller General of the United States (*Government Auditing Standards*), the financial statements of the business-type activities and fiduciary activities of the Albany County Airport Authority (the Authority), a component unit of the County of Albany, New York, as of and for the year ended December 31, 2025, and the related notes to the financial statements, which collectively comprise the Authority's basic financial statements, and have issued our report thereon dated _____, 2026.

Report on Internal Control over Financial Reporting

In planning and performing our audit of the financial statements, we considered the Authority's internal control over financial reporting (internal control) as a basis for designing the audit procedures that are appropriate in the circumstances for the purpose of expressing our opinions on the financial statements, but not for the purpose of expressing an opinion on the effectiveness of the Authority's internal control. Accordingly, we do not express an opinion on the effectiveness of the Authority's internal control.

A *deficiency in internal control* exists when the design or operation of a control does not allow management or employees in the normal course of performing their assigned functions, to prevent, or detect and correct, misstatements on a timely basis. A *material weakness* is a deficiency, or a combination of deficiencies, in internal control, such that there is a reasonable possibility that a material misstatement of the Authority's financial statements will not be prevented, or detected and corrected on a timely basis. A *significant deficiency* is a deficiency, or a combination of deficiencies, in internal control that is less severe than a material weakness, yet important enough to merit attention by those charged with governance.

Our consideration of internal control was for the limited purpose described in the first paragraph of this section and was not designed to identify all deficiencies in internal control that might be material weaknesses or significant deficiencies. Given these limitations, during our audit we did not identify any deficiencies in internal control that we consider to be material weaknesses. However, material weaknesses or significant deficiencies may exist that were not identified.

Report on Compliance and Other Matters

As part of obtaining reasonable assurance about whether the Authority's financial statements are free from material misstatement, we performed tests of its compliance with certain provisions of laws, regulations, contracts, and grant agreements, noncompliance with which could have a direct and material effect on the financial statements. However, providing an opinion on compliance with those provisions was not an objective of our audit and, accordingly, we do not express such an opinion. We did not identify any instances of noncompliance.

Purpose of this Report

The purpose of this report is solely to describe the scope of our testing of internal control and compliance and the results of that testing, and not to provide an opinion on the effectiveness of the Authority's internal control or on compliance. This report is an integral part of an audit performed in accordance with *Government Auditing Standards* in considering the Authority's internal control and compliance. Accordingly, this communication is not suitable for any other purpose.

Latham, NY
_____, 2026

DRAFT

Albany County Airport Authority
Schedule of Expenditures of Federal and NYS DOT Financial Assistance
For the Year Ended December 31, 2025

Federal Project Number	NYS Project Number	Federal * Percent Participation	Description of Project	Assistance Listing Number	Total Grant Amount		Year Ended 12/31/25 Expenditures			
					Federal	State	Federal	State		
<u>CAPITAL CONTRIBUIONS:</u>										
Direct Award - U.S. Department of Transportation Federal Aviation Administration Airport Improvement Program										
147-21	N/A	100%	Replace 3 pieces of snow equipment	20.106	\$ 1,537,634	N/A	\$ 813,644	\$ -		
148-24	N/A	100%	COVID-19 Airport Rescue Grant	20.106	12,113,223	N/A	11,654,597	-		
150-22	1A00.30	90%	Rehabilitate Runway 10-28 and associated Taxiways	20.106	7,144,824	\$ 269,900	26,078	-		
151-23	1A00.31	90%	Replace Air Traffic Control Tower HVAC and base building HVAC and Roof	20.106	2,000,000	52,632	130,449	(44,115)		
152-24	1A00.33	90%	Rehabilitation of Terminal A. Acquire and install two passenger loading bridges	20.106	10,600,000	278,948	5,442,581	60,252		
153-24	1A00.32	90%	Runway 1-19 Rehabilitation and Lighting upgrades	20.106	9,326,858	518,159	8,099,817	449,990		
154-25	1A00.34	90%	Terminal Building Improvements - Reconstruct 60,000 square feet of existing Terminal Building including construction of main entrance, lobby, security, baggage and exterior areas, canopies, sidewalks, and HVAC - Phase 1 Construction	20.106	21,915,184	1,217,510	4,271,433	213,571		
155-25	1A00.35	90%	Reconstruct 22,500 sq yrs of GA apron, construct a new 1,900 sq yds deicing pad and rehabilitate 35,600 sq yds of GA apron	20.106	12,936,210	718,678	284,767	15,820		
Direct Award - New York State Department of Transportation										
N/A	1A00.95	N/A	Upstate Economic Development and Revitalization Grant Program		N/A	60,000,000	-	7,763,053		
N/A	1A00.94	N/A	Rehabilitation of existing elevators		N/A	1,612,560	-	259,809		
Direct Award - New York State Energy Research and Development Authority										
N/A	215582	N/A	Thermal Energy Network Detailed Design		N/A	500,000	-	485,500		
GRAND TOTAL						\$ 77,573,933	\$ 65,168,387	\$ 30,723,366	\$ 9,203,880	

(*) The remaining percentage is shared equally between the State of New York and the Authority with the exception of federal grants 147-21 and 148-24.
See accompanying Notes to Schedule of Federal and New York State Department of Transportation Financial Assistance.

Albany County Airport Authority
Notes to Schedule of Expenditures of Federal and
New York State Department of Transportation Financial Assistance
For the Year Ended December 31, 2025

1. Scope of Audit Pursuant to the Uniform Guidance

The Albany County Airport Authority (Authority) is a body corporate and politic constituting a public benefit corporation. The Schedule of Expenditures of Federal and New York State Department of Transportation Financial Assistance (the Schedule) includes all of the federal award programs and the New York State Department of Transportation matching grant award for the FAA's Airport Improvement Act (Assistance Listing #20.106) administered by the Albany County Airport Authority, an entity defined in the financial statements.

2. Basis of Accounting

The accompanying Schedule includes the federal award activity of the Authority under programs of the federal government for the year ended December 31, 2025. The information in this Schedule is presented in accordance with the requirements of Title 2 U.S. Code of Federal Regulations Part 200, Uniform Administrative Requirements, Cost Principles, and Audit Requirements for Federal Awards (Uniform Guidance). Because the Schedule presents only a selected portion of the operations of the Authority, it is not intended to and does not present the financial position, changes in net position, or cash flows of the Authority.

3. Summary of Significant Accounting Policies

Expenditures reported on the Schedule are reported on the accrual basis of accounting. Such expenditures are recognized following the cost principles contained in the Uniform Guidance, wherein certain types of expenditures are not allowable or are limited as to reimbursement. The Authority has not elected to use the 15-percent de minimis indirect cost rate as allowed under the Uniform Guidance and did not claim any indirect costs and has not claimed any indirect costs.

4. Federal Reimbursements

Federal reimbursements are based upon specific expenditures. Therefore, the amounts reported here represent grant income earned rather than cash received. There were no funds provided to subrecipients.

**INDEPENDENT AUDITOR'S REPORT ON COMPLIANCE
FOR EACH MAJOR FEDERAL PROGRAM AND REPORT ON INTERNAL CONTROL
OVER COMPLIANCE IN ACCORDANCE WITH THE UNIFORM GUIDANCE**

To the Members
Albany County Airport Authority

Report on Compliance for Each Major Federal Program

Opinion on Each Major Federal Program

We have audited the Albany County Airport Authority (the Authority), a component unit of the County of Albany, New York's, compliance with the types of compliance requirements identified as subject to audit in the OMB *Compliance Supplement* that could have a direct and material effect on each of the Authority's major federal programs for the year ended December 31, 2025. The Authority's major federal programs are identified in the summary of auditor's results section of the accompanying schedule of findings and questioned costs.

In our opinion, the Albany County Airport Authority complied, in all material respects, with the compliance requirements referred to above that could have a direct and material effect on each of its major federal programs for the year ended December 31, 2025.

Basis for Opinion on Each Major Federal Program

We conducted our audit of compliance in accordance with auditing standards generally accepted in the United States of America (GAAS); the standards applicable to financial audits contained in *Government Auditing Standards* issued by the Comptroller General of the United States (*Government Auditing Standards*); and the audit requirements of Title 2 U.S. *Code of Federal Regulations* Part 200, *Uniform Administrative Requirements, Cost Principles, and Audit Requirements for Federal Awards* (Uniform Guidance). Our responsibilities under those standards and the Uniform Guidance are further described in the Auditor's Responsibilities for the Audit of Compliance section of our report.

We are required to be independent of the Authority and to meet our other ethical responsibilities, in accordance with relevant ethical requirements relating to our audit. We believe that the audit evidence we have obtained is sufficient and appropriate to provide a basis for our opinion on compliance for each major federal program. Our audit does not provide a legal determination of the Authority's compliance with the compliance requirements referred to above.

Responsibilities of Management for Compliance

Management is responsible for compliance with the requirements referred to above and for the design, implementation, and maintenance of effective internal control over compliance with requirements of laws, statutes, regulations, rules, and provisions of contract grant agreements applicable to the Authority's federal programs.

Auditor's Responsibilities for the Audit of Compliance

Our objectives are to obtain reasonable assurance about whether material noncompliance with the compliance requirements referred to above occurred, whether due to fraud or error, and express an opinion on the Authority's compliance based on our audit. Reasonable assurance is a high level of assurance but is not absolute assurance and therefore is not a guarantee that an audit conducted in accordance with GAAS, *Government Auditing Standards*, and the Uniform Guidance will always detect material noncompliance when it exists. The risk of not detecting material noncompliance resulting from fraud is higher than for that resulting from error, as fraud may involve collusion, forgery, intentional omissions, misrepresentations, or the override of internal control. Noncompliance with the compliance requirements referred to above is considered material, if there is a substantial likelihood that, individually or in the aggregate, it would influence the judgment made by a reasonable user of the report on compliance about the Authority's compliance with the requirements of each major federal program as a whole.

In performing an audit in accordance with GAAS, *Government Auditing Standards*, and the Uniform Guidance, we:

- Exercise professional judgment and maintain professional skepticism throughout the audit.
- Identify and assess the risks of material noncompliance, whether due to fraud or error, and design and perform audit procedures responsive to those risks. Such procedures include examining, on a test basis, evidence regarding the Authority's compliance with the compliance requirements referred to above and performing such other procedures as we considered necessary in the circumstances.
- Obtain an understanding of the Authority's internal control over compliance relevant to the audit in order to design audit procedures that are appropriate in the circumstances and to test and report on internal control over compliance in accordance with the Uniform Guidance, but not for the purpose of expressing an opinion on the effectiveness of the Authority's internal control over compliance. Accordingly, no such opinion is expressed.

We are required to communicate with those charged with governance regarding, among other matters, the planned scope and timing of the audit and any significant deficiencies and material weaknesses in internal control over compliance that we identified during the audit.

Report on Internal Control over Compliance

A deficiency in internal control over compliance exists when the design or operation of a control over compliance does not allow management or employees, in the normal course of performing their assigned functions, to prevent, or detect and correct, noncompliance with a type of compliance requirement of a federal program on a timely basis. *A material weakness in internal control over compliance* is a deficiency, or a combination of deficiencies, in internal control over compliance, such that there is a reasonable possibility that material noncompliance with a type of compliance requirement of a federal program will not be prevented, or detected and corrected, on a timely basis. *A significant deficiency in internal control over compliance* is a deficiency, or a combination of deficiencies, in internal control over compliance with a type of compliance requirement of a federal program that is less severe than a material weakness in internal control over compliance, yet important enough to merit attention by those charged with governance.

Our consideration of internal control over compliance was for the limited purpose described in the Auditor's Responsibilities for the Audit of Compliance section above and was not designed to identify all deficiencies in internal control over compliance that might be material weaknesses or significant deficiencies in internal control over compliance. Given these limitations, during our audit we did not identify any deficiencies in internal control over compliance that we consider to be material weaknesses, as defined above. However, material weaknesses or significant deficiencies in internal control over compliance may exist that were not identified.

Our audit was not designed for the purpose of expressing an opinion on the effectiveness of internal control over compliance. Accordingly, no such opinion is expressed.

The purpose of this report on internal control over compliance is solely to describe the scope of our testing of internal control over compliance and the results of that testing based on the requirements of the Uniform Guidance. Accordingly, this report is not suitable for any other purpose.

Latham, NY
_____, 2026

DRAFT

**INDEPENDENT AUDITOR'S REPORT ON COMPLIANCE
FOR THE NEW YORK STATE DEPARTMENT OF
TRANSPORTATION FINANCIAL ASSISTANCE
PROGRAM AND REPORT ON INTERNAL CONTROL OVER
COMPLIANCE REQUIRED BY NEW YORK STATE
CODIFICATION OF RULES AND REGULATIONS**

To the Members
Albany County Airport Authority

Report on Compliance

Opinion

We have audited the Albany County Airport Authority (the Authority), a component unit of the County of Albany, New York's, compliance with the types of compliance requirements identified as subject to audit in the *Preliminary Draft Part 43 of the New York State Codification of Rules and Regulations (NYCRR)*, that could have a direct and material effect on its state transportation assistance program for the year ended December 31, 2025.

In our opinion, the Albany County Airport Authority complied, in all material respects, with the types of compliance requirements referred to above that are applicable to its state transportation assistance program for the year ended December 31, 2025.

Basis for Opinion

We conducted our audit of compliance in accordance with auditing standards generally accepted in the United States of America (GAAS); the standards applicable to financial audits contained in *Government Auditing Standards*, issued by the Comptroller General of the United States (*Government Auditing Standards*); and the *Preliminary Draft Part 43 of NYCRR*. Our responsibilities under those standards and the NYCRR are further described in the Auditor's Responsibilities for the Audit of Compliance section of our report.

We are required to be independent of the Authority and to meet our other ethical responsibilities, in accordance with relevant ethical requirements relating to our audit. We believe that the audit evidence we have obtained is sufficient and appropriate to provide a basis for our opinion on compliance for the state transportation assistance program. Our audit does not provide a legal determination of the Authority's compliance with the compliance requirements referred to above.

Responsibilities of Management for Compliance

Management is responsible for compliance with the requirements referred to above and for the design, implementation, and maintenance of effective internal control over compliance with the requirements of laws, regulations, rules, and provisions of contract grant agreements applicable to the state transportation assistance program.

Auditor's Responsibilities for the Audit of Compliance

Our objectives are to obtain reasonable assurance about whether material noncompliance with the compliance requirements referred to above occurred, whether due to fraud or error, and express an opinion on the Authority's compliance based on our audit. Reasonable assurance is a high level of assurance but is not absolute assurance and therefore is not a guarantee that an audit conducted in accordance with GAAS, *Government Auditing Standards*, and the *Preliminary Draft Part 43 of NYCRR* will always detect material noncompliance when it exists. The risk of not detecting material noncompliance resulting from fraud is higher than for that resulting from error, as fraud may involve collusion, forgery, intentional omissions, misrepresentations, or the override of internal control. Noncompliance with the compliance requirements referred to above is considered material, if there is a substantial likelihood that, individually or in the aggregate, it would influence the judgment made by a reasonable user of the report on compliance about the Authority's compliance with the requirements of the state transportation assistance program as a whole.

In performing an audit in accordance with GAAS, *Government Auditing Standards*, and the NYCRR, we:

- Exercise professional judgment and maintain professional skepticism throughout the audit.
- Identify and assess the risks of material noncompliance, whether due to fraud or error, and design and perform audit procedures responsive to those risks. Such procedures include examining, on a test basis, evidence regarding the Authority's compliance with the compliance requirements referred to above and performing such other procedures as we considered necessary in the circumstances.
- Obtain an understanding of the Authority's internal control over compliance relevant to the audit in order to design audit procedures that are appropriate in the circumstances and to test and report on internal control over compliance in accordance with the NYCRR, but not for the purpose of expressing an opinion on the effectiveness of the Authority's internal control over compliance. Accordingly, no such opinion is expressed.

We are required to communicate with those charged with governance regarding, among other matters, the planned scope and timing of the audit and any significant deficiencies and material weaknesses in internal control over compliance that we identified during the audit.

Report on Internal Control over Compliance

A deficiency in internal control over compliance exists when the design or operation of a control over compliance does not allow management or employees, in the normal course of performing their assigned functions, to prevent, or detect and correct, noncompliance with a type of compliance requirement of a federal program on a timely basis. *A material weakness in internal control over compliance* is a deficiency, or a combination of deficiencies, in internal control over compliance, such that there is a reasonable possibility that material noncompliance with a type of compliance requirement of a federal program will not be prevented, or detected and corrected, on a timely basis. *A significant deficiency in internal control over compliance* is a deficiency, or a combination of deficiencies, in internal control over compliance with a type of compliance requirement of a federal program that is less severe than a material weakness in internal control over compliance, yet important enough to merit attention by those charged with governance.

Our consideration of internal control over compliance was for the limited purpose described in the Auditor's Responsibilities for the Audit of Compliance section above and was not designed to identify all deficiencies in internal control over compliance that might be material weaknesses or significant deficiencies in internal control over compliance. Given these limitations, during our audit we did not identify any deficiencies in internal control over compliance that we consider to be material weaknesses, as defined above. However, material weaknesses or significant deficiencies in internal control over compliance may exist that were not identified.

Our audit was not designed for the purpose of expressing an opinion on the effectiveness of internal control over compliance. Accordingly, no such opinion is expressed.

The purpose of this report on internal control over compliance is solely to describe the scope of our testing of internal control over compliance and the results of that testing based on the requirements of the *Preliminary Draft Part 43 of the New York State Codification of Rules and Regulations*. Accordingly, this report is not suitable for any other purpose.

Latham, NY
_____, 2026

DRAFT

**Albany County Airport Authority
Schedule of Findings and Questioned Costs
For the Year Ended December 31, 2025**

A. SUMMARY OF AUDIT RESULTS

1. The auditor's report expresses an unmodified opinion on the financial statements of the Albany County Airport Authority.
2. There were no material weaknesses or significant deficiencies identified during the audit of the financial statements.
3. No instances of noncompliance material to the financial statements of the Albany County Airport Authority were disclosed during the audit.
4. The auditor's report on compliance for the major federal award program for the Albany County Airport Authority expresses an unmodified opinion.
5. There were no audit findings related to the major federal award program for the Albany County Airport Authority.
6. The Airport Improvement Program (Assistance Listing #20.106), including the New York State Department of Transportation (NYSDOT) matching grants for this program was the major program for the year ended December 31, 2025.
7. The dollar threshold used to distinguish between Type A and B programs was \$1,000,000.
8. The Albany County Airport Authority was considered a low-risk auditee.

B. FINDINGS - FINANCIAL STATEMENT AUDIT

Findings related to the financial statements which are required to be reported in accordance with Government Auditing Standards:

Current year findings - None

Status of Prior Year Findings:

2024-001 Missing Board Approvals over Contracts

Condition: The Board of Directors was not being made aware of contracts and invoice approvals when per Procurement guidelines all these decisions should be brought to the Board of Directors to vote and approve on them.

Current Status: This comment was corrected and therefore not considered necessary to repeat in current year.

C. FINDINGS AND QUESTIONED COSTS - MAJOR FEDERAL AND NYS DOT AWARD PROGRAM AUDIT

NONE

DRAFT

**INDEPENDENT AUDITOR'S REPORT ON COMPLIANCE
FOR THE PASSENGER FACILITY CHARGE PROGRAM AND
REPORT ON INTERNAL CONTROL OVER COMPLIANCE
REQUIRED BY THE FEDERAL AVIATION ADMINISTRATION**

To the Members
Albany County Airport Authority

Report on Compliance

Opinion

We have audited the Albany County Airport Authority's (the Authority), a component unit of the County of Albany, New York's, compliance with the types of compliance requirements identified as subject to audit in the *Passenger Facility Charge Audit Guide for Public Agencies* (Guide), issued by the Federal Aviation Administration, that could have a direct and material effect on its Passenger Facility Charge Program for the year ended December 31, 2025.

In our opinion, the Albany County Airport Authority complied, in all material respects, with the types of compliance requirements referred to above that are applicable to its Passenger Facility Charge Program for the year ended December 31, 2025.

Basis for Opinion

We conducted our audit of compliance in accordance with auditing standards generally accepted in the United States of America (GAAS); the standards applicable to financial audits contained in *Government Auditing Standards*, issued by the Comptroller General of the United States (*Government Auditing Standards*); and the Guide. Our responsibilities under those standards and the Guide are further described in the Auditor's Responsibilities for Audit of Compliance section of the report.

We are required to be independent of the Authority and to meet our other ethical responsibilities, in accordance with relevant ethical requirements relating to our audit. We believe that the audit evidence we have obtained is sufficient and appropriate to provide a basis for our opinion on compliance for the state transportation assistance program. Our audit does not provide a legal determination of the Authority's compliance with the compliance requirements referred to above.

Responsibilities of Management for Compliance

Management is responsible for compliance with the requirements referred to above and for the design, implementation, and maintenance of effective internal controls over compliance with the requirements of laws, statutes, regulations, rules, and provisions of contract grant agreements applicable to its Passenger Facility Charge Program.

Auditor's Responsibilities for the Audit of Compliance

Our objectives are to obtain reasonable assurance about whether material noncompliance with the compliance requirements referred to above occurred, whether due to fraud or error, and express an opinion on the Authority's compliance based on our audit. Reasonable assurance is a high level of assurance but is not absolute assurance and therefore is not a guarantee that an audit conducted in accordance with GAAS, *Government Auditing Standards*, and the *Passenger Facility Charge Audit Guide for Public Agencies* will always detect material noncompliance when it exists. The risk of not detecting material noncompliance resulting from fraud is higher than for that resulting from error, as fraud may involve collusion, forgery, intentional omissions, misrepresentations, or the override of internal control. Noncompliance with the compliance requirements referred to above is considered material, if there is a substantial likelihood that, individually or in the aggregate, it would influence the judgment made by a reasonable user of the report on compliance about the Authority's compliance with the requirements of the Passenger Facility Charge Program as a whole.

In performing an audit in accordance with GAAS, *Government Auditing Standards*, and the Guide, we:

- Exercise professional judgment and maintain professional skepticism throughout the audit.
- Identify and assess the risks of material noncompliance, whether due to fraud or error, and design and perform audit procedures responsive to those risks. Such procedures include examining, on a test basis, evidence regarding the Authority's compliance with the compliance requirements referred to above and performing such other procedures as we considered necessary in the circumstances.
- Obtain an understanding of the Authority's internal control over compliance relevant to the audit in order to design audit procedures that are appropriate in the circumstances and to test and report on internal control over compliance in accordance with the Guide, but not for the purpose of expressing an opinion on the effectiveness of the Authority's internal control over compliance. Accordingly, no such opinion is expressed.

We are required to communicate with those charged with governance regarding, among other matters, the planned scope and timing of the audit and any significant deficiencies and material weaknesses in internal control over compliance that we identified during the audit.

Report on Internal Control over Compliance

A deficiency in internal control over compliance exists when the design or operation of a control over compliance does not allow management or employees, in the normal course of performing their assigned functions, to prevent, or detect and correct, noncompliance with a type of compliance requirement of the Passenger Facility Charge Program on a timely basis. *A material weakness in internal control over compliance* is a deficiency, or combination of deficiencies, in internal control over compliance, such that there is a reasonable possibility that material noncompliance with a type of compliance requirement of the Passenger Facility Charge Program will not be prevented, or detected and corrected, on a timely basis. *A significant deficiency in internal control over compliance* is a deficiency, or a combination of deficiencies, in internal control over compliance with a type of compliance requirement of the Passenger Facility Charge Program that is less severe than a material weakness in internal control over compliance, yet important enough to merit attention by those charged with governance.

Our consideration of internal control over compliance was for the limited purpose described in the Auditor's Responsibilities for the Audit of Compliance section above and was not designed to identify all deficiencies in internal control over compliance that might be material weaknesses or significant deficiencies in internal control over compliance. Given these limitations, during our audit we did not identify any deficiencies in internal control over compliance that we consider to be material weaknesses, as defined above. However, material weaknesses or significant deficiencies in internal control over compliance may exist that were not identified.

Our audit was not designed for the purpose of expressing an opinion on the effectiveness of internal control over compliance. Accordingly, no such opinion is expressed.

The purpose of this report on internal control over compliance is solely to describe the scope of our testing of internal control over compliance and the results of that testing based on the requirements of the *Passenger Facility Charge Audit Guide for Public Agencies*, issued by the Federal Aviation Administration. Accordingly, this report is not suitable for any other purpose.

Latham, NY
_____, 2026

DRAFT

Albany County Airport Authority
Schedule of Passenger Facility Charges
Collected and Expended

For the Year Ended December 31, 2025

Quarter Ended	PFC Charges Received	Interest Earned	Total Received	Expenditures on Approved Projects	
Beginning Balance	\$ 129,540,405	\$ 4,084,020	\$ 133,624,425	\$ 125,581,728	\$ 8,042,697
1/31/2025	1,408,705	78,599	1,487,304	1,365,207	
3/31/2025	1,663,079	80,250	1,743,329	1,539,098	
6/30/2025	1,629,201	68,023	1,697,224	4,182,173	
12/31/2025	1,420,949	39,661	1,460,610	3,074,769	
Total 2025	6,121,934	266,533	6,388,467	10,161,247	(3,772,780)
Total Program to Date	<u>\$ 135,662,339</u>	<u>\$ 4,350,553</u>	<u>\$ 140,012,892</u>	<u>\$ 135,742,975</u>	
PFC Funds to be used for future debt service payments and project disbursements:					<u>\$ 4,269,917</u>

Reconciliation of cash basis above to accrual basis in the financial statements:

PFC and Interest Received	12/31/24 PFC Receivable	12/31/2025 PFC Receivable	PFC Net Income Per Financials
\$ 6,388,467	\$ (395,769)	\$ 412,403	\$ 6,405,101

SUMMARY OF SIGNIFICANT ACCOUNTING POLICIES

A. Scope of Audit Pursuant to September 2000 Passenger Facility Charge Audit Compliance and Reporting Guide for Public Agencies.

The Albany County Airport Authority is a body corporate and politic, constituting a public benefit corporation. The Schedule of Passenger Facility Charges Collected and Expended includes all the PFCs and the interest earnings thereon collected by the Authority beginning May 1, 1994 through December 31, 2024. Passenger Facility Charges are collected pursuant to a Federal Aviation Administration (FAA) approved application in 1994 to impose \$40,726,364. During 1996, the Authority requested and received approval to increase the amount of PFCs to \$116,888,308 projected to be collected through the year 2026. Effective September 1, 2009, the Authority implemented an approved change to the PFC collection from \$3.00 per passenger to \$4.50 per passenger. The current estimated collection period is through July 1, 2030.

B. Basis of Accounting

The top schedule above was prepared on an cash basis of accounting. Passenger Facility Charges are recorded as deferred revenue until used for debt service payments under an FAA approved application to use.

**Albany County Airport Authority
Passenger Facility Charge Program
Schedule of Findings and Questioned Costs
For the Year Ended December 31, 2025**

A. SUMMARY OF AUDIT RESULTS

1. No material weaknesses were identified during the audit of the passenger facility program.
2. The auditor's report on compliance for the passenger facility charge program expresses an unmodified opinion.
3. There were no audit findings related to the passenger facility charge program.

B. FINDINGS AND QUESTIONED COSTS

NONE

DRAFT

Biographies of the Members of the Albany County Airport Authority

Samuel Fresina is president of the New York State Professional Fire Fighters Association. He was elected in 2016, after his career as a full-time, professional fire fighter in the City of Albany. Previous to his current position, he served as the NYSPPFA's secretary-treasurer and executive vice president. Born and raised in Albany, NY, Sam graduated from the Christian Brothers Academy in 1985 to enlist in the U.S. Air Force, where he served as a crash/rescue and structural fire fighter. After four years of military service (two abroad) he received an honorable discharge to become a professional firefighter in Albany. During his two decades of service to Albany residents in firehouses around the city, Sam became actively involved in the union— first as a shop steward for Local 2007, then trustee on the union's executive board, before being elected president of the local in 1997, a position he retained for fourteen years. Additionally, Sam has served as vice president of the Capital District affiliate of the AFL- CIO and, since 2004, has worked as a field services representative for the International Association of Fire Fighters (IAFF). He also currently serves on the advisory board for the New York State Common Retirement Fund.

Kevin Hicks, Sr. is a lifelong resident of Albany County. He is the retired President and Political Director of the Empire State Regional Council of Carpenters, representing over 20,000 Union Carpenters in New York State. During this tenure he served as a Board member of the Eastern Occupational Health and Safety Board. He is also President Emeritus of the Greater Capitol Region Building Trades Council and a former Board member of the New York State Building Trades Council. Kevin is a decorated United States Army Veteran of the Vietnam War. He presently serves as the Legislative Liaison for the Tri-County Council of Vietnam Veterans. In addition to serving on the Albany County Airport Authority, he also serves as a Board member on the Guilderland Industrial Development Agency. He remains active in many civic and Veterans organizations in the capital district. Kevin currently lives in Guilderland with his wife Deborah.

Steven Heider, retired Chief of Police for the Town of Colonie Police Department, is nearly a lifelong resident of Colonie. He served as the Town's fifth Police Chief, retiring in 2015 after serving on the force for 42 ½ years. During his tenure as Colonie Police Chief, the Town of Colonie was rated the #1 community with the lowest crime rating in the country for two consecutive years. A graduate of Colonie Central High School, Hudson Valley Community College and Russell Sage College, he began his career in 1973 and continues today to be involved in many community activities. Throughout his long career he has served on many committees and boards to promote public safety and to advocate for those that lacked the resources to do so throughout the Capital Region and beyond. He also served as President of the New York State Association of Chiefs of Police, Inc. The retired Chief is also a former member of the Village of Colonie Planning board and is a current member and Chairman of the Town of Colonie Planning Board. In addition to the Albany County Airport Authority board, he also serves on the boards of the Colonie Youth Center Inc., and the Scatub Insurance Agency located in Scotia, New York.

Harold Iselin is a lifelong resident of Albany County. He is the managing shareholder of Greenberg Traurig's Albany office and co-chair of GT's Government Law and Policy practice. He focuses his practice on governmental affairs and health care matters, representing diverse clients before State regulatory agencies and the New York State Legislature. He also advises businesses and non-profit organizations on complex corporate transactions and board governance. Additionally, he handles significant civil litigation matters and internal investigations. Previously, Harold was a trial attorney in the U.S. Department of Justice from 1984 to 1986, following which he became Assistant Counsel to the Governor of New York with responsibility for transportation, education, veterans' affairs and freedom of information matters. Harold serves on a broad range of community and non-profit organizations. He is the former board chair of the Capital Repertory Theater and also serves on the board of Proctors. In addition, he serves on the

boards of the New York State Archives Partnership Trust and the Arthur Ashe Institute for Urban Health. Harold is a graduate Columbia Law School, Wesleyan University and Guilderland High School.

Sari O'Connor, Principal at the Albany Consulting Group, specializing in Board Governance and Community Relations, has nearly 20 years experience in development, communications and board governance to support non-profits in the greater Capital Region. Her professional experience includes arts and culture and human services serving as Executive Operating Officer at the Palace Performing Arts Center and Chief Development Officer at Northern Rivers Family Services. Sari graduated Adelphi University Cum Laude and earned a Master's Degree in Education from SUNY Stony Brook. She also achieved Certificates of Completion in Human Resources from Indiana/Purdue University and Performance Measurement for Effective Management of Nonprofit Organizations from the Harvard Business School Executive Education Program. In addition to supporting numerous educational, artistic and philanthropic organizations, Sari currently serves as the Volunteer Executive Director of the Albany Police and Fire Foundation. Prior service includes a Mayoral appointee on the City of Albany Planning Board, Charter Review Commission, and Board of Zoning Appeals. She was also the founder and volunteer chair of "A Community of Excellence" at The College of Saint Rose raising more than \$1.5 million for student scholarships and the Sullivan Institute during her ten years as chairwoman.

John-Raphael Pichardo was born and raised in the Hudson Valley of NY. He currently serves as Senior Counsel for National Grid. He is also the owner of his own general service law firm Pichardo & Associates, LLC where he places an emphasis in immigration, real estate, and assists small businesses and entrepreneurs alike. Previously, John-Raphael was Counsel to the City of Albany Common Council. He was the primary drafter of several laws in effect in the City Of Albany, one in particular is the reforms of the Community Police Review Board and the Albany Police Department. John-Raphael graduated in 2012 from the University at Albany, SUNY with a B.A. in Political Science and Minor in Music. In 2015, John-Raphael received his J.D. from Quinnipiac University School of Law with a concentration in Tax Law in North Haven, Connecticut. During his time at law school, John-Raphael served as the Northeast Regional Chair of the National Black Law Student Association overseeing all the 32 chapters of Northeast region and was a founding member of the Quinnipiac Chapter of Latino Law Student Association. Prior to starting his own law firm, John-Raphael worked as a Court Attorney in New York City Housing Court. He then served as a Law Clerk for the New York State Department of Labor where he prosecuted employers throughout the State for improper payment of wages and retaliation. Prior to starting law school, he had the distinct honor of serving as a Session Assistant to State Senator Liz Krueger in 2012. In his spare time, John-Raphael likes to be physically active by working out or doing outdoor calisthenics. He is also a classically trained opera singer.

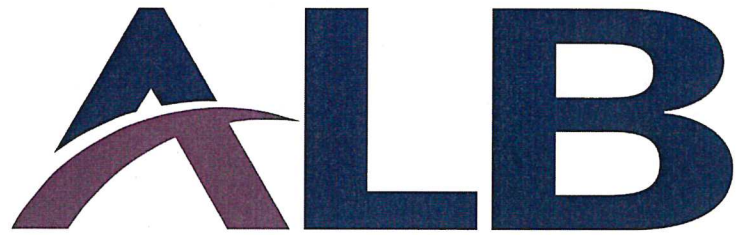
Janet Thayer is an attorney practicing in the areas of trusts and estates, elder law, commercial and residential real estate, and business law as Of Counsel with Vella, Carbone & Vinson, LLP. She also has practiced as a sole practitioner, an in-house counsel for Albany Medical Center and an associate counsel at the State University of New York. In 2022, she retired from the University at Albany Campus as Senior Managing Counsel having received UA President's Award for Outstanding Service and the SUNY Chancellor's Award for Outstanding Service. Janet has taught as an adjunct lecturer at two local colleges, and she lectures at continuing legal education seminars and other public forums. Janet received a Bachelor of Arts degree in History, magna cum laude, from Wheaton College, in Norton, Massachusetts in 1985. She received a law degree from Albany Law School of Union University, Albany, New York in 1988. She has served on the Zoning Board of Appeals for the Town of Guilderland, as an Assistant Town Attorney for the Town of Guilderland, and as a member of the Character Committee for the Third Judicial District. Janet is also a licensed private pilot. Janet currently resides in Guilderland with her husband and has three adult stepchildren.

Biographies of the Albany County Airport Authority Senior Staff

Peter F. Stuto, Esq., is the Chief Executive Officer of the Authority and is responsible for the oversight of the affairs of the Authority. Mr. Stuto was previously the Authority's Airport Counsel for many years and before that he served as Assistant Counsel in the Office of the Majority Counsel of the New York State Assembly. Mr. Stuto has held positions of financial consultant with Merrill Lynch, attorney with Hiscock & Barclay, and Floor Counsel to New York State Senate Minority Leader.

John A. O'Donnell, PE, is the Chief Operating Officer of the Authority and is primarily responsible for the daily oversight of Airport construction projects currently underway. Mr. O'Donnell was previously the Authority's Airport Chief Executive Officer (2003-2019). Prior to his appointment in 2003, Mr. O'Donnell served as Chief Operating Officer (2000-2003) and Director of Project Development (1996-2000) for the Authority. Prior to the Authority, Mr. O'Donnell served as Director of Design Consultant Services for the Office of General Services for the State of New York and Assistant to the Chief Engineer at Callanan Industries.

Margaret Herrmann, is the Chief Financial Officer of the Authority and is responsible for financial planning, budgeting, operating and capital accounting procedures and controls, and financial policies and procedures. Ms. Herrmann was previously employed as the Chief Accountant for the Airport Authority (1995-2024) and was responsible for oversight of many of her current responsibilities as well as with the supervision of the finance department.

The logo features the letters 'ALB' in a bold, dark blue, sans-serif font. A stylized, curved graphic element in a dark red or maroon color is positioned behind the 'A', extending from the bottom left towards the top right, partially overlapping the 'A' and the 'L'.

ALBANY
INTERNATIONAL AIRPORT

DRAFT

New Business

Executive Session
Attorney-Client Privilege Matters