



M2
11/06/24

**Minutes of the Finance Committee Meeting
of the Albany County Airport Authority**

**ACAA Finance
Committee Approved
November 7, 2024**

September 11, 2024

Pursuant to notice duly given and posted, the Finance and Administration Committee meeting of the Albany County Airport Authority was called to order on Wednesday, September 11, 2024 at 12:30 p.m. in the Third Floor Conference Room in the Main Terminal at the Albany International Airport, Albany, New York by the Finance Committee Chair, Kevin Hicks, with the following present:

MEMBERS PRESENT

Kevin Hicks (Chair, Committee)
Sari O'Connor (Committee Member)
Tom Nardacci, (Committee Member)
Janet Thayer (ACAA Board Member)

MEMBERS ABSENT

STAFF

Peter F. Stuto, Chief Executive Officer
John A. O'Donnell, Chief Operating Officer
Michael Zonsius, Chief Financial Officer
Christine Quinn, Authority Counsel
Margaret Herrmann, Chief Accountant
Jenn Munger, Paralegal
Liz Charland, Administrative Services

ATTENDEES

Mike DeMasi, Albany Business Review
Donna Abbott-Vlahos, Albany Business Review
Steve Hughes, Times Union
Steve Smith, Avports
Cameron Sagan, Public Information Officer, Albany County
Andrew Mangini, The Martin Group
Michael Lalli, Albany County



1. Approve Minutes

Mr. Hicks moved to approve the January 23, 2024 Finance Committee minutes.

The motion was adopted unanimously.

2. Review of Proposed 2025 Budget

Mr. Zonsius presented the Proposed 2025 Budget. He advised he will have another Finance Committee meeting in October/November with final revisions requesting recommendation to send the 2025 Budget to the full board for approval at the November Board meeting.

3. Mr. Zonsius recommended authorization to execute one new Passenger Facility Charge Application, PFC24-06-C-00. He advised the projects included in this application include: Concourse A Modernization and Enhancements, Airfield Lighting Controls, Airport Stormwater & Resiliency Master Plan, Intrusion Detection System, Cargo Apron Rehabilitation, Runway 10/28 Rehabilitation, Runway 01/19 and South Perimeter Road Rehabilitation, Airport Sustainability Management Plan, Runway 28 RPZ Property Acquisition, and PFC Consulting Fees.

He also recommended authorization to amend/increase PFC Application 23-05-C-00 ALB by \$1,439,839. This project was for the Design and Construction of the Perimeter Gates and Fence Replacement and the scope of this project did not change.

Finally, he recommended authorization to amend/increase PFC Application 23-04-C-00 ALB by \$312,507. This project was the relocation of Escalators #22 and #23. Originally the escalators were to replace those in the ticketing lobby, however, that plan was changed with the new Terminal Connector Project, and now the escalators replaced those in Concourse B.

PFC Application: Authorization to Submit the following Passenger Facility Charge Application No. 6 will be presented at the next regular board meeting.

Mr. Hicks made a motion to go into executive session to discuss:

ES-1 – Matter Involving a Particular Person(s)

The motion was adopted unanimously.

There being no further business, the meeting was adjourned at 2:15 p.m.



ALBANY COUNTY AIRPORT AUTHORITY

FINANCE COMMITTEE

AGENDA

September 11, 2024

- 1. Acceptance of Minutes January 23, 2024**
- 2. Review of Proposed 2025 Budget**
- 3. PFC Application: Authorization to Submit the following Passenger Facility Charge Application No. 6**
- 4. Executive Session
ES-1 - Matter Involving a Particular Person(s)**



ALBANY COUNTY AIRPORT AUTHORITY

FINANCE COMMITTEE

AGENDA

September 11, 2024 @ 12:30 p.m.

- 1. Acceptance of Minutes: January 23, 2024**
- 2. Review of Proposed 2025 Budget**
- 3. PFC Application: Authorization to Submit the following Passenger Facility Charge Applications**
- 4. Executive Session**
ES-1 - Matter Involving a Particular Person(s)

NOTICE



Posted -
Website
Info Desk
A. Chauld

**ALBANY COUNTY AIRPORT AUTHORITY
PUBLIC COMMUNICATIONS COMMITTEE
MEETING NOTICE**

Notice is hereby given of the following Public Communications Committee Meeting of the Albany County Airport Authority:

The Albany County Airport Authority will hold a **Public Communications Committee** meeting on **Wednesday, September 11, 2024 at 11:00 a.m.** The meeting will be held in the 3rd Floor Conference Room located in the Main Terminal at the Albany International Airport, Albany, New York.

**ALBANY COUNTY AIRPORT AUTHORITY
CIC COMMITTEE
MEETING NOTICE**

Notice is hereby given of the following CIC Committee Meeting of the Albany County Airport Authority:

The Albany County Airport Authority will hold a **CIC Committee** meeting on **Wednesday, September 11, 2024 at 12:00 noon.** The meeting will be held in the 3rd Floor Conference Room located in the Main Terminal at the Albany International Airport, Albany, New York.

**ALBANY COUNTY AIRPORT AUTHORITY
FINANCE COMMITTEE
MEETING NOTICE**

Notice is hereby given of the following Finance Committee Meeting of the Albany County Airport Authority:

The Albany County Airport Authority will hold a **Finance Committee** meeting on **Wednesday, September 11, 2024 at 12:30 p.m.** The meeting will be held in the 3rd Floor Conference Room located in the Main Terminal at the Albany International Airport, Albany, New York.

**ALBANY COUNTY AIRPORT AUTHORITY
MEETING NOTICE**

Notice is hereby given of the following regular meeting of the Albany County Airport Authority:

The Albany County Airport Authority will hold its **regularly scheduled** meeting on **Monday, September 16, 2024 at 9:00 a.m.** The meeting will be held in the Conference Room on the 3rd Floor located in the Main Terminal at the Albany International Airport, Albany, New York.

EMPLOYMENT

timesunion.com **MONSTER**

timesunion.com/jobs

JOBS

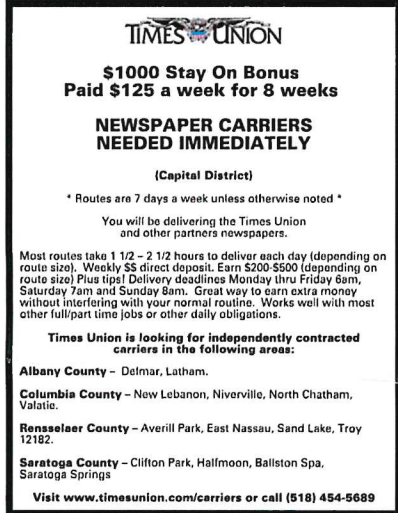
Publisher's Employment Notice:

All employment advertising in this newspaper is subject to section 296 of the human rights law which makes it illegal to advertise any preference, limitation, or discrimination based on race, color, creed, national origin, disability, marital status, sex, age, or arrest or conviction record, or an intention to make any such preference, limitation, or discrimination. Title 29, U.S. Code, Chap. 630, excludes the Federal Gov't. from the age discrimination provisions.

Blind Box Notice:

When replying to a box number, please indicate the box number from the ad and address the envelope as follows:
Ad #
Box 16020
Albany, N.Y. 12212

PART TIME



**\$1000 Stay On Bonus
Paid \$125 a week for 8 weeks**

**NEWSPAPER CARRIERS
NEEDED IMMEDIATELY**

(Capital District)

* Routes are 7 days a week unless otherwise noted *

You will be delivering the Times Union and other partners newspapers.

Most routes take 1 1/2 - 2 1/2 hours to deliver each day (depending on route size). Weekly \$5 direct deposit. Earn \$200-\$500 (depending on route size) Plus tips! Delivery deadlines Monday thru Friday 6am, Saturday 7am and Sunday 8am. Great way to earn extra money without interfering with your normal routine. Works well with most other full-part time jobs or other daily obligations.

Times Union is looking for independently contracted carriers in the following areas:

- Albany County - Delmar, Latham.
- Columbia County - New Lebanon, Niverville, North Chatham, Valatie.
- Rensselaer County - Averill Park, East Nassau, Sand Lake, Troy 12182.
- Saratoga County - Clifton Park, Halfmoon, Ballston Spa, Saratoga Springs

Visit www.timesunion.com/carriers or call (518) 454-5689



**AWARD-WINNING
JOURNALISM
EVERY WAY, ALL AT ONCE**

GET IT ALL - SUBSCRIBE TODAY AT TIMESUNION.COM/SUBSCRIBE



RIDE, READ, REPEAT.

STAY CONNECTED WHILE YOU RIDE

The Times Union and CDTA have teamed up to offer Unlimited Digital Access to timesunion.com while riding BusPlus.



SUPPORT LOCAL JOURNALISM.

SUBSCRIBE TODAY TIMESUNION.COM/SUBSCRIBE

LEGALS

Notice of Qualification of OKATREE MEZ-ZANNIE FUND (L) LP
App. for Auth. filed with Secy of State of NY (SSNY) on 09/03/24. Office location: Albany County, LP formed in Cayman Islands (C.I.) on 07/22/24. Duration of LP is Perpetual. SSNY designated as agent of LP upon whom process against it may be served. SSNY shall mail process to Corporation Service Co., 60 State St., Albany, NY 12207-2543. Name and addr. of each general partner are available from SSNY, C.I. addr. of LP: Walkers Corporate Limited, Cayman Corporate Center, 190 Elgin Ave., George Town, Grand Cayman, C.I. KY1-9008. Cert. of LP filed with Registrar of Partnerships, Ground Floor, Government Admin. Bldg., 133 Elgin Ave., George Town, Grand Cayman, C.I. KY1-9000. Purpose: Any lawful activity.

Notice of formation of PeLowe LLC
Articles of Organization filed with New York State Dept. of State on 05/19/2024. The County within this state in which the office of the limited liability company is located is in Albany. The Secretary of State shall mail process to the limited liability company at Brian Lowe, 350 Northern Blvd., STE 324, 1231 Albany, NY 12204, USA. Company is organized for managing, buying, selling, investing and developing properties such as land, residential homes and commercial buildings.

LEGALS

Notice of formation of Morgan Wolfe Enterprises, LLC
Articles of Organization filed with the Secy of State of NY (SSNY) on 08/07/24. Office in Albany County. SSNY has been designated as agent of the PLLC upon whom process against it may be served. SSNY shall mail process to the PLLC, 447 BROADWAY 2ND FL #518 NEW YORK, NY, 10013. Purpose: Any lawful purpose.

Notice of formation of SKYE D ROSS, LCSW, PLLC
Art. of Org. filed with the Secy of State of NY (SSNY) on 08/07/24. Office in Albany County. SSNY designated as agent of the LLC upon whom process against it may be served. SSNY shall mail process to the PLLC, 500 Post Road East, Suite 263, Westport, CT 06880. Purpose: Any lawful purpose.

Notice of formation of Gateway Science Center LLC
Art. of Org. filed with the Secy of State of NY (SSNY) on 7/24/24. Office location: County of Albany. SSNY has been designated as agent of the LLC upon whom process against it may be served. SSNY shall mail process against it may be served. SSNY shall mail process to the LLC, c/o Inception Services, Inc., 99 Washington Ave., Suite 605, Albany, NY 12241. Purpose: any lawful act.

LEGALS

going upstream LLC
Articles of Org. filed 08/08/24 SSNY Albany Co. SSNY designated agent for process & shall mail to ZebraBusiness Inc, 41 State St Suite 112, Albany, NY 12207. Any lawful purpose.

Hollis Hills Rentals LLC
filed w/ SSNY 8/9/24. Off. in Albany Co. Process served to SSNY - design as agt. of LLC & mailed to Accumeria LLC, 911 Central Ave, #101, Albany, NY 12206. Any lawful purpose.

JWH Real Estate LLC
filed w/ SSNY 8/28/24. Off. in Saratoga Co. Process served to SSNY - design as agt. of LLC & mailed to the LLC, 22 Hampton Cir., Mechanicville, NY 12116. Any lawful purpose.

LEGALS

STATE UNIVERSITY OF NEW YORK NOTICE TO BIDDERS

The State University of New York at Stony Brook University at the Long Island State Veterans Home (LISVH) will receive sealed bids for project number 091024BATHKHAUST, titled Facility-Wide Bathroom Exhaust Systems until 3:00pm local time on October, 30, 2024 at the Long Island State Veterans Home, 100 Patriots Road, Stony Brook, NY 11790 in the Purchasing Department of the East Pavilion, where such proposals will be publicly opened and read aloud. Proposals may be hand delivered or mailed to the above location and must be received at such time. Any proposals received, whether hand delivered or mailed, after the opening time will not be accepted and will be returned unopened to the Contractor. All work on this project is subject to New York State Prevailing Wages and Certified Payroll submission as per the New York State Department of Labor, PRC #202401275, and is to be completed within five (5) years, starting ten (10) calendar days after the contract approval date.

The main features of the work shall include, but not be limited to, Facility-Wide Bathroom Exhaust Systems as part of a Department of Health correction action plan (Base Bid) - furnish and install new exhaust fans and modify existing ductwork, Add Alternate 1: VRF Ductless Split System install on Unit 1D - furnish and install a VRF ductless split system in resident rooms in Unit 1D. The VRF system will replace existing PTAC units. Add Alternate 2: Facility-Wide Indoor Air Quality (IAQ) Ionization to address HVAC System Modifications for COVID-19 preparedness in conjunction with Center for Disease Control guidelines - furnish and install code compliant indoor air quality modifications that may include, but not limited to, bipolar ionization filtration systems integral to the existing room PTAC units along with room-mounted UV-C scrubbers. Add Alternate 3: Negative Pressure Units in Nursing Units 1A, 1B, 2A, 2B, 3A and 3B to address HVAC System Modifications for COVID-19 preparedness in conjunction with Center for Disease Control guidelines - furnish and install new air handlers to create negative pressure units within the Home. Add Alternate 4: Negative Pressure Units in Nursing Units 1C, 1D, 2C, 2D, 3C and 3D to address HVAC System Modifications for COVID-19 preparedness in conjunction with Center for Disease Control guidelines - furnish and install new air handlers to create negative pressure units within the Home.

Project Budget is approximately \$10,000,000.

Bidding and Contract Documents may be examined free of charge and obtained at the campus and at the following locations:

Long Island State Veterans Home
Michael Giambalvo, Director Purchasing
Long Island State Veterans Home
100 Patriots Road
Stony Brook, New York 11790
Phone: 631-444-8620
Email: michael.giambalvo@lisvh.org

A mandatory walk-thru is scheduled for Tuesday, September 24, 2024 at 10:00 a.m. local time, meeting at the front entrance lobby.

Please contact the Purchasing at 631-444-8620 or email michael.giambalvo@lisvh.org to confirm walk-thru attendance and directions to the walk-thru location. Failure to attend the conference will result in proposals not being accepted.

The Bid documents will be available for pickup at the walk-thru on Tuesday, September 24. The documents will be transferred/transmitted on a Flash Drive Only, with a complete hard set available for viewing at the Long Island State Veterans Home.

Contractor must have at least ten (10) years' experience with similar healthcare projects of this nature. Please provide a minimum of three (3) references included with proposal.

Bids must be submitted in duplicate in accordance with the instructions contained in the Information for Bidders. Security will be required for each bid in an amount not less than five (5) percent of the Total Bid. It is the policy of the State of New York and the State University of New York to ensure usage of Minority (MBE) and Women-Owned Business (WBE) enterprise participation in this project by contractors, subcontractors and suppliers, and all bidders are expected to cooperate in implementing this policy in order for the LISVH to be in compliance with the Governor's directive for increased participation of 20% (10% MBE, 10% WBE). A portion of the project funding is Veterans Administration related therefore requiring the completion and submission of Federal Debarment forms with each proposal. The State University of New York reserves the right to reject any or all bids.

In accordance with State Finance Law 139-f, Procurement Lobbying Law, all inquiries regarding this procurement must be made to Michael Giambalvo at 631-444-8620. Contacts made to other staff regarding this procurement may disqualify the firm and affect future procurement with government entities in the State of New York. Please refer to the Office of General Services website (<http://www.ogs.state.ny.us/about/regs/regulations/advisorycouncils/1139-f.htm>) for more information on this law.

It is the policy of the State of New York and the State University of New York to encourage minority business enterprise participation in this project by contractors, subcontractors and suppliers, and all bidders are expected to cooperate in implementing this policy. The State University of New York reserves the right to reject any or all bids.

Proposals are due by Wednesday, October 30, 2024 at 3 p.m.

Michael Giambalvo, Director Purchasing
Long Island State Veterans Home
100 Patriots Road
Stony Brook, New York 11790
Phone: 631-444-8620
Fax: 631-444-8578
Email: michael.giambalvo@lisvh.org

ALBANY COUNTY AIRPORT AUTHORITY

CIC COMMITTEE MEETING NOTICE

Notice is hereby given of the following CIC Committee Meeting of the Albany County Airport Authority:

The Albany County Airport Authority will hold a **CIC Committee meeting on Wednesday, September 11, 2024 at 12:00 noon.** The meeting will be held in the 3rd Floor Conference Room located in the Main Terminal at the Albany International Airport, Albany, New York.

ALBANY COUNTY AIRPORT AUTHORITY FINANCE COMMITTEE MEETING NOTICE

Notice is hereby given of the following Finance Committee Meeting of the Albany County Airport Authority:

The Albany County Airport Authority will hold a **Finance Committee meeting on Wednesday, September 11, 2024 at 12:30 p.m.** The meeting will be held in the 3rd Floor Conference Room located in the Main Terminal at the Albany International Airport, Albany, New York.

ALBANY COUNTY AIRPORT AUTHORITY MEETING NOTICE

Notice is hereby given of the following regular meeting of the Albany County Airport Authority:

The Albany County Airport Authority will hold its regular scheduled meeting on **Monday, September 16, 2024 at 9:00 a.m.** The meeting will be held in the Conference Room on the 3rd Floor located in the Main Terminal at the Albany International Airport, Albany, New York.

ADVERTISING FOR BIDS

Sealed bids for Project Nos. 47257-E, 47257-H, and 47257-E, comprising separate contracts for Construction Work, HVAC Work, and Electrical Work, Replace Floor Fan Coil Units, Building 60, Creedmoor Psychiatric Center, 8045 Winchester Boulevard, Queens Village (Queens County), NY, will be received by the Office of General Services (OGS), Design & Construction Group (DCG), Division of Contract Management, 35th Fl., Corning Tower, Empire State Plaza, Albany, NY 12242, on behalf of the Office of Mental Health, until 2:00 p.m. on Wednesday, October 9, 2024, when they will be publicly opened and read. Each bid must be prepared and submitted in accordance with the Instructions to Bidders and must be accompanied by a bid security (i.e., certified check, bank check, or bid bond in the amount of \$34,000 for E, \$75,600 for H, and \$24,000 for E).

All successful bidders will be required to furnish a Performance Bond and a Labor and Material Bond pursuant to Sections 136 and 137 of the State Finance Law, each for 100% of the amount of the Contract estimated to be between \$500,000 and \$1,000,000 for C, between \$2,000,000 and \$3,000,000 for H, and between \$500,000 and \$1,000,000 for E.

Designated staff are Kimberly Belden, Catherine Skaczkowski, Jessica Hoffman, and Pierre Alric in the Division of Contract Management, telephone (518) 474-0203, fax (518) 473-7852.

Pursuant to Public Buildings Law § 81(6), effective January 11, 2020, for any projects where the project design commenced on or after January 1, 2020 and for any contracts over \$5,000 for the work of construction, reconstruction, alteration, repair, or improvement of any State building, a responsible and reliable MBE-certified Minority or Women-Owned Business Enterprise that submits a bid within ten percent of the lowest bid will be deemed the apparent low bidder provided that the bid is \$1,028,283 or less, adjusted annually for inflation as of March 1, 2024. If more than one responsible and reliable MBE/E firm meets these requirements, the MBE/E firm with the lowest bid will be deemed the apparent low bidder.

Project commenced design on or after January 1, 2020. Not subject to provision XX Project commenced design on or after January 1, 2020. Subject to provision

The only time prospective bidders will be allowed to visit the job site to take field measurements and examine existing conditions of the project area will be at 11:00 a.m. on September 9, 2024. OGS Field Office, 6045 Winchester Boulevard, Building 73 Basement, Queens Village, NY. Phone the office of Justin Otto (914-419-5619) a minimum of 48 hours in advance of the date to provide the names of those who will attend the pre-bid site visit. Only contractors that schedule a visit at least 48 hours in advance will be allowed to participate in the pre-bid site visit.

Pursuant to New York State Executive Law Article 15-A and the rules and regulations promulgated thereunder, OGS is required to promote opportunities for the maximum feasible participation of New York State-certified Minority and Women-Owned Business Enterprises ("MWBEs") and the employment of minority group members and women in the performance of OGS contracts. All bidders are expected to cooperate in implementing this policy. OGS hereby establishes an overall goal of 30% for MWBE participation, 15% for Minority-Owned Business Enterprises ("MBE") participation and 15% for Women-Owned Business Enterprises ("WBE") participation (based on the current availability of qualified MBEs and WBEs) for the Construction Trade and the HVAC Trade, and an overall goal of 10% for MWBE participation, 5% for Minority-Owned Business Enterprises ("MBE") participation and 5% for Women-Owned Business Enterprises ("WBE") participation (based on the current availability of qualified MBEs and WBEs) for the Electrical Trade. The total contract goal can be obtained by utilizing any combination of MBE and/or WBE participation for subcontracting and supplies acquired under this Contract. Trades with 0% goals are encouraged to make "good faith efforts" to promote and assist in the participation of MWBEs on the Contract for the provision of services and materials.

Article 3 of the Veteran's Services Law provides for more meaningful participation in public procurement by certified Service-Disabled Veteran-Owned Businesses ("SDVOBs"). Bidders are expected to consider SDVOBs in the fulfillment of the requirements of the Contract. Such participation may be as subcontractors or suppliers, as protégés, or in other partnering or supporting roles. OGS hereby establishes overall goals for SDVOB participation under this contract as follows: 3% for the C Trade contractor, 6% for the E Trade contractor, and 3% for the H Trade contractor, based on the current availability of qualified SDVOBs. Trades with 0% goals are encouraged to make "good faith efforts" to promote and assist in the participation of SDVOBs on the Contract for the provision of services and materials.

The Bidding and Contract Documents for this Project are available for viewing, downloading, and Electronic Bidding from OGS Design & Construction's Electronic Bidding Service, Bid Express.

Registration along with viewing, downloading, and electronic bidding can be accessed at the following link: <http://www.bidexpress.com>

For questions about downloading of bid documents, please send an e-mail to support@bidexpress.com, or call the Bid Express toll-free number at (888) 352-2439.

For all other questions, please send an email to DCPlans@ogs.ny.gov, or call (518) 474-0203.

For additional information on this project, please use the link below and then click on the project number:
<https://online.ogs.ny.gov/dnc/contractor/Consultant/est/ESBPlans/AvailableIndex.jsp>

OGS Design & Construction Group

END OF INFORMATION

Liz Charland

From: Liz Charland
Sent: Thursday, September 5, 2024 8:26 PM
To: TU Legals
Subject: Account No. 061026000 - Pre-Approved - No Confirmation Required
Importance: High

Please publish one time ASAP. Let me know if you have any questions. Thank you. – Liz

**ALBANY COUNTY AIRPORT AUTHORITY
PUBLIC COMMUNICATIONS COMMITTEE
MEETING NOTICE**

Notice is hereby given of the following Public Communications Committee Meeting of the Albany County Airport Authority:

The Albany County Airport Authority will hold a **Public Communications Committee** meeting on **Wednesday, September 11, 2024 at 11:00 a.m.** The meeting will be held in the 3rd Floor Conference Room located in the Main Terminal at the Albany International Airport, Albany, New York.

**ALBANY COUNTY AIRPORT AUTHORITY
CIC COMMITTEE
MEETING NOTICE**

Notice is hereby given of the following CIC Committee Meeting of the Albany County Airport Authority:

The Albany County Airport Authority will hold a **CIC Committee** meeting on **Wednesday, September 11, 2024 at 12:00 noon.** The meeting will be held in the 3rd Floor Conference Room located in the Main Terminal at the Albany International Airport, Albany, New York.

**ALBANY COUNTY AIRPORT AUTHORITY
FINANCE COMMITTEE
MEETING NOTICE**

Notice is hereby given of the following Finance Committee Meeting of the Albany County Airport Authority:

The Albany County Airport Authority will hold a **Finance Committee** meeting on **Wednesday, September 11, 2024 at 12:30 p.m.** The meeting will be held in the 3rd Floor Conference Room located in the Main Terminal at the Albany International Airport, Albany, New York.

**ALBANY COUNTY AIRPORT AUTHORITY
MEETING NOTICE**

Notice is hereby given of the following regular meeting of the Albany County Airport Authority:

The Albany County Airport Authority will hold its regularly scheduled meeting on **Monday, September 16, 2024 at 9:00 a.m.** The meeting will be held in the Conference Room on the 3rd Floor located in the Main Terminal at the Albany International Airport, Albany, New York.

AGENDA ITEM NO. 1

**Minutes
January 23, 2024**



**Minutes of the Finance Committee Meeting
of the Albany County Airport Authority**

January 23, 2024

Pursuant to notice duly given and posted, the Finance and Administration Committee meeting of the Albany County Airport Authority was called to order on Monday, January 23, 2024 at 9:00 a.m. in the Third Floor Conference Room in the Main Terminal at the Albany International Airport, Albany, New York by the ACAA Board Chair Samuel A. Fresina, with the following present:

MEMBERS PRESENT

Kevin Hicks (Chair, Committee) – (Telephonic)
Thomas A. Nardacci (Committee Member)
Sari O’Connor (Committee Member)
Samuel A. Fresina, (Ex Officio)
Steven Heider (ACAA Board Member)
John-Raphael Pichardo (ACAA Board Member)
Janet Thayer (ACAA Board Member)

MEMBERS ABSENT

STAFF

Philip F. Calderone, Chief Executive Officer
Michael Zonsius, Chief Financial Officer
Christine Quinn, Authority Counsel
Liz Charland, Administrative Services
Connor Haskin, Airport Planner
Margaret Herrmann, Chief Accountant
John LaClair, Chief Engineer

ATTENDEES

Steven Smith, Communications Director, AvPorts
Cameron Sagan, Public Information Officer Albany County
Captain Steve Dorsey, ARFF AvPorts
Jim O’Brien, Manager Airport Operations
Kevin Butterfield, Albany County
Elizabeth Kalin, Albany County
David Montiverdi, AvPorts Operations Duty Manager
George Penn, Director of Operations, Albany County
Michael Lalli, Albany County



1. Approve Minutes

Ms. O'Connor moved to approve the October 5, 2023 Finance Committee minutes.

The motion was adopted unanimously.

2. Negotiate Terms of a Line of Credit - M&T Bank

Mr. Zonsius recommended authorization to negotiate the terms of a line of credit with M&T Bank, 327 Great Oaks Boulevard, Albany, New York 12203.

He advised the construction of the Terminal Connector Bridge in the amount of \$100M necessitates the establishment of a line of credit to meet cash flow needs during construction of this facility. Although the project is funded in its entirety by federal and state grants, grant funds are only received on a reimbursement basis after construction costs have been incurred and paid. Authority Staff contemplates that reimbursement of costs paid will approximate a two (2) month period. Accordingly, for the Authority to “bridge” the time period between when the costs are paid and grant funds are received, a \$30 million letter of credit is anticipated. The Authority solicited financial institutions for this \$30 million letter of credit in a public Request for Qualifications (RFQ) process on December 4, 2023. There were six (6) respondents to this RFQ opened on January 9, 2024 and after review of these proposals, M&T Bank is recommended as the financial institution that has the lowest borrowing cost. The line of credit, including all documents, will be requested for approval at the February 12, 2024 Board Meeting.

Mr. Nardacci moved to authorize the negotiations of the terms of a line of credit with M&T Bank, 327 Great Oaks Boulevard, Albany, New York 12203. The motion was adopted unanimously.

There being no further business, the meeting was adjourned at 9:10 a.m.



ALBANY COUNTY AIRPORT AUTHORITY

FINANCE COMMITTEE

AGENDA

January 23, 2024

- 1. Acceptance of Minutes: October 5, 2023**
- 2. Negotiate Terms of a Line of Credit - M&T Bank**

AGENDA ITEM NO. 2

**Review of Proposed 2025
Operating Budget**



September 9, 2024

ACAA Members
Peter Stuto, Esq.

Attached for your review is the first draft of Budget 2025. This draft was presented and discussed with the Signatory Airlines ("SA") on Monday, August 26. In accordance with the Use and Lease Agreement ("ULA"), the SA has thirty (30) days to review this draft and a second meeting is now scheduled for Monday, September 23rd. Subsequent to the second airline meeting, the second draft of Budget 2025 will be prepared. Historically, this second draft is then presented to the ACAA Finance Committee for review and approval recommendation to the full Board.

Certainly, the Board/Finance Committee can make any changes to this Budget 2025, I would respectfully request however, that any amendments be received prior to October 23rd to allow adequate time to incorporate said into the budget for presentation to the Finance Committee prior to the Board Meeting approving said on November 18th.

Staff, without qualification, welcomes any opportunity to provide further information and/or explanation of Budget 2025 to the Finance Committee and/or Board Members at any time.

Michael

BUDGET MESSAGE	DEPARTMENT / COST CENTER	DEBT SERVICE	CAPITAL IMPROVEMENT PROGRAM	RATES AND CHARGES	SUPPLEMENTAL INFORMATION
Department Overview		Position Count	Account Summary		Account Detail

	Actual 2023	Budget 2024	Projection 2024	Budget 2025
Airport Operating Revenues				
03 Airfield	\$6,469,881	\$11,712,088	\$12,791,286	\$12,575,299
07 Terminal	3,510,123	7,120,268	6,826,900	9,743,105
11 Ground Transportation	17,907,219	19,129,975	18,894,886	19,713,795
15 Concessions	9,544,485	9,653,379	9,413,685	9,509,223
23 Other	3,436,766	3,276,424	3,175,326	3,279,629
25 CARES/CHRSSA Act	5,093,917	-	-	-
	<u>45,962,391</u>	<u>50,892,135</u>	<u>51,102,084</u>	<u>54,821,051</u>
Airport Operating Expenses				
Salaries Expense	(10,665,713)	(12,886,585)	(12,499,130)	(14,351,657)
Other Employee Expenses	(5,334,119)	(6,736,418)	(5,830,016)	(6,684,301)
Utilities	(2,444,472)	(3,325,301)	(2,370,720)	(3,022,128)
Purchased Services	(6,521,264)	(7,733,576)	(9,938,000)	(10,249,028)
Material & Supplies	(5,732,033)	(5,804,525)	(5,660,705)	(6,351,784)
Office/Administration	(2,531,947)	(2,695,404)	(2,791,042)	(2,849,745)
Non-Capital Equipment	(415,736)	(915,650)	(509,342)	(911,000)
	<u>(33,645,284)</u>	<u>(40,097,461)</u>	<u>(39,598,955)</u>	<u>(44,419,644)</u>
	12,317,107	10,794,674	11,503,129	10,401,407
FBO Revenues				
	12,361,731	12,889,430	12,671,567	12,889,430
Cost of Good Sold (FBO)	<u>(5,882,583)</u>	<u>(5,733,158)</u>	<u>(5,474,783)</u>	<u>(5,733,158)</u>
	6,479,148	7,156,273	7,196,785	7,156,273
FBO Expenses				
Salaries Expense	(1,969,945)	(2,056,549)	(2,190,775)	(2,532,531)
Other Employee Expenses	(613,091)	(804,801)	(648,490)	(615,360)
Utilities	(117,476)	(102,087)	(103,919)	(106,337)
Purchased Services	(657,754)	(690,818)	(730,246)	(712,039)
Material & Supplies	(782,089)	(628,597)	(790,485)	(1,011,157)
Office/Administration	(354,293)	(346,435)	(455,862)	(364,717)
Non-Capital Equipment	(127,045)	(212,505)	(196,048)	(187,000)
	<u>(4,621,693)</u>	<u>(4,841,793)</u>	<u>(5,115,825)</u>	<u>(5,529,142)</u>
	1,857,455	2,314,480	2,080,960	1,627,131
Other Expenses	-	(800,000)	(99,072)	(800,000)
Other Income	9,035,127	6,750,600	7,275,984	6,884,300
Debt Service	(2,108,163)	(9,933,400)	(9,933,400)	(9,916,250)
Capital Expenditure	(20,442,783)	(143,296,004)	(33,000,000)	(118,667,480)
Contributed Capital	11,046,290	139,176,276	22,500,000	117,188,206
	<u>(2,469,528)</u>	<u>(8,102,528)</u>	<u>(13,256,488)</u>	<u>(5,311,224)</u>
	(2,469,528)	(8,102,528)	(13,256,488)	(5,311,224)
	<u>\$11,705,034</u>	<u>\$5,006,625</u>	<u>\$327,601</u>	<u>\$6,717,314</u>

Revenue Sharing provided to the Signatory Airlines is \$3,386,670 and \$2,437,129 for Projected 2024 and Budget 2025, respectively.

CARES Act funding is shown as an Airport Operating Revenue on this page only. Elsewhere in this document it will be shown as Other Income in Section 5.

BUDGET MESSAGE	DEPARTMENT / COST CENTER	DEBT SERVICE	CAPITAL IMPROVEMENT PROGRAM	RATES AND CHARGES	SUPPLEMENTAL INFORMATION
Department Overview		Position Count	Account Summary		Account Detail

		Actual 2023	Budget 2024	Projection 2024	Budget 2025
Operating Revenues					
03 Airfield					
01010	Landing Fees - Cargo/Signatory	3,639,824	8,430,000	9,365,401	8,908,510
01011	Landing Fees - Cargo/Non-Signatory	75,875	84,360	6,192	49,520
01012	Airfield Revenue Sharing	-	(667,907)	(677,334)	(487,426)
01021	Apron Parking Fees	695,886	990,524	900,067	1,040,910
01035	Glycol Disposal Fee	295,766	301,436	390,335	301,436
01050	Land Rental	300,918	443,911	420,226	363,074
01060	Building Rental	131,830	79,660	76,651	76,965
01065	NE Quad Cargo Facility	713,136	1,100,000	1,315,597	1,341,818
01070	Hangar Rental	586,881	920,104	917,407	950,492
03500	Tenant Maintenance	29,765	30,000	76,743	30,000
		6,469,881	11,712,088	12,791,286	12,575,299
07 Terminal					
02010	Airline Space Rental	464,277	6,039,209	5,924,783	7,464,389
02011	Rental of Boarding Bridges	684,897	882,672	835,343	928,886
02012	Baggage Claim Room	1,573,173	2,080,372	1,924,007	2,482,469
02013	Terminal Revenue Sharing	-	(2,671,629)	(2,709,336)	(1,949,703)
02020	Non-Airline Space Rental	171,298	156,135	197,921	185,018
02021	Non-Airline Space Fixed Rental	565,554	579,949	565,554	565,568
02025	Utility Reimbursement	37,380	24,000	36,478	36,920
02030	Non Signatory Per Turn Fee	9,394	9,000	6,173	9,000
03500	Tenant Maintenance	4,150	20,559	45,978	20,559
		3,510,123	7,120,268	6,826,900	9,743,105
11 Ground Transportation					
03010	Short Term Parking	1,216,098	1,282,500	1,043,875	1,072,800
03011	Long Term Parking	13,943,381	15,000,000	14,738,854	15,391,700
03013	Economy Parking	2,161,789	2,265,750	2,541,017	2,607,500
03014	Employee Parking	44,081	45,160	32,126	35,600
03015	Lost Card Fees-Employees	700	-	771	-
03017	Short & Over	491	-	554	-
03020	Contract Taxi	817	998	-	998
03021	Limousines	7,817	12,968	-	12,968
03022	Hotels	15,600	15,600	-	15,600
03024	Off-Airport Parking Facilities	156,683	171,000	192,126	208,600
03027	TNCs	359,763	336,000	345,563	368,030
		17,907,219	19,129,975	18,894,886	19,713,795
15 Concessions					
02051	Rental Car Concession	6,332,799	6,555,000	6,424,259	6,511,300
02052	Food & Beverage Concession	1,435,220	1,453,500	1,424,034	1,490,000
02053	Retail Concession	1,251,945	1,083,000	979,412	953,600
02054	Advertising	-	-	(7,371)	-
02056	Vending Machine Concession	18,452	19,208	14,277	14,900
02057	Baggage Cart Concession	15,782	14,000	15,647	14,900
02062	Operating Permits	334,683	351,072	413,367	348,420
02063	Internet & Cable Access	3,760	5,300	3,231	2,660
02064	ATM Income	20,971	14,000	14,522	14,598
02100	Telephone - Monthly Service	51,098	51,126	51,045	49,032
02105	Telephone - Monthly Usage	1,506	-	1,289	-
02200	Antennae Space Rentals	82,030	112,473	83,206	112,473
		9,548,245	9,658,679	9,416,916	9,511,883

BUDGET MESSAGE DEPARTMENT / COST CENTER DEBT SERVICE CAPITAL IMPROVEMENT PROGRAM RATES AND CHARGES SUPPLEMENTAL INFORMATION

Department Overview Position Count Account Summary Account Detail

	Actual 2023	Budget 2024	Projection 2024	Budget 2025
23 Other				
01055 Control Tower Rental	775,144	794,525	790,647	806,376
01070 Hanger Rental NYS Executive Hanger	1,123,083	1,123,083	1,123,083	1,123,083
01071 Hangar Maintenance NYS Executive H:	124,000	124,000	124,000	124,000
01075 Eclipse Hangar Rental	313,884	-	-	-
03040 Garage Space Rent	90,551	86,249	86,251	89,702
03050 Garage Kiosk Rent	21,600	21,600	21,600	21,600
03100 T-Hangar Rentals	153,068	186,360	167,424	176,328
03200 Tie Downs	2,306	1,586	1,633	1,586
03300 Industrial Park	544,757	631,365	603,753	617,937
03405 Utility Reimbursements	166,210	165,000	158,882	165,000
03410 Reimbursement of Property Taxes	50,284	25,357	26,985	25,357
03500 Tenant Maintenance	9,736	2,000	-	2,000
09001 Fingerprinting	37,299	25,000	43,374	39,000
09005 Miscellaneous Income	16,327	80,000	10,438	80,000
09007 Purchasing Proposals	170	-	-	-
09008 Ebay/Scrap/Equipment Sales	4,587	5,000	14,024	5,000
	<u>3,433,006</u>	<u>3,271,124</u>	<u>3,172,095</u>	<u>3,276,969</u>
	<u>\$40,868,474</u>	<u>\$50,892,135</u>	<u>\$51,102,084</u>	<u>\$54,821,051</u>

Draft 1 2025 Operating Budget
Amounts Subject to Change

Combined Operating Expenses by Account

	Actual 2023	Budget 2024	Projection 2024	Budget 2025
Airport Operating Expenses				
Salaries Expense				
11000 Salaries	9,544,897	11,697,940	11,097,400	13,268,474
11005 Part Time/Seasaonal Salaries	118,675	227,987	135,717	133,177
12010 Overtime 1.5	939,872	897,793	1,146,450	950,301
12020 Overtime 2.0	62,270	52,865	102,420	89,705
12030 Incentives	-	10,000	17,143	10,000
13000 Temporary Help	-	-	-	(100,000)
	<u>10,665,713</u>	<u>12,886,585</u>	<u>12,499,130</u>	<u>14,351,657</u>
Other Employee Expenses				
21000 Social Security	775,068	970,622	822,957	1,055,559
22000 Health Insurance	2,613,040	3,855,946	3,258,653	3,709,055
22105 Other Post Employment Benefits (OPI)	398,433	168,208	168,208	168,208
22200 Dental Insurance	39,412	44,429	41,100	44,429
22300 Health Insurance - Vision	7,759	5,901	6,442	6,647
23000 Health Insurance - AFLAC	5,982	6,499	2,674	6,499
24000 Medical Exams	26,685	20,100	32,250	46,100
24005 Physical Fitness Program	-	-	-	5,000
24010 Employee EAP Program	1,146	969	746	969
24015 Smoking Cessation Class	-	1,200	-	1,200
25000 Uniforms & Laundry	30,434	75,727	48,023	95,551
25005 Uniform Purchases	24,848	43,516	34,005	58,216
26010 Disability Insurance	178,735	125,231	183,915	199,309
26020 Unemployment Insurance	53,198	207,874	56,368	105,968
26030 Workers Compensation	406,798	534,333	417,461	485,682
29000 NYS Retirement	470,180	347,540	390,872	347,540
29001 TBI Retirement	302,400	328,323	366,342	348,370
	<u>5,334,119</u>	<u>6,736,418</u>	<u>5,830,016</u>	<u>6,684,301</u>
Utilities				
31000 Electric	1,811,100	2,499,250	1,566,377	1,971,250
33000 Natural Gas	273,778	378,366	310,772	378,366
34000 Sewer	36,761	71,500	135,106	161,500
35000 Water	146,503	99,550	150,869	183,550
36010 Telephone Charges-Local	11,176	14,300	11,299	14,300
36011 Telephone Charges-Long Distance	288	510	171	510
36012 Telephone - Sheriff	4,003	4,100	3,975	4,100
36015 Telephones-Monthly Service	16,839	14,835	17,986	14,835
36016 Telephones-Monthly Usage	22	100	31	100
36020 Telephone Repairs	40,369	78,150	55,065	114,385
36030 Telephone-Cellular	41,499	90,200	36,293	111,800
36032 Internet Access	58,141	62,280	66,141	46,596
36060 Cable Television	3,993	12,160	16,635	20,836
	<u>2,444,472</u>	<u>3,325,301</u>	<u>2,370,720</u>	<u>3,022,128</u>
Purchased Services				
41010 Financial Services	100,501	250,000	178,658	250,000
42010 Airport Liability Insurance	143,355	164,254	166,270	164,254
42020 Automotive Insurance	79,983	78,729	90,182	78,729
42041 Environmental Liability	35,550	49,312	35,350	49,312
42045 Builders Risk	19,570	25,000	11,025	25,000
42060 Property Insurance	278,460	293,212	356,462	383,672
42065 Crime Insurance	8,152	8,967	8,152	8,967
42070 Public Official Liability	43,051	47,356	43,051	47,356
42075 Violent and Malicious Acts	15,971	17,122	16,341	17,122
42080 Cyber Liability Insurance	50,035	55,039	49,232	55,039
42090 Fiduciary Liability	-	2,982	-	2,982
42093 Agency Fee	53,991	65,000	53,439	65,000
42095 Insurance Claims	13,867	15,500	-	15,500
43000 Legal Services	73,401	50,000	58,719	50,000

1
2
3
4
5
6
7
8
9
10
11
12
13
14
15
16
17
18
19
20
21
22
23
24
25
26
27
28
29
30
31
32
33
34
35
36
37
38
39
40
41
42
43
44
45
46
47
48
49
50
51
52
53
54

Combined Operating Expenses by Account

	Actual 2023	Budget 2024	Projection 2024	Budget 2025
Purchased Services				
44000 Public Safety	2,712,529	2,790,541	3,171,374	3,027,041
44005 Outside Security Services	872,375	775,545	2,761,165	2,483,894
44010 Armored Car Service	5,007	4,356	5,797	6,000
44015 Safety Program	-	-	189	-
44030 Employee Shuttle Service	26,250	12,502	47,143	12,502
45000 Janitorial Services	801,065	844,168	1,008,602	1,311,668
45010 Refuse Removal Services	88,204	81,815	102,735	144,815
46010 Public Relations	111,191	103,500	200,584	104,000
46012 Artistic Exhibits	77,086	101,675	87,713	121,675
46015 Advertising	12,588	150,000	48,001	150,000
46020 Passenger Information Booth	128,373	132,000	128,373	132,000
47000 Special Studies	133,275	118,000	88,835	99,500
47010 GIS Services	13,106	24,000	3,209	24,000
49005 Appraisal	-	25,000	-	25,000
49010 Architectural Services	8,860	-	-	-
49015 Consultant	69,188	48,000	60,321	48,000
49020 Engineering Services	37,189	150,000	135,209	196,000
49040 Professional Management	493,750	700,000	671,429	700,000
49060 Code Enforcement	(8,371)	50,000	28,522	50,000
49070 Other Professional Services	23,712	500,000	321,919	400,000
	<u>6,521,264</u>	<u>7,733,576</u>	<u>9,938,000</u>	<u>10,249,028</u>

Draft 1 2025 Operating Budget
Amounts Subject to Change

Combined Operating Expenses by Account

	Actual 2023	Budget 2024	Projection 2024	Budget 2025
Material & Supplies				
36035 Radio Communications	517	-	1,616	-
51010 Fencing	207	8,000	21,027	8,000
51011 Airfield Lighting	96,233	110,000	140,268	110,000
51013 Runway Repairs	-	-	271,262	-
51014 Pavement Repairs-DO NOT USE	-	7,500	-	7,500
51015 Apron Maintenance	66,735	59,000	119,712	59,000
51016 Runway Painting	23,303	25,000	24,419	25,000
51017 Airfield Shop Supplies	30,094	22,500	20,029	22,500
51018 Airfield Shop Tools	2,228	-	-	-
51019 Snow Removal Supplies	299,525	370,000	22,848	370,000
51020 Rubber Removal	49,779	90,000	85,335	90,000
51030 EMS Supplies	16,196	4,800	4,338	31,425
51031 ARFF Supplies	78,761	88,195	68,857	95,393
51032 Hazardous Material Supplies	5,136	6,000	326	6,000
51033 ARFF Foam	-	5,850	-	5,850
51052 Wastewater Conveyance	7,500	7,500	8,571	7,500
51053 Electric	135,152	200,000	118,012	200,000
51054 Sewer District Charges	5,000	5,000	-	5,000
51055 Water District Charges	23,220	25,000	30,796	25,000
51057 System Maintenance & Repairs	273,039	220,000	326,874	220,000
52010 Alarm & PA System	127,810	83,500	132,509	88,500
52012 Card Access System	108,738	100,000	65,543	120,000
52013 CCTV Repair	50,477	60,000	84,027	110,000
52014 Key Access System	1,894	12,500	-	13,000
52020 Baggage System	47,441	45,000	48,856	50,000
52031 Electrical Repair & Supplies	401,991	297,250	254,994	297,250
52032 Elevator Repair & Supplies	122,728	115,000	25,784	125,000
52033 HVAC	187,100	160,500	87,716	237,500
52034 Roof	15,042	25,000	3,665	29,000
52035 Plumbing Repair & Supplies	92,872	119,000	129,029	157,000
52036 Automatic Door Repair & Supplies	8,396	12,000	14,626	14,000
52037 Pest Control	41,590	48,154	62,247	88,966
52040 Fire Equipment Services	9,540	8,376	332	12,803
52041 Fire Equipment Testing	3,921	4,328	4,470	8,025
52050 US Customs	749	1,000	1,499	1,000
52051 Control Tower Maintenance	294,232	280,000	499,740	500,000
52055 Cargo Building Maintenance	11,073	80,000	104,452	80,000
52059 Storage Space Rental	14,135	7,500	6,255	7,500
52060 Building Maintenance	809,877	677,000	819,210	803,550
52061 Building Materials	6,267	-	2,441	-
52062 Janitorial Supplies	252,606	221,122	192,705	348,122
52063 Window Washing	47,738	66,000	52,960	171,600
52071 ID Tags	32,973	37,000	25,380	38,000
52075 Advertising Displays	7,753	-	-	-
52080 Sign Expense	29,105	1,500	30,512	8,000
52090 Flight Information Displays	18,819	34,100	(25,080)	29,950
53010 Landscaping	317,380	203,500	85,667	55,500
53020 Fencing	-	1,000	-	1,000
53030 Pavement Repairs	87,190	90,000	4,618	80,000
53040 Sign Repairs	79,774	12,500	42,548	5,000
53041 Traffic Light Repairs	840	5,000	-	5,000
53045 Catch Basin Maintenance	1,018	10,000	506	10,000
53048 Snow Removal Supplies	62,178	125,000	83,927	130,000
53050 Snow Removal Contract Svces	185,994	378,000	173,619	278,000
53051 NYS Police Hangar Maintenance	124,000	125,000	288,876	125,000
53060 Dump Fees - Landfill	4,546	9,000	1,835	9,000
53070 Hazardous Waste Management	1,061	6,600	-	6,600
53071 Wildlife Hazard Management	35,039	35,000	65,496	35,000
53078 Liquid Waste Disposal	5,584	-	6,917	-
53085 Land Lease	15,435	15,435	15,435	15,435

Combined Operating Expenses by Account

	Actual 2023	Budget 2024	Projection 2024	Budget 2025
Material & Supplies				
53090 T-Hangar Maintenance	57,433	30,000	58,395	30,000
54010 Gasoline	114,450	125,000	111,690	150,000
54011 Diesel Fuel	124,396	190,000	149,137	10,000
54012 Oil / Grease	22,326	28,500	20,595	28,500
54013 Vehicle/Equipment Tires	84,295	82,000	50,850	100,000
54015 CNG	4,198	10,000	312	10,000
54021 Vehicle Repair & Maintenance	68,153	128,000	81,974	128,000
54022 Vehicle Communication Equipment	4,219	10,000	1,860	15,000
54030 General Equipment Repair & Mainten.	153,190	157,815	171,729	177,815
54040 Heavy Equipment Maintenance	50,121	80,000	84,827	80,000
54045 ARFF Vehicle Repair & Maintenance	20,731	20,000	60,446	60,000
54050 Snow Equipment Repair & Maintenan	161,164	110,000	139,196	110,000
54060 Mower Repair & Maintenance	25,158	17,000	19,873	20,000
54070 Vehicle Shop Tools & Supplies	64,666	50,000	52,217	50,000
	5,732,033	5,804,525	5,660,705	6,351,784
Office/Administration				
55010 Office Equipment Rental	11,725	15,478	15,508	11,803
55011 Copy Machine Use	-	1,700	-	1,700
55012 Office Equipment Service Agreement	8,060	9,698	17,174	8,773
55013 Office Equipment Repairs	357	-	129	-
55014 Computer Systems	68,045	64,300	42,938	70,300
55015 Hardware/Software Maint Support	481,721	601,068	617,530	632,061
55016 Computer Equipment	144,483	223,388	149,809	289,050
55020 Office Furniture & Fixtures	7,260	53,150	16,409	54,000
55030 Printed Forms & Letterhead	498	2,800	1,191	2,900
55031 Parking Ticket Stock	5,324	14,000	-	8,500
55032 Printing Outside Services	15,807	20,000	9,955	20,000
55040 Postage	4,131	9,000	3,909	9,000
55041 Express Mail	962	2,000	525	2,000
55050 Reference Materials	1,288	1,700	1,617	4,350
55060 Office Supplies	30,838	32,765	26,858	37,300
55070 Payroll Services	30,193	42,500	32,826	42,500
66000 Dues & Subscriptions	83,744	55,656	77,643	57,685
66002 A.A.A.E. Memberships	-	650	-	-
66006 NY Airport Managers Association	-	-	10,286	-
66010 Training / Travel	93,075	160,101	153,169	212,372
66011 Authority Board Travel & Education	-	500	-	500
66012 Authority Management Travel & Educa	21,142	28,600	44,619	28,600
66013 Function Refreshments	4,882	15,000	15,429	15,000
66014 Outside Functions	-	2,000	32	2,000
66020 Tuition Reimbursement	2,576	2,500	-	2,500
66030 Advertising - Public Meetings	23,572	30,000	6,289	30,000
66040 License & Permits	2,445	3,850	189	3,850
66050 Property Taxes	47,096	38,000	25,807	38,000
66060 Credit Card Service Charges	685,112	688,000	900,550	688,000
66061 EZ Pass Fees	157,918	165,000	135,600	165,000
66062 Bank & Paying Agent Fees	28,285	12,000	50,834	12,000
66070 COVID Related Expenses	51	-	93	-
66080 Airline Incentive Expenses	571,357	400,000	434,124	400,000
	2,531,947	2,695,404	2,791,042	2,849,745
Non-Capital Equipment				
	415,736	915,650	509,342	911,000
	\$33,645,284	\$40,097,461	\$39,598,955	\$44,419,644

BUDGET MESSAGE	DEPARTMENT / COST CENTER	DEBT SERVICE	CAPITAL IMPROVEMENT PROGRAM	RATES AND CHARGES	SUPPLEMENTAL INFORMATION
----------------	--------------------------	--------------	-----------------------------	-------------------	--------------------------

FBO Revenue and Expense by Department

	Dep 60 Commercial	Dept 61 General Aviation	Dep 69 Administration	Total Budget 2024
01510 Jet A Fuel Sales	-	7,450,000	-	7,450,000
01511 AvGas Fuel Sales	-	424,350	-	424,350
01512 Auto Gas Fuel Sales	95,000	-	-	95,000
01513 Diesel Fuel Sales	200,000	-	-	200,000
01514 AvGas Fuel Sales-Commercial	20,000	-	-	20,000
01520 Into Plane Revenues	810,000	-	-	810,000
01521 Fuel Farm Revenues	916,500	-	-	916,500
01530 GA Landina Fees	-	340,000	-	340,000
01535 GA Parkina Fees	-	550,000	-	550,000
01540 Deicina Tvppe I - Spraved	764,500	-	-	764,500
01540 Deicina Services-GA Retail	-	109,100	-	109,100
01541 Deicina Tvppe I - Consortium	440,550	-	-	440,550
01542 Deicina Tvppe IV - Spraved	66,950	-	-	66,950
01543 Deicina Tvppe IV - Consortium	118,350	-	-	118,350
01545 Properties	-	449,130	-	449,130
01550 Customer Services	-	135,000	-	135,000
	<u>3,431,850</u>	<u>9,457,580</u>	-	<u>12,889,430</u>
51101 Fuel Costs - Jet A	-	(3,740,000)	-	(3,740,000)
51102 Jet A Discounts	-	(300,000)	-	(300,000)
51103 Fuel Costs - AvGas	-	(320,850)	-	(320,850)
51105 Fuel Costs - Auto Gas	(72,000)	-	-	(72,000)
51107 Fuel Costs - Diesel	(150,000)	-	-	(150,000)
51108 Fuel Costs-AvGas Commercial	(15,000)	-	-	(15,000)
51110 Deicina Tvppe I - Spraved	(530,618)	-	-	(530,618)
51111 Deicina Tvppe I - Constortium	(440,550)	-	-	(440,550)
51112 Deicina Tvppe IV - Spraved	(43,790)	-	-	(43,790)
51113 Deicina Tvppe IV - Consortium	(118,350)	-	-	(118,350)
51125 Oil	-	(1,000)	-	(1,000)
51126 TKS	-	(1,000)	-	(1,000)
	<u>(1,370,308)</u>	<u>(4,362,850)</u>	-	<u>(5,733,158)</u>
	2,061,543	5,094,730	-	7,156,273
Salaries Expense	(778,168)	(1,302,323)	(452,040)	(2,532,531)
Other Employee Expenses	(180,542)	(293,366)	(141,452)	(615,360)
Utilities	(17,912)	(83,410)	(5,015)	(106,337)
Purchased Services	(117,480)	(196,875)	(397,684)	(712,039)
Material & Supplies	(726,275)	(284,882)	-	(1,011,157)
Office/Administration	-	(293,200)	(71,517)	(364,717)
Non-Capital Equipment	-	(89,000)	(98,000)	(187,000)
Other Expenses	-	-	-	-
	<u>\$ 241,166</u>	<u>\$ 2,551,674</u>	<u>\$ (1,165,709)</u>	<u>\$ 1,627,131</u>

Draft 1 2025 Operating Budget
Amounts Subject to Change

Combined Operating Expenses by Account

	Actual 2023	Budget 2024	Projection 2024	Budget 2025
FBO Expenses				
Cost of Good Sold (FBO)				
51101 Fuel Costs - Jet A	\$3,451,613	\$3,740,000	\$3,373,940	\$3,740,000
51102 Jet A Discounts	184,836	300,000	190,463	300,000
51103 Fuel Costs - AvGas	341,617	320,850	351,649	320,850
51104 AvGas Discounts	11,274	-	11,131	-
51105 Fuel Costs - Auto Gas	64,494	72,000	59,799	72,000
51107 Fuel Costs - Diesel	132,192	150,000	147,648	150,000
51108 Fuel Costs-AvGas Commercial	18,193	15,000	13,753	15,000
51110 Deicing Type I - Sprayed	552,068	530,618	381,886	530,618
51111 Deicing Type I - Constortium	817,168	440,550	655,102	440,550
51112 Deicing Type IV - Sprayed	102,524	43,790	38,954	43,790
51113 SAF	154,971	118,350	210,090	118,350
51125 Oil	2,542	1,000	4,110	1,000
51126 TKS	918	1,000	-	1,000
51127 Customs Garbage Disposal	48,175	-	36,257	-
	<u>5,882,583</u>	<u>5,733,158</u>	<u>5,474,783</u>	<u>5,733,158</u>
Salaries Expense				
11000 Salaries	1,703,442	1,808,524	1,947,357	2,280,507
12010 Overtime 1.5	266,502	248,025	243,418	252,024
	<u>1,969,945</u>	<u>2,056,549</u>	<u>2,190,775</u>	<u>2,532,531</u>
Other Employee Expenses				
21000 Social Security	147,500	135,268	180,017	193,433
22000 Health	400,355	577,932	275,342	331,311
22200 Dental Insurance	-	1,974	-	1,974
24000 Medical Exams	990	1,500	1,800	1,500
25000 Uniforms & Laundry	3,182	15,650	3,763	5,650
25005 Uniform Purchases	25,257	24,091	31,592	26,124
26010 NYS Disability	5,194	4,218	2,180	4,218
26020 Unemployment Insurance	12,798	28,768	15,996	29,651
29001 Retirement	17,814	15,400	27,533	21,500
	<u>613,091</u>	<u>804,801</u>	<u>538,223</u>	<u>615,360</u>
Utilities				
31000 Electric	72,989	63,000	54,764	63,000
33000 Natural Gas	31,260	26,800	37,528	26,800
35000 Water	3,648	2,000	3,544	2,000
36010 Telephone Charges-Local	-	175	-	175
36011 Telephone Charges-Long Distance	-	195	-	195
36020 Telephone Repairs	1,631	-	-	-
36033 Wireless	3,223	2,857	3,300	2,857
36035 Radio Communications	426	450	759	4,700
36060 Cable Television	4,298	6,610	4,023	6,610
	<u>117,476</u>	<u>102,087</u>	<u>103,919</u>	<u>106,337</u>
Purchased Services				
42010 Airport Liability	177,329	180,684	207,065	180,684
42041 Environmental Liability	45,725	47,433	48,922	47,433
42060 Property Insurance	23,144	63,000	28,072	84,221
42095 Insurance Claims	5,000	5,000	5,143	5,000
45000 Janitorial Services	59,902	61,151	78,325	61,151
45010 Refuse Removal Services	3,620	2,650	3,550	2,650
46010 Public Relations	42,000	42,000	42,000	42,000
49020 Engineering Services	-	-	3,429	-
49030 Inspection Services	5,075	-	-	-
49040 Professional Management	295,960	288,900	291,998	288,900
	<u>657,754</u>	<u>690,818</u>	<u>708,504</u>	<u>712,039</u>
Material & Supplies				
52010 Alarm & PA Systems	2,296	7,500	2,914	7,500
52031 Electrical Repairs & Supplies	22,663	11,700	15,892	11,700

Combined Operating Expenses by Account

	Actual 2023	Budget 2024	Projection 2024	Budget 2025
Material & Supplies				
52032 Elevator Repairs & Supplies	4,070	3,500	1,121	3,500
52033 HVAC	19,600	27,000	9,549	27,000
52034 Roof	3,345	3,500	-	3,500
52035 Plumbing Repairs & Supplies	3,565	5,500	1,356	5,500
52036 Automatic Door Repairs & Supplies	853	2,000	-	2,000
52037 Pest Control	766	800	658	800
52060 Building Maintenance	45,498	42,840	40,454	42,840
52062 Janitorial Supplies	12,271	27,000	11,054	22,000
52063 Window Washing	2,797	2,066	11,701	2,066
52080 Sign Expense	-	-	1,454	-
53040 Sign Expense	280	-	-	-
53078 Liquid Waste Disposal	14,258	38,000	12,112	38,000
54010 Gasoline	8,564	12,000	7,909	12,000
54011 Diesel Fuel	77,310	70,000	67,222	70,000
54012 Oil/Grease	1,911	-	-	-
54013 Vehicles/Equipment Tires	6,772	21,000	24,120	21,000
54021 Vehicle Repair & Maintenance	3,078	3,500	3,754	4,500
54022 Vehicle Communications Equipment	-	1,000	-	1,000
54030 General Equipment Repair/Maint	190,859	80,415	104,725	169,775
54031 Quality Control Equipment	3,946	7,000	8,678	38,000
54040 Heavy Equipment Maintenance	98,135	131,500	58,291	111,500
54070 Vehicle Shop Tools & Supplies	22,693	3,000	21,105	3,000
54075 Fuel Truck Lease	236,562	127,776	386,414	413,976
	782,089	628,597	790,485	1,011,157
Office/Administration				
55010 Office Equipment Rental	1,781	1,400	2,388	6,000
55011 Copy Machine Use	250	-	-	-
55012 Office Equipment Service Agreements	1,581	500	2,038	2,000
55014 Computer Systems	374	2,750	2,175	3,000
55015 Hardware/Software Maint Agreement	9,373	13,285	14,735	14,817
55016 Computer Equipment	2,290	1,600	-	5,700
55020 Office Furniture & Fixtures	62	-	686	-
55030 Printed Forms/Letterhead	977	200	674	1,500
55041 Express Mail	75	-	-	-
55060 Office Supplies	5,702	15,000	5,864	15,000
55070 Payroll Services	23,497	19,000	13,636	19,000
66000 Dues & Subscriptions	19,148	18,200	35,417	18,200
66010 Training / Travel	13,888	9,500	8,318	9,500
66015 Incentives	39,068	40,000	48,832	45,000
66016 GA Special Events	-	-	63,362	-
66060 Credit Card Service Charges	236,226	225,000	260,059	225,000
	354,293	346,435	458,185	364,717
Non-Capital Equipment				
	127,045	212,505	196,048	187,000
	\$10,504,276	\$10,574,950	\$10,460,921	\$11,262,299

BUDGET MESSAGE	DEPARTMENT / COST CENTER	DEBT SERVICE	CAPITAL IMPROVEMENT PROGRAM	RATES AND CHARGES	SUPPLEMENTAL INFORMATION
Department Overview		Position Count	Account Summary		Account Detail

	Actual 2023	Budget 2024	Projection 2024	Budget 2025	
Other Nonoperating Revenue					
07010	Investments Earnings - Savings	1,944,868	600,000	2,147,235	600,000
07030	Investment Earnings - Capital	426,478	200,000	624,794	200,000
07040	Interest Earnings - GASB 87	0	0	0	0
71000	Improvement Charges	368,400	368,400	368,400	368,400
71005	Customer Facility Charge Revenues	0	0	0	0
71100	Federal Airport Security Grant	138,700	138,700	87,422	138,700
71200	TSA LEO Reimbursement	0	0	0	0
71300	Federal Emergency Disaster Relief	5,093,917	0	0	0
71400	Insurance Recoveries	335,000	0	55,202	0
71500	Investment Income	0	0	0	0
71600	Air Service Development	0	0	0	0
71913	Current Year TSA Grants	122,363	0	351,460	0
79500	Passenger Facility Charges	5,699,318	5,443,500	3,641,472	5,577,200
		\$14,129,044	\$6,750,600	\$7,275,984	\$6,884,300

Draft 1 2025 Operating Budget
Amounts Subject to Change

1
2
3
4
5
6
7
8
9
10
11
12
13
14
15
16
17
18
19
20
21
22
23
24
25
26
27
28
29
30
31
32
33
34
35
36
37
38
39
40
41
42
43
44
45
46
47
48
49
50
51
52
53
54

BUDGET MESSAGE	DEPARTMENT / COST CENTER	DEBT SERVICE	CAPITAL IMPROVEMENT PROGRAM	RATES AND CHARGES	SUPPLEMENTAL INFORMATION
Department Overview		Position Count	Account Summary		Account Detail

	Actual 2023	Budget 2024	Projection 2024	Budget 2025	
Other Nonoperating Expense					
78015	Principal - 2017 A Refunding Bonds	-	830,000	830,000	870,000
78016	Principal - 2017 B Refunding Bonds	-	280,000	280,000	290,000
78018	Principal - 2018 B Revenue Bond	-	435,000	435,000	455,000
78019	Principal - 2019 A Revenue Bond	-	185,000	185,000	190,000
78020	Principal - 2020 A Revenue Bond	-	405,000	405,000	420,000
78021	Principal - 2020 B Revenue Bond	-	5,145,000	5,145,000	5,400,000
79015	Interest - 2017 A Refunding Bonds	133,630	153,375	153,375	111,875
79016	Interest - 2017 B Refunding Bonds	122,618	116,525	116,525	102,525
79017	Interest - 2018 A Revenue Bond	597,409	738,500	738,500	738,500
79018	Interest - 2018 B Revenue Bond	233,305	299,000	299,000	277,250
79019	Interest - 2019 A Revenue Bond	250,071	370,750	370,750	363,350
79020	Interest - 2020 A Revenue Bond	115,538	164,500	164,500	144,250
79021	Interest - 2020 B Revenue Bond	655,593	810,750	810,750	553,500
		\$2,108,163	\$9,933,400	\$9,933,400	\$9,916,250

Draft 1 2025 Operating Budget
Amounts Subject to Change

BUDGET MESSAGE	DEPARTMENT / COST CENTER OVERVIEW	DEBT SERVICE	CAPITAL IMPROVEMENT PROGRAM	RATES AND CHARGES	SUPPLEMENTAL INFORMATION
----------------	-----------------------------------	--------------	-----------------------------	-------------------	--------------------------

Department Overview	Position Count	Account Summary	Account Detail
---------------------	----------------	-----------------	----------------

Contributed Capital

00911		Contributed Capital - FAA			
AIP147-21	MFZ-FAA Discretionary - Equipment Purchases (90 Fed and 5 Sta	1	1,537,635	1,537,635	
AIP147-21	MFZ--MFZ-FAA Discretionary - Equipment Purchases	1	(954,635)	(954,635)	583,000
AIP148-21	MFZ-FAA AIP148 - Bldg. #101 Terminal Security Checkpoint	1	12,113,224	12,113,224	12,113,224
AIP152-24	MFZ-AIP152-24-01 Terminal Concourse A - Discretionary (inc 2 F	1	10,600,000	10,600,000	
AIP152-24	MFZ-AIP152-24-01 Terminal Concourse A - Discretionary (inc 2 F	1	(6,000,000)	(6,000,000)	4,600,000
AIP153-24	MFZ-FAA Entitlement - Rehabilitate Rwy 01/19 8,500 'x 150' Desig	1	9,326,858	9,326,858	9,326,858
AIP15X-24	MFZ-FAA BIL AIP15X-24 - Bldg. #101 Terminal Security Checkpoint	1	28,551,945	28,551,945	
AIP15X-24	MFZ-FAA Supplemental Discretionary - Airport Sustainability Manag	1	449,303	449,303	
AIP15X-24	MFZ-FAA Entitlement - Rwy 28 RPZ Property Acquisition	1	27,000	27,000	29,028,248
AIP15X-25	MFZ-FAA Entitlement/Discretionary (GA Apron, Environmental/Vet	1	6,780,000	6,780,000	6,780,000
ATP15X-25	MFZ-FAA ATP Grant for Terminal Transformer Project	1	6,000,000	6,000,000	6,000,000
PFC22-05	MFZ-PFC22-05 Fund Drawdown - PFC Administration	1	170,000	170,000	
PFC22-05	MFZ-PFC22-05 Fund Drawdown - Two (2) Airfield Brooms	2	550,000	1,100,000	
PFC22-05	MFZ-PFC24-05 Fund Drawdown - Amendment - Perimeter Gate a	1	1,412,507	1,412,507	2,682,507
PFC24-04	MFZ-PFC24-04 Fund Drawdown - Amendment - Terminal Escalat	1	312,507	312,507	312,507
PFC24-06	MFZ-PFC24-06 Fund Drawdown - Airfield Lighting Controls	1	215,000	215,000	
PFC24-06	MFZ-PFC24-06 Fund Drawdown - Airport Stormwater & Resilency	1	500,000	500,000	
PFC24-06	MFZ-PFC24-06 Fund Drawdown - Cargo Apron Rehabilitation	1	1,683,312	1,683,312	
PFC24-06	MFZ-PFC24-06 Fund Drawdown - Intrusion Detection System	1	600,000	600,000	
PFC24-06	MFZ-PFC24-06 Fund Drawdown - Concourse A Modernization an	1	14,400,000	14,400,000	
PFC24-06	MFZ-PFC24-06 Fund Drawdown - Runway 10/28 Rehabilitation &	1	396,935	396,935	
PFC24-06	MFZ-PFC24-06 Fund Drawdown - Runway 1/19 Rehabilitation ar	1	698,450	698,450	
PFC24-06	MFZ-PFC24-06 Fund Drawdown - Airport Sustainability Managerr	1	25,000	25,000	
PFC24-06	MFZ-PFC24-06 Fund Drawdown - Runway 28 RPZ Property Acqu	1	1,500	1,500	
PFC24-06	MFZ-PFC24-06 Fund Drawdown - PFC Consulting Fees	1	70,000	70,000	18,590,197
R&R	MFZ-Repair & Replacement Fund Terminal - Elevator 2&3: 5 stor	1	500,000	500,000	500,000
RESERVE RESERVE	MFZ-Reserve Terminal Concourse A	1	1,742,000	1,742,000	
RESERVE RESERVE	MFZ-PFC Fund	1	3,000,000	3,000,000	4,742,000
		0			\$ 95,258,541

BUDGET MESSAGE	DEPARTMENT / COST CENTER OVERVIEW	DEBT SERVICE	CAPITAL IMPROVEMENT PROGRAM	RATES AND CHARGES	SUPPLEMENTAL INFORMATION
----------------	-----------------------------------	--------------	-----------------------------	-------------------	--------------------------

Department Overview	Position Count	Account Summary	Account Detail
---------------------	----------------	-----------------	----------------

Contributed Capital

00912 Contributed Capital - State

	MFZ-NYS 2024 Local Share, various grantsRehab Rwy 10-28, 5%	1	396,935	396,935
	MFZ-NYS 2025 Local Share, Rwy 1-19, 5% Share	1	698,450	698,450
	MFZ-NYS 2025 Local Share, Airport Sustainability Plan, 5% Share	1	25,000	25,000
	MFZ-NYS 2025 Local Share, Runway 28 RPZ Property Acquisitor	1	1,500	1,500
				<u>1,121,885</u>
NYS100	MFZ-NYS100 Bldg. #101 Terminal Security Checkpoint	1	60,000,000	60,000,000
NYS100	MFZ-NYS100 Bldg. #101 Terminal Security Checkpoint - 2023 Dra	(1)	40,000,000	<u>(40,000,000)</u>
				20,000,000
NYS1A00.49	MFZ-NYS 2025 Local Share, Terminal & North Garage Elevator R	1	806,280	<u>806,280</u>
				806,280
NYS1A00.94	MFZ-NYS 2025 Local Share, Runway 28 RPZ Property Acquisitor	1	1,500	<u>1,500</u>
				1,500
		0		<u>\$ 21,929,665</u>
				<u>117,188,206</u>

Draft 1 2025 Operating Budget
Amounts Subject to Change

1
2
3
4
5
6
7
8
9
10
11
12
13
14
15
16
17
18
19
20
21
22
23
24
25
26
27
28
29
30
31
32
33
34
35
36
37
38
39
40
41
42
43
44
45
46
47
48
49
50
51
52
53
54

BUDGET MESSAGE	DEPARTMENT / COST CENTER OVERVIEW	DEBT SERVICE	CAPITAL IMPROVEMENT PROGRAM	RATES AND CHARGES	SUPPLEMENTAL INFORMATION
----------------	-----------------------------------	--------------	-----------------------------	-------------------	--------------------------

Department Overview	Position Count	Account Summary	Account Detail
---------------------	----------------	-----------------	----------------

Capital Expenditure

79400 Current Year Capital Expenditures

A	MFZ-Category: 10 - Airfield	-
A	MFZ-Category: 20 - Terminal	-
A	MFZ-Category: 30 - Landside	-
A	MFZ-Category: 35 - Structures / Buildings	-
A	MFZ-Category: 40 - Operations	-
A	MFZ-Category: 50 - Equipment	-
A	MFZ-Category: 80 - Grant Share	-
A	MFZ-Project Number: Funding Source - Year - Category - Discrete Number	-

*Draft 1 2025 Operating Budget
Amounts Subject to Change*

1
2
3
4
5
6
7
8
9
10
11
12
13
14
15
16
17
18
19
20
21
22
23
24
25
26
27
28
29
30
31
32
33
34
35
36
37
38
39
40
41
42
43
44
45
46
47
48
49
50
51
52
53
54

BUDGET
MESSAGE

DEPARTMENT /
COST CENTER
OVERVIEW

DEBT
SERVICE

CAPITAL
IMPROVEMENT
PROGRAM

RATES
AND
CHARGES

SUPPLEMENTAL
INFORMATION

Department Overview

Position Count

Account Summary

Account Detail

Draft 1 2025 Operating Budget
Amounts Subject to Change

1
2
3
4
5
6
7
8
9
10
11
12
13
14
15
16
17
18
19
20
21
22
23
24
25
26
27
28
29
30
31
32
33
34
35
36
37
38
39
40
41
42
43
44
45
46
47
48
49
50
51
52
53
54

BUDGET
MESSAGE

DEPARTMENT /
COST CENTER
OVERVIEW

DEBT
SERVICE

CAPITAL
IMPROVEMENT
PROGRAM

RATES
AND
CHARGES

SUPPLEMENTAL
INFORMATION

1
2
3
4
5
6
7
8
9
10
11
12
13
14
15
16
17
18
19
20
21
22
23
24
25
26
27
28
29
30
31
32
33
34
35
36
37
38
39
40
41
42
43
44
45
46
47
48
49
50
51
52
53
54

Department Overview

Position Count

Account Summary

Account Detail

Capital Expenditure

2025 Capital Projects

Draft 1 2025 Operating Budget
Amounts Subject to Change

BUDGET MESSAGE	DEPARTMENT / COST CENTER OVERVIEW	DEBT SERVICE	CAPITAL IMPROVEMENT PROGRAM	RATES AND CHARGES	SUPPLEMENTAL INFORMATION
----------------	-----------------------------------	--------------	-----------------------------	-------------------	--------------------------

Department Overview	Position Count	Account Summary	Account Detail
---------------------	----------------	-----------------	----------------

Capital Expenditure

2025 Capital Projects

79400 Current Year Capital Expenditures

AIP153-25	AIP-25-10-01	RWY 01/19 Design and Construction (8,500 x 150') Fed and State	9,664,750
			<u>9,664,750</u>
AIP15X-25	AIP-25-10-03	Rehabilitate, Mill & Overlay GA Apron - Construction	6,000,000
AIP15X-25	AIP-25-10-04	East Side Rwy 01/19 Partial Parallel Taxiway Environmental	200,000
AIP15X-25	AIP-25-25-02	Command Vehicle	70,000
AIP15X-25	AIP-25-25-03	Explosive Detection Equipment for Aviation Worker Screening	150,000
AIP15X-25	AIP-25-25-04	New Runway Friction Tester	280,000
AIP15X-25	AIP-25-25-19	Vehicle for Security Office	80,000
			<u>6,780,000</u>
ATP15X-25	ATP-40-25-02	Terminal Transformer	6,000,000
			<u>6,000,000</u>
NYS25	NYS-25-35-01	Elevator Rehab (Local sh NYS Grant PIN 1A00.94, \$537,520 over	806,280
			<u>806,280</u>
PFC22-05	PFC-22-10-01	Full-Depth Reconstruct Terminal Apron Design	3,000,000
			<u>3,000,000</u>
R&C24	R&C-24-20-01	Terminal - Furniture	500,000
R&C24	R&C-24-20-02	Terminal - L3 Carpet Replacement	92,000
R&C24	R&C-24-20-03	Terminal - L1 B Concourse Carpet Replacement	65,000
R&C24	R&C-24-20-04	Terminal - L1 Ticket Radiator Covers	145,000
R&C24	R&C-24-20-05	Terminal - Signage	400,000
R&C24	R&C-24-50-03	Electric Sweeper for Parking Garage	330,000
			<u>1,532,000</u>
R&C25	R&C-25-25-01	Anaerobic Air Compressors Rebuild	80,000
R&C25	R&C-25-25-05	Replace M-07, 2013 Chevy Tahoe	70,000
R&C25	R&C-25-25-06	Replace M-15, 2009 Chevy Dump Truck	70,000
R&C25	R&C-25-25-07	Replace M-25, Runway Blower	700,000
R&C25	R&C-25-25-08	Replace M-49, 2004 Front End Loader w 30 ft plow	400,000
R&C25	R&C-25-25-09	Replace M-57, 1998 New Holland LX865 Turbo	80,000
R&C25	R&C-25-25-10	Replace M-65, 2002 International Dump/Plow/Sander	330,000
R&C25	R&C-25-25-11	Replace M-76 and M-79, 2009 Toro Groundmaster 4000-D	100,000
R&C25	R&C-25-25-12	Replace M-90, 2008 Elgin GRV (Glycol Truck)	500,000
R&C25	R&C-25-25-13	Replace P-10, 2011 Ford Ranger	60,000
R&C25	R&C-25-25-14	Replace P-17, 2017 CNG Ford Shepard	130,000
R&C25	R&C-25-25-15	Replace P-19, 2011 CNG Ford Supreme	130,000
R&C25	R&C-25-25-16	Replace P-79, 2000 Toro Wheel	50,000
R&C25	R&C-25-25-17	Tennant T7AMR	100,000
R&C25	R&C-25-35-01	Digital Sign Package for Main Entry and Exit Plazas	400,000
R&C25	R&C-25-35-02	Dry Chemical Testing Catchment System	60,000
R&C25	R&C-25-35-03	Economy Lot Paving Rows A-BB	350,000
R&C25	R&C-25-35-04	Electronic /Programable Key System	140,000
R&C25	R&C-25-35-05	Equipment Changes and Station Upgrades	130,000
R&C25	R&C-25-35-06	HVAC Bldg. #111, ARFF, Replace 3 RTUs ...	80,000
R&C25	R&C-25-35-07	Install cameras in partsz of the airport w no power	250,000
R&C25	R&C-25-35-10	North Garage cast iron pipe replacement	50,000
R&C25	R&C-25-35-11	North Garage Roof Rehab.	800,000
R&C25	R&C-25-35-13	Replacement of all older ISTAR panels	350,000
R&C25	R&C-25-35-14	Terminal Concourse B & C Seating	500,000
R&C25	R&C-25-35-15	Additional Terminal Cameras	100,000
R&C25	R&C-30-25-01	Repair of Main Terminal / Replace Creek and Pump Station	250,000
R&C25	R&C-30-25-02	Paving Repairs to Main Entry Plaza	50,000
R&C25	R&C-30-25-03	Re-Engineering Sewer District Pipeline	50,000
			<u>6,360,000</u>

BUDGET MESSAGE	DEPARTMENT / COST CENTER OVERVIEW	DEBT SERVICE	CAPITAL IMPROVEMENT PROGRAM	RATES AND CHARGES	SUPPLEMENTAL INFORMATION
----------------	-----------------------------------	--------------	-----------------------------	-------------------	--------------------------

Department Overview	Position Count	Account Summary	Account Detail
---------------------	----------------	-----------------	----------------

Capital Expenditure

2025 Capital Projects

R&R25	R&R-25-35-01 Elevator Rehab (Local sh NYS Grant PIN 1A00.94; \$537,520 over	<u>500,000</u>
		500,000
RES24	RES-24-30-03 Land Acquisition	<u>-</u>
		-
		<u>34,643,030</u>

Draft 1 2025 Operating Budget
Amounts Subject to Change

1
2
3
4
5
6
7
8
9
10
11
12
13
14
15
16
17
18
19
20
21
22
23
24
25
26
27
28
29
30
31
32
33
34
35
36
37
38
39
40
41
42
43
44
45
46
47
48
49
50
51
52
53
54

BUDGET MESSAGE	DEPARTMENT / COST CENTER OVERVIEW	DEBT SERVICE	CAPITAL IMPROVEMENT PROGRAM	RATES AND CHARGES	SUPPLEMENTAL INFORMATION
----------------	-----------------------------------	--------------	-----------------------------	-------------------	--------------------------

Department Overview	Position Count	Account Summary	Account Detail
---------------------	----------------	-----------------	----------------

Capital Expenditure

Construction in Progress at Dec 31, 2024

79400	Current Year Capital Expenditures			
AIP147-21	AIP-21-50-01	One (1) Blower (Re-bid)		<u>583,000</u>
				583,000
AIP15X-24	AIP-24-10-02	Airport Sustainability Management Plan		500,000
AIP15X-24	AIP-24-10-03	RWY 28 RPZ Property Acquisition		<u>30,000</u>
				530,000
AIP23	AIP-23-20-01	Bldg. #101 Terminal Security Checkpoint Improvements		100,000,000
AIP23	AIP-23-20-01	Bldg. #101 Terminal Security Checkpoint Improvements		<u>(40,000,000)</u>
				60,000,000
ATP23	ATP-23-20-02	Bldg. #101 (Terminal) Concourse A Improvements (Freight Elevator)		25,000,000
ATP23	ATP-23-20-02	Bldg. #101 (Terminal) Concourse A Improvements (Freight Elevator)		<u>(6,000,000)</u>
				19,000,000
PFC22-05	PFC-22-10-05	PFC Administration		<u>170,000</u>
				170,000
PFC24-06	PFC-24-10-02	Airport Stormwater & Resiliency Master Plan		500,000
PFC24-06	PFC-24-10-03	Intrusion Detection System		600,000
PFC24-06	PFC-24-10-04	Five (5) percent local share of AIP5X for Rwy01/19 Rehab		<u>698,450</u>
				1,798,450
R&C23	R&C-23-35-01	Backup Generator Glycol Facility		100,000
R&C23	R&C-23-35-02	Bldg. #200 (NYS State Police) Boiler Repair		200,000
R&C23	R&C-23-50-06	Two (2) Shuttle Bus CNG Replacements (P15 & P18)		<u>216,000</u>
				516,000
R&C24	R&C-24-10-01	BriefCam Video Analytics		252,000
R&C24	R&C-24-20-06	Traffic Signal Upgrades at Airport Entrance		250,000
R&C24	R&C-24-20-07	Siemens APOGEE Building Control System		195,000
R&C24	R&C-24-35-01	Badge Readers, add cameras to replace cipher locks at Commuter/		75,000
R&C24	R&C-24-35-02	Badge Readers, add cameras to replace cipher locks at Cargo Fac		85,000
R&C24	R&C-24-35-03	North Garage Cast Iron Pipe Replacement w PVC		50,000
R&C24	R&C-24-35-04	Parking Comfort Station Building Upgrades		50,000
R&C24	R&C-24-50-05	Two (2) Shuttle Buses - Parking		420,000
R&C24	R&C-24-50-07	FBO - Fuel Farm Hut		<u>50,000</u>
				1,427,000
				84,024,450

1
2
3
4
5
6
7
8
9
10
11
12
13
14
15
16
17
18
19
20
21
22
23
24
25
26
27
28
29
30
31
32
33
34
35
36
37
38
39
40
41
42
43
44
45
46
47
48
49
50
51
52
53
54

BUDGET MESSAGE	DEPARTMENT / COST CENTER OVERVIEW	DEBT SERVICE	CAPITAL IMPROVEMENT PROGRAM	RATES AND CHARGES	SUPPLEMENTAL INFORMATION
----------------	-----------------------------------	--------------	-----------------------------	-------------------	--------------------------

Department Overview	Position Count	Account Summary	Account Detail
---------------------	----------------	-----------------	----------------

Capital Expenditure

2024 Capital Projects Completed

79400 Current Year Capital Expenditures

AIP141-20	AIP-21-10-01	Airport Master Plan, Funded 100% FAA, AIP-141-20	715,154
			<u>715,154</u>
ATP23	ATP-23-35-01	Bldg. #303 (Air Traffic Control Tower) Improvements	4,205,000
			<u>4,205,000</u>
PFC22-05	PFC-22-10-02	Perimeter Gate and Fence Replacement	900,000
PFC22-05	PFC-22-10-06	Two (2) Runway Brooms (replace #M31 and #M32)	1,100,000
			<u>2,000,000</u>
PFC24-06	PFC-24-10-01	Airfield Lighting Controls	500,000
PFC24-06	PFC-24-10-05	Cargo Apron Rehabilitation	1,683,312
PFC24-06	PFC-24-10-07	Amendment: Security Fence & Gate, \$900K incr to \$1,270K	1,269,839
PFC24-06	PFC-24-20-01	Amendment: Terminal Escalators Relocation to Concourse B	310,000
			<u>3,763,151</u>
R&C21	R&C-21-30-17	Bldg #301 & #302 Roof Repair	100,000
			<u>100,000</u>
R&C23	R&C-23-35-03	Bldg. #301 (Storage Garage) Removal and Replace Overhead Gar	105,000
R&C23	R&C-23-35-04	Bldg. #302 (Storage Garage) Removal and Replace Overhead Gar	520,000
R&C23	R&C-23-50-01	C1 Pickup Truck w Utility Body Replacement	66,500
R&C23	R&C-23-50-02	M3 Pickup Truck with Plow Replacement	54,000
R&C23	R&C-23-50-03	M10 Pickup Truck with Utility Body Replacement	66,500
R&C23	R&C-23-50-04	M8 Pickup Truck with Plow Replacement	56,000
R&C23	R&C-23-50-05	P5 Pickup Truck with Plow Replacement	54,000
R&C23	R&C-23-50-07	M84 Replacement Tractor with Boom Mower Attachment	155,000
R&C23	R&C-23-50-08	Replacement Tractor with York Rake	80,000
			<u>1,157,000</u>
R&C24	R&C-24-50-01	Commercial Air Stair Truck to reach all aircraft	183,100
R&C24	R&C-24-50-02	Electric Max-EV UTV for Parking	50,000
R&C24	R&C-24-50-04	M50 Replacement (Purchase replace with Polarises)	150,000
R&C24	R&C-24-50-06	FBO - Baggage Tractor	56,600
R&C24	R&C-24-50-08	FBO Letkro Tug For Million Air	95,000
			<u>534,700</u>
Z COMPLETE	R&C-24-99-00	Projects Completed in 2024	(12,475,005)
			<u>(12,475,005)</u>

BUDGET MESSAGE	DEPARTMENT / COST CENTER OVERVIEW	DEBT SERVICE	CAPITAL IMPROVEMENT PROGRAM	RATES AND CHARGES	SUPPLEMENTAL INFORMATION
----------------	-----------------------------------	--------------	-----------------------------	-------------------	--------------------------

Department Overview	Position Count	Account Summary	Account Detail
---------------------	----------------	-----------------	----------------

Capital Expenditure

2023 Capital Projects Completed

79400 Current Year Capital Expenditures

AIP147-21	AIP-21-50-03	One (1) Loader	369,000
AIP147-21	AIP-21-50-05	One (1) Sweeper	<u>580,635</u>
			949,635
AIP150-22	AIP-22-10-07	Rehab Rwy 10-28, Phase 1 of 2	<u>7,144,824</u>
			7,144,824
PFC20-04	PFC-21-20-03	Replace Terminal Escalators #22, #23	<u>1,200,000</u>
			1,200,000
R&C21	R&C-21-20-14	Computer Based Training	151,000
R&C21	R&C-21-30-19	Bldg #109 Millionaire Air Roof Repair	<u>300,000</u>
			451,000
R&C22	R&C-22-10-07	AIP150 Rwy 10-28 5 percent match	114,000
R&C22	R&C-22-50-04	FBO Fuel Truck 50/50 Auto/Diesel Fuel	<u>225,000</u>
			339,000
R&C23	NYS-22-10-07	Rehab Rwy 10-28, Phase 1 of 2	114,000
R&C23	R&C-23-50-09	Vehicle Alignment Machine	<u>60,000</u>
			174,000
RES23	RES-23-20-05	Terminal Concourse A Design	2,000,000
RES23	RES-23-35-04	Bldg #203 Improvements	<u>400,000</u>
			2,400,000
Z COMPLETE	R&C-23-99-00	Projects Completed in 2023	<u>(12,658,459)</u>
			(12,658,459)
			-

Draft 1 2025 Operating Budget
Amounts Subject to Change

BUDGET MESSAGE	DEPARTMENT / COST CENTER OVERVIEW	DEBT SERVICE	CAPITAL IMPROVEMENT PROGRAM	RATES AND CHARGES	SUPPLEMENTAL INFORMATION
----------------	-----------------------------------	--------------	-----------------------------	-------------------	--------------------------

Department Overview	Position Count	Account Summary	Account Detail
---------------------	----------------	-----------------	----------------

Capital Expenditure

2022 Capital Projects Completed

79400 Current Year Capital Expenditures

AIP146-21	AIP-21-10-05	Twy A Pavement Rehabilitation, Phase 1 of 2		4,500,000
				<u>4,500,000</u>
AIP14Y6-22	AIP-21-10-05	Twy A Pavement Rehabilitation, Phase 2 of 2		1,489,151
				<u>1,489,151</u>
PFC20-04	PFC-21-20-09	Airport Pavement Management Program		255,000
PFC20-04	PFC-21-20-15	Terminal Fire Alarm Replacement		1,745,250
				<u>2,000,250</u>
R&C21	R&C-21-20-12	Replace Airside High Mast Lights with LED lights		350,000
R&C21	R&C-21-30-09	FAA ATCT Elevator		350,000
R&C21	R&C-21-30-15	Hangar 1 Sprinkler		100,000
				<u>800,000</u>
R&C22	R&C-22-10-01	Revert Parking Lot C to aircraft apron		900,000
R&C22	R&C-22-50-01	M-44 Replacement Street Sweeper PURCHASED 22-03-10-03; \$		335,000
R&C22	R&C-22-50-02	M-70 and M-71 Replacements Fall Mowers PURCHASED One (1		340,000
R&C22	R&C-22-50-03	Additional Skid steer for new garage PURCHASED 22-07-10-06; \$		67,000
				<u>1,642,000</u>
Z 2022 COMF	R&C-22-99-00	Projects Completed in 2022		(10,431,401)
				<u>(10,431,401)</u>
				-

Draft 1 2025 Operating Budget
Amounts Subject to Change

1
2
3
4
5
6
7
8
9
10
11
12
13
14
15
16
17
18
19
20
21
22
23
24
25
26
27
28
29
30
31
32
33
34
35
36
37
38
39
40
41
42
43
44
45
46
47
48
49
50
51
52
53
54

BUDGET MESSAGE	DEPARTMENT / COST CENTER OVERVIEW	DEBT SERVICE	CAPITAL IMPROVEMENT PROGRAM	RATES AND CHARGES	SUPPLEMENTAL INFORMATION
----------------	-----------------------------------	--------------	-----------------------------	-------------------	--------------------------

Department Overview	Position Count	Account Summary	Account Detail
---------------------	----------------	-----------------	----------------

Capital Expenditure

2021 Capital Projects Completed

79400 Current Year Capital Expenditures

AIP142-20	AIP-21-20-11	Passenger Boarding Bridge Renovation, Funded 100% AIP142-20	3,489,700
AIP142-20	AIP-21-20-11	Passenger Boarding Bridge Renovation, Funded 100% AIP142-20	<u>(3,489,700)</u>
			-
R&C21	R&C-21-20-01	Terminal Improvement	300,000
R&C21	R&C-21-20-05	Elevator Modernization for Elevator #12, Gate A, Building 79	195,000
R&C21	R&C-21-30-01	LED Upgrade Exterior Lights -Terminal - High Master	27,000
R&C21	R&C-21-30-03	LED Upgrade Exterior Lights -Terminal Front	14,000
R&C21	R&C-21-30-05	LED Upgrade Exterior Lights	14,000
R&C21	R&C-21-30-07	Acquisition of Street Lights	220,000
R&C21	R&C-21-99-00	Projects Completed in 2021	<u>(770,000)</u>
			-
			-

Draft 1 2025 Operating Budget
Amounts Subject to Change

1
2
3
4
5
6
7
8
9
10
11
12
13
14
15
16
17
18
19
20
21
22
23
24
25
26
27
28
29
30
31
32
33
34
35
36
37
38
39
40
41
42
43
44
45
46
47
48
49
50
51
52
53
54

BUDGET
MESSAGE

DEPARTMENT /
COST CENTER
OVERVIEW

DEBT
SERVICE

CAPITAL
IMPROVEMENT
PROGRAM

RATES
AND
CHARGES

SUPPLEMENTAL
INFORMATION

Department Overview

Position Count

Account Summary

Account Detail

118,667,480

Draft 1 2025 Operating Budget
Amounts Subject to Change

1
2
3
4
5
6
7
8
9
10
11
12
13
14
15
16
17
18
19
20
21
22
23
24
25
26
27
28
29
30
31
32
33
34
35
36
37
38
39
40
41
42
43
44
45
46
47
48
49
50
51
52
53
54

EXHIBIT B

**Albany County Airport Authority
Rates and Charges Summary**

	Audited 2023				Projected 2024 vs. Budget 2025	Budget 2025 vs Budget 2024
	\$SM Cares Act	Budget 2024	Projected 2024	Budget 2025		
Landing Fee Rate						
Signatory	\$ 2.77	\$ 5.62	\$ 3.91	\$ 4.93	26.1%	-12.3%
Non-Signatory	\$ 3.46	\$ 7.03	\$ 4.89	\$ 6.16	26.1%	-12.3%
Apron Fee Rate - Annual	\$ 1.38	\$ 1.87	\$ 1.45	\$ 2.06	42.1%	10.2%
Terminal Rental Rate - Annual						
Signatory	\$ 88.46	\$ 116.98	\$ 121.16	\$ 139.59	15.2%	19.3%
Non-Signatory	\$ 110.58	\$ 146.23	\$ 151.45	\$ 174.49	15.2%	19.3%
Tenant Rate - Annual	\$ 44.23	\$ 58.49	\$ 60.58	\$ 69.80	15.2%	19.3%
Loading Bridge Rate - Annual	\$ 52,684.40	\$ 67,897.84	\$ 63,518.06	\$ 66,349.22	4.5%	-2.3%
Low Volume Carrier terminal charge per EPAX	\$ 6.92	\$ 8.77	\$ 8.74	\$ 9.90	13.3%	13.0%
Cost per Enplanement						
Airport CPE (after revenue sharing)	\$ 4.83	\$ 9.95	\$ 8.35	\$ 11.59	38.8%	16.5%
FBO CPE	\$ 2.74	\$ 2.19	\$ 2.82	\$ 2.07	-26.5%	-5.3%
Total Cost per Enplanement	\$ 7.57	\$ 12.14	\$ 11.16	\$ 13.66	22.3%	12.6%
Debt Service Coverage	1.74	2.31	2.21	2.11	-4.8%	-8.7%
Enplanements						
Signatory	1,375,628	1,425,000	1,425,000	1,504,000	5.5%	5.5%
Non Signatory	1,011	0	0	0	-100.0%	-100.0%
Total	1,376,639	1,425,000	1,425,000	1,504,000	5.5%	5.5%
Commercial Landed Weights						
Signatory	1,532,284	1,335,000	1,335,000	1,608,000	20.4%	20.4%
Non Signatory	2,926	0	0	0	0.0%	0.0%
Total	1,535,210	1,335,000	1,335,000	1,608,000	20.4%	20.4%
Cargo Landed Weights	176,432	177,000	177,000	207,000	16.9%	16.9%
Funds Remaining	\$ 10,494,403	\$ 6,679,073	\$ 6,619,379	\$ 4,874,257	-26.4%	-27.0%
ACAA	4,675,845	2,939,536	2,889,224	2,037,129	-29.5%	-30.7%
Air Service Incentive Costs	571,357	400,000	420,465	400,000	0.0%	0.0%
Airlines	5,247,202	3,339,536	3,309,689	2,437,129	-26.4%	-27.0%

Table 1
Albany County Airport Authority
Albany International Airport
2025 Preliminary Budget
REVENUES
(page 1 of 2)

	Audited 2023	Budget 2024	Projected 2024	Proposed 2025
AIRFIELD				
Airline Landing Fees	\$ 4,259,730	\$ 7,502,700	\$ 5,219,850	\$ 7,927,440
Airline Airfield Revenue Sharing	(1,049,440)	(667,907)	(661,938)	(487,426)
Cargo Landing Fees	505,409	1,011,660	704,550	1,030,590
Glycol Disposal Fee	295,766	301,436	390,335	301,436
Airline Apron Fee	695,886	990,524	730,616	1,040,910
Tenant Maintenance	29,765	30,000	76,743	30,000
Control Tower Rental	775,144	794,525	790,643	806,376
	<u>\$ 5,512,259</u>	<u>\$ 9,962,938</u>	<u>\$ 7,250,799</u>	<u>\$ 10,649,326</u>
FBO				
Jet A Fuel Sales	\$ 6,307,722	\$ 7,450,000	\$ 6,109,778	\$ 7,450,000
Avgas Fuel Sales General Aviation	441,034	424,350	450,311	424,350
Auto Gas Fuel Sales	80,394	95,000	87,119	95,000
Diesel Fuel Sales	164,645	200,000	199,229	200,000
Into-plane	730,085	810,000	725,610	810,000
Fuel Farm	868,166	916,500	955,969	916,500
General Aviation Landing Fees	380,202	340,000	468,352	340,000
General Aviation Parking Fees	569,605	550,000	569,408	550,000
Avgas Fuel Sales Commercial	21,341	20,000	16,678	20,000
Deicing Type I - Sprayed	1,251,811	764,500	1,269,443	764,500
Deicing Type IV - Sprayed	116,135	66,950	136,069	66,950
Deicing Type I - Consortium	665,753	440,550	735,151	440,550
Deicing Type IV - Consortium	142,990	118,350	194,473	118,350
Deicing - GA	86,731	109,100	109,100	109,100
General Aviation Tenants	353,927	449,130	386,753	449,130
General Aviation Customer Services	181,190	135,000	310,074	135,000
	<u>\$ 12,361,731</u>	<u>\$ 12,889,430</u>	<u>\$ 12,723,517</u>	<u>\$ 12,889,430</u>
TERMINAL				
Airline Space Rental	6,235,212	8,119,582	8,409,716	9,946,858
Airline Terminal Revenue Sharing	(4,197,761)	(2,671,629)	(2,647,751)	(1,949,703)
TSA Space Rental	565,554	574,783	565,554	565,538
Nonairline Space Rental - Flat Rate	82,030	103,114	103,114	103,114
Nonairline Space Rental - Signatory Rate	45,156	53,021	53,021	53,021
Nonairline Space Rental	163,504	117,638	124,992	141,356
Non-Signatory Per Turn Fee	9,394	9,000	6,173	9,000
Loading Bridge Rentals	684,897	882,672	825,735	928,889
Tenant Maintenance	4,150	20,559	45,978	20,559
Utility Reimbursement	37,380	24,000	36,478	36,920
	<u>\$ 3,629,516</u>	<u>\$ 7,232,740</u>	<u>\$ 7,523,009</u>	<u>\$ 9,855,552</u>
GROUND TRANSPORTATION				
Parking	\$ 17,366,540	\$ 18,593,410	\$ 18,337,197	\$ 19,107,600
Access Fees	180,917	200,566	192,126	238,166
TNCs	359,763	336,000	365,563	368,030
	<u>\$ 17,907,220</u>	<u>\$ 19,129,976</u>	<u>\$ 18,894,886</u>	<u>\$ 19,713,796</u>

Table 1
Albany County Airport Authority
Albany International Airport
2025 Preliminary Budget
REVENUES
(page 2 of 2)

	Audited 2023	Budget 2024	Projected 2024	Proposed 2025
CONCESSIONS				
Rental Cars	\$ 6,332,799	\$ 6,555,000	\$ 6,424,259	\$ 6,511,300
Food and Beverage	1,471,348	1,453,500	1,424,034	1,490,000
Retail	1,313,424	1,083,000	979,413	953,600
Advertising	-	-	(7,371)	-
Operating Permits	334,683	351,072	413,367	348,420
Telephone - Payphones	-	-	-	-
Telephone - Tenants	52,603	51,126	52,334	49,032
Bank ATMs	20,971	14,000	14,522	14,598
Vending Machines	18,452	19,208	14,277	14,900
Baggage Cart Concessions	15,782	14,000	15,647	14,900
	<u>\$ 9,560,062</u>	<u>\$ 9,540,906</u>	<u>\$ 9,330,482</u>	<u>\$ 9,396,750</u>
OTHER AIRPORT				
Land Rental	\$ 299,976	\$ 443,911	\$ 420,226	\$ 363,074
Industrial Park	573,388	631,365	603,753	617,937
T Hangars	153,068	186,360	167,424	190,704
Tie Downs	2,306	1,586	1,633	1,586
T Hangar Avgas Fuel Sales	-	-	-	-
Parking Garage Space Rent	82,933	86,249	86,251	89,702
Parking Garage Kiosk Rent	21,600	21,600	21,600	21,600
Hangar Rentals	586,881	920,104	917,407	950,492
Building Rental	131,830	79,660	76,651	76,965
Cargo Building Rental	713,136	1,100,000	1,315,597	1,341,818
Aircraft Maintenance & Service Center	313,884	-	-	-
State Executive Hangar/Maint	1,247,083	1,247,083	1,247,083	1,247,083
Utility Reimbursement	166,210	165,000	158,882	165,000
Reimbursement of Property Taxes	50,284	25,357	26,985	25,357
Internet and Cable Access	3,760	5,300	3,231	2,660
Fingerprinting	37,299	25,000	43,374	39,000
Tenant Maintenance	9,736	2,000	-	2,000
Purchasing Proposals	170	-	-	-
Scrap and Equipment Sales	4,587	5,000	14,024	5,000
Other	16,327	80,000	10,438	80,000
	<u>\$ 4,414,458</u>	<u>\$ 5,025,575</u>	<u>\$ 5,114,559</u>	<u>\$ 5,219,978</u>
TOTAL REVENUES	\$ 53,385,246	\$ 63,781,565	\$ 60,837,252	\$ 67,724,832
OTHER REVENUES				
Interest Earnings	\$ 1,279,477	\$ 800,000	\$ 2,778,888	\$ 800,000
TSA (LEO) Reimbursement	138,700	138,700	101,992	-
Cares Act- Airfield	1,151,860	-	-	-
Cares Act-Terminal	1,552,931	-	-	-
Cares Act-Loading Bridges	100,895	-	-	-
Cares Act-Landside	443,864	-	-	-
Cares Act-Parking	813,034	-	-	-
Cares Act-Vehicle	-	-	-	-
Cares Act-Airport Mgmt	-	-	-	-
Cares Act- ACAA	-	-	-	-
Cares Act-FBO Commercial	393,406	-	-	-
Cares Act-FBO GA & Facilities	637,927	-	-	-
Cares Act - Concession	-	-	-	-
Improvement Charges	368,400	368,400	368,400	368,400
	<u>\$ 6,880,494</u>	<u>\$ 1,307,100</u>	<u>\$ 3,249,280</u>	<u>\$ 1,168,400</u>
TOTAL REVENUES	\$ 60,265,740	\$ 65,088,665	\$ 64,086,532	\$ 68,893,232
TOTAL REVENUES BEFORE REVENUE SHARING	\$ 65,512,941	\$ 68,428,201	\$ 67,396,222	\$ 71,330,361

Table 2
Albany County Airport Authority
Albany International Airport
2025 Preliminary Budget
SUMMARY OF EXPENSES

	Audited 2023	Budget 2024	Projected 2024	Proposed 2025
EXPENSES - SUMMARY				
Airport Management	\$ 27,545,531	\$ 33,593,792	\$ 32,947,073	\$ 37,945,866
FBO Management	4,621,694	4,743,793	4,857,449	5,529,141
FBO Cost of Sales	5,882,583	5,733,158	5,733,158	5,733,158
Authority	5,467,565	6,103,508	6,217,753	6,073,779
TOTAL EXPENSES	\$ 43,517,373	\$ 50,174,251	\$ 49,755,433	\$ 55,281,944

EXPENSES BY CATEGORY				
Personnel Services	\$ 12,635,657	\$ 14,943,136	\$ 14,689,905	\$ 16,884,189
Employee Benefits	5,822,346	7,541,219	6,478,504	7,299,661
Utilities & Communications	2,562,463	3,427,388	2,474,638	3,128,465
Purchased Services	7,243,056	8,424,393	10,668,242	10,961,068
Materials & Supplies	12,396,187	12,166,280	11,925,974	13,096,099
Office	2,314,883	2,641,680	2,812,781	2,814,462
Administration	-	0	0	0
Noncapital Equipment & Facilities	542,781	1,030,155	705,389	1,098,000
TOTAL EXPENSES	\$ 43,517,373	\$ 50,174,251	\$ 49,755,433	\$ 55,281,944

DEPARTMENT SUMMARY (Direct & Indirect)

Direct Cost Centers				
Airfield	\$ 3,668,023	\$ 4,694,197	\$ 4,245,490	\$ 4,819,684
Terminal	6,761,122	7,843,180	9,414,226	10,629,738
Loading Bridges	393,136	428,269	432,793	442,980
Landside:				
Parking	3,840,066	4,754,360	4,543,789	5,227,061
Landside Development	1,914,938	1,646,486	1,951,112	1,837,469
FBO Commercial	3,090,279	2,795,449	2,751,276	3,190,685
FBO GA & Facilities	6,600,119	6,793,758	6,990,143	6,905,906
Total Direct Cost Centers	\$ 26,267,683	\$ 28,955,699	\$ 30,328,829	\$ 33,053,523
Indirect Cost Centers				
ARFF	\$ 3,042,901	\$ 3,552,837	\$ 3,260,440	\$ 4,259,923
Operations	1,351,529	3,043,292	1,684,464	2,281,776
Security	3,254,029	3,510,500	3,578,578	3,760,676
Vehicle/Equipment	1,885,365	2,176,748	1,881,108	2,285,380
Airport Management Administration	1,434,422	1,943,923	1,955,073	2,401,179
FBO Administration	813,879	887,744	849,188	1,165,708
Airport Authority Administration	5,467,565	6,103,508	6,217,753	6,073,779
Total Indirect Cost Centers	\$ 17,249,690	\$ 21,218,552	\$ 19,426,604	\$ 22,228,421
TOTAL EXPENSES	\$ 43,517,373	\$ 50,174,251	\$ 49,755,433	\$ 55,281,944

Table 2-1
Albany County Airport Authority
Albany International Airport
2025 Preliminary Budget
EXPENSES
(Page 1 of 4)

	Audited 2023	Budget 2024	Projected 2024	Proposed 2025
<u>AIRFIELD</u>				
Personnel Services	\$ 1,277,180	\$ 1,748,190	\$ 1,593,229	\$ 1,997,670
Employee Benefits	546,997	737,967	579,374	693,904
Utilities & Communications	191,706	266,691	164,809	266,691
Purchased Services	423,091	426,615	391,508	438,155
Materials & Supplies	1,173,506	1,345,450	1,321,784	1,351,990
Office	8,280	19,284	10,487	21,274
Administration	-	-	-	-
Noncapital Equipment & Facilities	47,263	150,000	184,299	50,000
	<u>\$ 3,668,023</u>	<u>\$ 4,694,197</u>	<u>\$ 4,245,490</u>	<u>\$ 4,819,684</u>
<u>TERMINAL</u>				
Personnel Services	\$ 1,628,103	\$ 1,754,575	\$ 2,017,306	\$ 2,290,180
Employee Benefits	787,964	963,107	835,731	959,860
Utilities & Communications	1,267,581	1,716,405	1,229,881	1,356,081
Purchased Services	1,689,383	1,985,801	4,100,813	4,203,697
Materials & Supplies	1,294,276	1,294,222	1,150,268	1,606,280
Office	77,841	129,070	80,227	213,640
Administration	-	-	-	-
Noncapital Equipment & Facilities	15,974	-	-	-
	<u>\$ 6,761,122</u>	<u>\$ 7,843,180</u>	<u>\$ 9,414,226</u>	<u>\$ 10,629,738</u>
<u>LOADING BRIDGES</u>				
Personnel Services	\$ 128,224	\$ 154,890	\$ 173,600	\$ 164,842
Employee Benefits	70,550	108,129	96,498	106,388
Utilities & Communications	68,250	68,250	68,250	68,250
Purchased Services	-	-	-	-
Materials & Supplies	126,112	97,000	94,445	103,500
Office	-	-	-	-
Administration	-	-	-	-
Noncapital Equipment & Facilities	-	-	-	-
	<u>\$ 393,136</u>	<u>\$ 428,269</u>	<u>\$ 432,793</u>	<u>\$ 442,980</u>

Table 2-1
Albany County Airport Authority
Albany International Airport
2025 Preliminary Budget
EXPENSES
(Page 2 of 4)

	Audited 2023	Budget 2024	Projected 2024	Proposed 2025
<u>PARKING</u>				
Personnel Services	\$ 1,225,887	\$ 1,460,833	\$ 1,459,671	\$ 1,883,274
Employee Benefits	523,126	754,209	544,742	699,072
Utilities & Communications	368,547	484,450	328,623	484,450
Purchased Services	104,117	146,856	120,397	205,473
Materials & Supplies	683,795	871,470	808,690	949,300
Office	896,634	986,542	1,090,451	1,005,492
Administration	-	-	-	-
Noncapital Equipment & Facilities	37,960	50,000	191,215	-
	<u>\$ 3,840,066</u>	<u>\$ 4,754,360</u>	<u>\$ 4,543,789</u>	<u>\$ 5,227,061</u>
<u>LANDSIDE</u>				
Personnel Services	\$ -	\$ -	\$ -	\$ -
Employee Benefits	-	-	-	-
Utilities & Communications	345,803	475,730	356,460	490,730
Purchased Services	132,258	68,502	200,658	151,865
Materials & Supplies	1,361,581	1,061,704	1,303,113	1,150,724
Office	47,096	40,550	25,807	44,150
Administration	-	-	-	-
Noncapital Equipment & Facilities	28,200	-	65,074	-
	<u>\$ 1,914,938</u>	<u>\$ 1,646,486</u>	<u>\$ 1,951,112</u>	<u>\$ 1,837,469</u>
<u>ARFF</u>				
Personnel Services	\$ 1,801,981	\$ 1,805,391	\$ 2,030,764	\$ 2,287,593
Employee Benefits	844,589	970,512	854,072	993,796
Utilities & Communications	26,622	31,200	22,275	31,200
Purchased Services	8,704	10,500	7,704	13,358
Materials & Supplies	227,856	208,929	182,888	316,740
Office	105,961	130,655	162,737	167,236
Administration	-	-	-	-
Noncapital Equipment & Facilities	27,188	395,650	-	450,000
	<u>\$3,042,901</u>	<u>\$3,552,837</u>	<u>\$3,260,440</u>	<u>\$4,259,923</u>

Table 2-1
Albany County Airport Authority
Albany International Airport
2025 Preliminary Budget
EXPENSES
(Page 3 of 4)

	Audited 2023	Budget 2024	Projected 2024	Proposed 2025
<u>OPERATIONS</u>				
Personnel Services	\$ 842,852	\$ 1,889,832	\$ 1,070,502	\$ 1,464,645
Employee Benefits	403,386	830,670	478,459	618,511
Utilities & Communications	48,744	60,400	52,009	71,200
Purchased Services	-	-	-	-
Materials & Supplies	-	-	-	-
Office	59,522	112,390	83,494	127,420
Administration	-	-	-	-
Noncapital Equipment & Facilities	(2,975)	150,000	-	-
	<u>\$ 1,351,529</u>	<u>\$ 3,043,292</u>	<u>\$ 1,684,464</u>	<u>\$ 2,281,776</u>
<u>SECURITY</u>				
Personnel Services	\$ 130,135	\$ 161,597	\$ 136,176	\$ 175,458
Employee Benefits	68,191	93,026	65,863	107,374
Utilities & Communications	4,520	4,100	3,975	4,100
Purchased Services	2,712,529	2,790,541	3,171,563	3,027,042
Materials & Supplies	194,081	209,500	176,566	281,000
Office	20,112	111,736	24,435	165,702
Administration	-	-	-	-
Noncapital Equipment & Facilities	124,461	140,000	-	-
	<u>\$3,254,029</u>	<u>\$3,510,500</u>	<u>\$3,578,578</u>	<u>\$3,760,676</u>
<u>VEHICLE/EQUIPMENT</u>				
Personnel Services	\$ 748,759	\$ 870,689	\$ 755,015	\$ 874,513
Employee Benefits	364,279	440,406	381,297	488,929
Utilities & Communications	16,376	20,010	20,965	20,010
Purchased Services	79,983	78,729	90,182	78,729
Materials & Supplies	645,204	708,750	614,061	584,750
Office	14,002	28,164	19,588	27,449
Administration	-	-	-	-
Noncapital Equipment & Facilities	16,762	30,000	-	211,000
	<u>\$ 1,885,365</u>	<u>\$ 2,176,748</u>	<u>\$ 1,881,108</u>	<u>\$ 2,285,380</u>
<u>FBO COMMERCIAL</u>				
Personnel Services	\$ 587,983	\$ 639,741	\$ 689,785	\$ 778,168
Employee Benefits	147,069	288,440	158,451	180,542
Utilities & Communications	23,165	17,912	20,826	17,912
Purchased Services	73,996	103,333	79,977	117,480
Materials & Supplies	2,188,226	1,746,023	1,749,915	2,096,583
Office	-	-	-	-
Administration	-	-	-	-
Noncapital Equipment & Facilities	69,840	-	52,322	-
	<u>\$ 3,090,279</u>	<u>\$ 2,795,449</u>	<u>\$ 2,751,276</u>	<u>\$ 3,190,685</u>
<u>FBO GENERAL AVIATION AND FACILITIES</u>				
Personnel Services	\$ 1,107,928	\$ 1,103,842	\$ 1,220,628	\$ 1,302,323
Employee Benefits	373,769	398,268	414,467	293,366
Utilities & Communications	92,254	83,410	82,334	83,410
Purchased Services	198,763	189,801	211,204	196,875
Materials & Supplies	4,476,446	4,615,732	4,515,353	4,647,732
Office	293,754	288,200	402,431	293,200
Administration	-	-	-	-
Noncapital Equipment & Facilities	57,205	114,505	143,726	89,000
	<u>\$ 6,600,119</u>	<u>\$ 6,793,758</u>	<u>\$ 6,990,143</u>	<u>\$ 6,905,906</u>

Table 2-1
Albany County Airport Authority
Albany International Airport
2025 Preliminary Budget
EXPENSES
(Page 4 of 4)

	Audited 2023	Budget 2024	Projected 2024	Proposed 2025
<u>FBO ADMINISTRATION</u>				
Personnel Services	\$ 274,034	\$ 312,966	\$ 280,362	\$ 452,040
Employee Benefits	92,253	118,094	75,571	141,452
Utilities & Communications	2,057	765	759	5,015
Purchased Services	384,995	397,684	439,065	397,684
Materials & Supplies	-	-	-	-
Office	60,540	58,235	53,431	71,517
Administration	-	-	-	-
Noncapital Equipment & Facilities	-	-	-	98,000
	<u>\$ 813,879</u>	<u>\$ 887,744</u>	<u>\$ 849,188</u>	<u>\$ 1,165,708</u>
<u>AIRPORT MANAGEMENT ADMINISTRATION</u>				
Personnel Services	\$ 536,420	\$ 738,084	\$ 811,795	\$ 933,658
Employee Benefits	175,284	242,340	235,819	271,017
Utilities & Communications	-	-	-	-
Purchased Services	672,513	864,254	835,433	864,254
Materials & Supplies	-	-	-	-
Office	50,205	99,245	43,595	132,250
Administration	-	-	-	-
Noncapital Equipment & Facilities	-	-	28,431	200,000
	<u>\$ 1,434,422</u>	<u>\$ 1,943,923</u>	<u>\$ 1,955,073</u>	<u>\$ 2,401,179</u>
<u>AIRPORT AUTHORITY ADMINISTRATION</u>				
Personnel Services	\$ 2,346,171	\$ 2,302,506	\$ 2,451,072	\$ 2,279,825
Employee Benefits	1,424,889	1,596,051	1,758,160	1,745,450
Utilities & Communications	106,838	198,065	123,472	229,416
Purchased Services	762,724	1,361,777	1,019,738	1,266,456
Materials & Supplies	25,104	7,500	8,891	7,500
Office	680,936	637,609	816,098	545,132
Administration	-	-	-	-
Noncapital Equipment & Facilities	120,903	-	40,322	-
	<u>\$ 5,467,565</u>	<u>\$ 6,103,508</u>	<u>\$ 6,217,753</u>	<u>\$ 6,073,779</u>
TOTAL EXPENSES	<u>\$ 43,517,373</u>	<u>\$ 50,174,251</u>	<u>\$ 49,755,433</u>	<u>\$ 55,281,944</u>

Table 2-2
Albany County Airport Authority
Albany International Airport
2025 Preliminary Budget
**ALLOCATION OF INDIRECT COST CENTERS
TO DIRECT COST CENTERS**
(Page 1 of 3)

	Audited 2023	Budget 2024	Projected 2024	Proposed 2025
ARFF				
Airfield	\$ 456,435	\$ 532,926	\$ 489,066	\$ 638,988
Terminal	1,460,592	1,705,362	1,565,011	2,044,763
Loading Bridges	30,429	35,528	32,604	42,599
Landside	730,296	852,681	782,506	1,022,382
Parking	182,574	213,170	195,626	255,595
FBO Commercial	91,287	106,585	97,813	127,798
FBO GA & Facilities	91,287	106,585	97,813	127,798
Total Allocated	\$ 3,042,901	\$ 3,552,837	\$ 3,260,440	\$ 4,259,923
OPERATIONS				
Airfield	\$ 540,612	\$ 1,217,317	\$ 673,786	\$ 912,710
Terminal	405,459	912,988	505,339	684,533
Loading Bridges	67,576	152,165	84,223	114,089
Landside	135,153	304,329	168,446	228,178
Parking	67,576	152,165	84,223	114,089
FBO Commercial	67,576	152,165	84,223	114,089
FBO GA & Facilities	67,576	152,165	84,223	114,089
Total Allocated	\$ 1,351,529	\$ 3,043,292	\$ 1,684,464	\$ 2,281,776
SECURITY				
Airfield	\$ 488,104	\$ 526,575	\$ 536,787	\$ 564,101
Terminal	1,627,015	1,755,250	1,789,289	1,880,338
Loading Bridges	97,621	105,315	107,357	112,820
Landside	325,403	351,050	357,858	376,068
Parking	650,806	702,100	715,716	752,135
FBO Commercial	32,540	35,105	35,786	37,607
FBO GA & Facilities	32,540	35,105	35,786	37,607
Total Allocated	\$ 3,254,029	\$ 3,510,500	\$ 3,578,578	\$ 3,760,676
VEHICLE/EQUIPMENT				
Airfield	\$ 659,878	\$ 761,862	\$ 658,388	\$ 799,883
Terminal	94,268	108,837	94,055	114,269
Loading Bridges	-	-	-	-
Landside	697,585	805,397	696,010	845,591
Parking	282,805	326,512	282,166	342,807
FBO Commercial	94,268	108,837	94,055	114,269
FBO GA & Facilities	56,561	65,302	56,433	68,561
Total Allocated	\$ 1,885,365	\$ 2,176,748	\$ 1,881,108	\$ 2,285,380

Table 2-2
Albany County Airport Authority
Albany International Airport
2025 Preliminary Budget
**ALLOCATION OF INDIRECT COST CENTERS
TO DIRECT COST CENTERS**
(Page 2 of 3)

	Audited 2023	Budget 2024	Projected 2024	Proposed 2025
Subtotal Allocation before Admin Departments				
Airfield	\$ 5,813,052	\$ 7,732,876	\$ 6,603,516	\$ 7,735,367
Terminal	10,348,456	12,325,617	13,367,921	15,353,641
Loading Bridges	588,762	721,277	656,978	712,488
Landside	3,803,375	3,959,943	3,955,932	4,309,686
Parking	5,023,827	6,148,307	5,821,520	6,691,687
FBO Commercial	3,375,951	3,198,141	3,063,154	3,584,447
FBO GA & Facilities	6,848,084	7,152,915	7,264,398	7,253,961
Total Allocated	\$ 35,801,507	\$ 41,239,076	\$ 40,733,419	\$ 45,641,278
Airport Management Administration				
Airfield	\$ 278,699	\$ 423,369	\$ 368,865	\$ 465,419
Terminal	496,143	674,818	746,716	923,793
Loading Bridges	28,227	39,489	36,698	42,869
Landside	182,348	216,804	220,974	259,304
Parking	240,861	336,615	325,183	402,623
FBO Commercial	73,562	100,073	94,560	133,220
FBO GA & Facilities	134,583	152,754	162,077	173,951
Total Allocated	\$ 1,434,422	\$ 1,943,923	\$ 1,955,073	\$ 2,401,179
FBO Administration				
Airfield	\$ -	\$ -	\$ -	\$ -
Terminal	-	-	-	-
Loading Bridges	-	-	-	-
Landside	-	-	-	-
Parking	-	-	-	-
FBO Commercial	287,639	351,382	312,891	505,566
FBO GA & Facilities	526,240	536,362	536,297	660,142
Total Allocated	\$ 813,879	\$ 887,744	\$ 849,188	\$ 1,165,708
Airport Authority Administration				
Airfield	\$ 1,035,434	\$ 1,298,509	\$ 1,146,755	\$ 1,145,710
Terminal	1,843,291	2,069,725	2,321,450	2,274,078
Loading Bridges	104,872	121,117	114,090	105,529
Landside	677,466	664,956	686,980	638,322
Parking	894,856	1,032,427	1,010,955	991,128
FBO Commercial	322,191	362,872	345,438	398,575
FBO GA & Facilities	589,456	553,901	592,083	520,438
Total Allocated	\$ 5,467,565	\$ 6,103,508	\$ 6,217,753	\$ 6,073,779

Table 3
Albany County Airport Authority
Albany International Airport
2025 Preliminary Budget
DEBT SERVICE SUMMARY

	Audited 2023	Budget 2024	Projected 2024	Proposed 2025
Airport Revenue Bonds:				
2017 A Refunding Bonds	\$1,072,125	983,375	983,375	981,872
2017 B Refunding Bonds	400,025	396,525	396,525	392,525
2018 A Revenue Bonds	738,500	738,500	738,500	738,500
2018 B Revenue Bonds	734,750	734,000	734,000	732,250
2019 A Revenue Bonds	552,750	555,750	555,750	553,350
2020 A Revenue Refunding Bonds Debt Service	568,750	569,500	569,500	564,250
2020 B Revenue Refunding Bonds Debt Service	5,955,750	5,955,750	5,955,750	5,953,500
Less: PFC's Applied to 2020B Revenue Bonds	<u>(3,640,404)</u>	<u>(3,641,472)</u>	<u>(3,641,472)</u>	<u>(3,641,472)</u>
TOTAL DEBT SERVICE	\$6,382,246	\$6,291,928	\$6,291,928	\$6,274,775
Allocation of Total Debt Service to Cost Centers				
Airfield	\$ 520,970	\$ 496,274	\$ 496,274	\$ 495,649
FBO	561,179	526,704	526,704	525,577
ARFF	19,060	23,587	23,587	23,560
Terminal	1,781,982	1,779,096	1,779,096	1,776,801
Loading Bridges	46,307	46,286	46,286	46,241
Landside and Other	<u>3,452,748</u>	<u>3,419,980</u>	<u>3,419,980</u>	<u>3,406,947</u>
TOTAL ALLOCATION	\$6,382,246	\$6,291,928	\$6,291,928	\$6,274,775

Table 2-2
 Albany County Airport Authority
 Albany International Airport
 Albany International Airport
**ALLOCATION OF INDIRECT COST CENTERS
 TO DIRECT COST CENTERS**
 (Page 3 of 3)

	Audited 2023	Budget 2024	Projected 2024	Proposed 2025
TOTAL INDIRECT ALLOCATIONS				
Airfield	\$ 3,459,162	\$ 4,760,558	\$ 3,873,646	\$ 4,526,813
Terminal	5,926,767	7,226,980	7,021,861	7,921,773
Loading Bridges	328,725	453,615	374,973	417,906
Landside	2,748,251	3,195,217	2,912,774	3,369,843
Parking	2,319,477	2,762,990	2,613,870	2,858,377
FBO Commercial	969,064	1,217,019	1,064,767	1,431,122
FBO GA & Facilities	1,498,244	1,602,173	1,564,713	1,702,587
Total Allocated	<u>\$ 17,249,690</u>	<u>\$ 21,218,552</u>	<u>\$ 19,426,604</u>	<u>\$ 22,228,421</u>

TOTAL DIRECT & INDIRECT EXPENSES BY COST CENTER				
Airfield	\$ 7,127,185	\$ 9,454,755	\$ 8,119,136	\$ 9,346,497
Terminal	12,687,889	15,070,160	16,436,087	18,551,511
Loading Bridges	721,861	881,884	807,766	860,886
Landside	4,663,189	4,841,703	4,863,886	5,207,312
Parking	6,159,543	7,517,350	7,157,659	8,085,438
FBO Commercial	4,059,343	4,012,468	3,816,043	4,621,807
FBO GA & Facilities	8,098,363	8,395,931	8,554,856	8,608,493
Total Allocated	<u>\$ 43,517,373</u>	<u>\$ 50,174,251</u>	<u>\$ 49,755,433</u>	<u>\$ 55,281,944</u>

Table 3-2
Albany County Airport Authority
Albany International Airport
2025 Preliminary Budget
CALCULATION OF PFC REVENUES

	Audited 2023	Budget 2024	Projected 2024	Proposed 2025
ENPLANEMENTS	1,376,639	1,425,000	1,425,000	1,504,000
PFC's charged	\$4.50	\$4.50	\$4.50	\$4.50
LESS: Carrier Compensation	(0.11)	(0.11)	(0.11)	(0.11)
Net PFC Revenue	\$4.39	\$4.39	\$4.39	\$4.39
% of PFCs collected on Enplanements	88.7%	87.0%	87.0%	87.0%
PFC's Available for Debt Service	<u>\$5,362,067</u>	\$5,442,503	\$5,442,503	\$5,744,227
PFC DEBT SERVICE FUND ACTIVITY				
BEGINNING BALANCE	\$8,243,089	\$9,776,093	\$9,776,093	\$11,740,398
PLUS: Deposit of PFC's	5,362,067	5,442,503	5,442,503	5,744,227
PLUS: Interest Earnings on PFC's	295,276	163,275	163,275	172,327
LESS: Applied Towards Pay as you go Projects	(483,935)			
LESS: Applied Towards 2020B Debt Service	(3,640,404)	(3,641,472)	(3,641,472)	(3,641,472)
ENDING BALANCE	<u>\$9,776,093</u>	<u>\$11,740,398</u>	<u>\$11,740,398</u>	<u>\$14,015,480</u>
PFC's APPLIED TO DEBT SERVICE	\$3,640,404	\$3,641,472	\$3,641,472	\$3,641,472
Allocation of PFC's to Cost Centers				
Airfield	\$ 456,149	\$ 456,283	\$ 456,283	\$ 456,283
Terminal	2,646,093	2,646,869	2,646,869	2,646,869
Loading Bridges	72,808	72,829	72,829	72,829
Landside	465,355	465,491	465,491	465,491
Total	<u>\$3,640,404</u>	<u>\$3,641,472</u>	<u>\$3,641,472</u>	<u>\$3,641,472</u>

Table 3-1
 Albany County Airport Authority
 Albany International Airport
 2025 Preliminary Budget
AIRPORT REVENUE BONDS DEBT SERVICE
 (Page 1 of 3)

	Audited 2023	Proposed 2024	Projected 2024	Proposed 2025
2017 A Revenue Refunding Bonds Debt Service	\$ 1,072,125	\$ 983,375	\$ 983,375	\$ 981,872
Allocation of 2017 A Revenue Refunding Bonds Debt Service to Cost Centers				
Airfield	\$ 250,517	\$ 225,955	\$ 225,955	\$ 225,604
FBO	213,643	179,522	179,522	179,223
ARFF	19,060	23,587	23,587	23,560
Terminal	98,035	96,193	96,193	96,056
Landside and other	296,928	283,635	283,635	283,219
Parking	193,942	174,481	174,481	174,210
Total	\$ 1,072,125	\$ 983,375	\$ 983,375	\$ 981,872
2017 B Revenue Refunding Bonds Debt Service	\$ 400,025	\$ 396,525	\$ 396,525	\$ 392,525
Allocation of 2017 B Refunding Bonds Debt Service to Cost Centers				
Airfield	\$ -	\$ -	\$ -	\$ -
FBO	-	-	-	-
Parking	-	-	-	-
Landside and other	400,025	396,525	396,525	392,525
Terminal	-	-	-	-
Total	\$ 400,025	\$ 396,525	\$ 396,525	\$ 392,525

Table 3-1
 Albany County Airport Authority
 Albany International Airport
 2025 Preliminary Budget
AIRPORT REVENUE BONDS DEBT SERVICE
 (Page 2 of 3)

	Audited 2023	Budget 2024	Projected 2024	Proposed 2025
2018 A Revenue Bonds Debt Service	\$ 738,500	\$ 738,500	\$ 738,500	\$ 738,500
Allocation of 2018 A Revenue Bonds Debt Service to Cost Centers				
Airfield	\$ -	-	-	-
FBO	-	-	-	-
ARFF	-	-	-	-
Terminal	6,647	6,647	6,647	6,647
Landside and other	-	-	-	-
Parking	731,854	731,854	731,854	731,854
Total	<u>\$ 738,500</u>	<u>\$ 738,500</u>	<u>\$ 738,500</u>	<u>\$ 738,500</u>
2018 B Revenue Bonds Debt Service	\$ 734,750	\$ 734,000	\$ 734,000	\$ 732,250
Allocation of 2018 B Revenue Bonds Debt Service to Cost Centers				
Airfield	\$ -	\$ -	\$ -	\$ -
FBO	347,537	347,182	347,182	346,354
ARFF	-	-	-	-
Terminal	261,571	261,304	261,304	260,681
Landside and other	125,642	125,514	125,514	125,215
Parking	-	-	-	-
Total	<u>\$ 734,750</u>	<u>\$ 734,000</u>	<u>\$ 734,000</u>	<u>\$ 732,250</u>

Table 3-1
 Albany County Airport Authority
 Albany International Airport
 2025 Preliminary Budget
AIRPORT REVENUE BONDS DEBT SERVICE
 (Page 3 of 3)

	Audited 2023	Budget 2024	Projected 2024	Proposed 2025
2019 A Revenue Bonds Debt Service	\$ 552,750	\$ 555,750	\$ 555,750	\$ 553,350
Allocation of 2019 A Revenue Bonds Debt Service to Cost Centers				
Airfield	\$ -	\$ -	\$ -	\$ -
FBO	-	-	-	-
ARFF	-	-	-	-
Terminal	-	-	-	-
Landside and other	-	-	-	-
Parking	552,750	555,750	555,750	553,350
Total	<u>\$ 552,750</u>	<u>\$ 555,750</u>	<u>\$ 555,750</u>	<u>\$ 553,350</u>
2020 A Revenue Refunding Bonds Debt Service	\$ 568,750	\$ 569,500	\$ 569,500	\$ 564,250
Allocation of 2020 A Bonds Debt Service to Cost Centers				
Airfield	\$ -	\$ -	\$ -	\$ -
FBO	-	-	-	-
ARFF	-	-	-	-
Terminal	-	-	-	-
Landside and other	568,750	569,500	569,500	564,250
Parking	-	-	-	-
Total	<u>\$ 568,750</u>	<u>\$ 569,500</u>	<u>\$ 569,500</u>	<u>\$ 564,250</u>
2020 B Revenue Refunding Bonds Debt Service	\$5,955,750	\$5,955,750	\$5,955,750	\$5,953,500
Allocation of 2020 B Bonds Debt Service to Cost Centers				
Airfield	\$ 726,602	\$ 726,602	\$ 726,602	\$ 726,327
Terminal	4,061,822	4,061,822	4,061,822	4,060,287
Loading Bridges	119,115	119,115	119,115	119,070
Landside	1,048,212	1,048,212	1,048,212	1,047,816
Parking	-	-	-	-
Total	<u>\$5,955,750</u>	<u>\$5,955,750</u>	<u>\$5,955,750</u>	<u>\$5,953,500</u>

Table 5
Albany County Airport Authority
Albany International Airport
2025 Preliminary Budget
LANDING FEE RATES

	Audited 2023	Budget 2024	Projected 2024	Proposed 2025
Airfield:				
Direct O&M Expenses	\$ 3,668,023	\$4,694,197	\$4,245,490	\$4,819,684
Indirect O&M Expenses	3,459,162	4,760,558	3,873,646	4,526,813
O&M Reserve Requirement	145,027	148,968	129,001	143,926
FBO:				
Commercial Direct O&M Expenses	1,248,670	1,425,141	1,380,968	1,820,377
Commercial Indirect O&M Expenses	969,064	1,217,019	1,064,767	1,431,122
Commercial O&M Reserve Requirement	49,107	41,630	38,859	50,070
Airfield Capital Charges:				
2017 A Refunding Revenue Bonds Debt Service	250,517	225,955	225,955	225,604
2020 B Revenue Refunding Bonds Debt Service	726,602	726,602	726,602	726,327
LESS: Applicable Approved PFC Revenues	(456,149)	(456,283)	(456,283)	(456,283)
Airfield Amortization Requirements	-	-	-	-
FBO Commercial Capital Charges	-	-	-	-
Airfield Capital Charge Coverage	-	-	-	-
FBO Commercial Capital Charge Coverage	-	-	-	-
Airfield Debt Service Reserve Requirement	-	-	-	-
FBO Commercial Debt Service Reserve Requirement	-	-	-	-
Airfield Extraordinary Coverage Protection	-	-	-	-
FBO Commercial Revenues Credit:				
Into Plane	(730,085)	(810,000)	(725,610)	(810,000)
Fuel Farm Throughput Fee	(868,166)	(916,500)	(955,969)	(916,500)
Avgas Fuel Sales Commercial	(21,341)	(20,000)	(16,678)	(20,000)
LESS: Cost of Sales, Avgas	18,193	15,000	15,000	15,000
Deicing - Commercial	(2,176,689)	(1,390,350)	(2,335,136)	(1,390,350)
LESS: Cost of Sales, Deicing	1,626,730	1,133,308	1,133,308	1,133,308
General Aviation Landing Fees	(380,202)	(340,000)	(468,352)	(340,000)
General Aviation Parking Fees	(569,605)	(550,000)	(569,408)	(550,000)
Total LANDING FEE REQUIREMENT	\$ 6,958,857	\$ 9,905,245	\$ 7,306,160	\$ 10,409,098
Total Landed Weight (000-lbs)	1,711,642	1,512,000	1,512,000	1,815,000
COMPENSATORY LANDING FEE RATE	\$ 4.07	\$ 6.55	\$ 4.83	\$ 5.74
LESS: Interest Earning Credit Allocated to Airfield	24,723	71,383	187,715	71,383
LESS: Glycol disposal Fee	295,766	301,436	390,335	301,436
LESS: Aircraft Aprons Fee Credit (Per Table 6)	695,886	990,524	730,616	1,040,910
LESS: Airfield Tenant Maintenance	29,765	30,000	76,743	30,000
LESS: Non-signatory Airline Landing Fee Credit	50,798	84,360	59,400	49,520
LESS: Cares Act	1,151,860	-	-	-
NET LANDING FEE REQUIREMENT	\$ 4,710,060	\$ 8,427,541	\$ 5,861,351	\$ 8,915,850
Signatory Commercial & Cargo Carrier Landed Wt (000-lbs)	1,701,928	1,500,000	1,500,000	1,807,000
Signatory Landing Fee Rate	\$ 2.77	\$ 5.62	\$ 3.91	\$ 4.93
SIGNATORY AIRLINE LANDING FEE REVENUE	\$4,244,427	\$7,502,700	\$5,219,850	\$7,927,440
NON-SIGNATORY PASSENGER LANDING FEE REVENUE	15,303	-	-	-
TOTAL AIRLINE LANDING FEE REVENUE	\$4,259,730	\$7,502,700	\$5,219,850	\$7,927,440
SIGNATORY CARGO LANDING FEE REVENUE	\$469,914	\$927,300	\$645,150	\$981,070
NON-SIGNATORY CARGO LANDING FEE REVENUE	35,495	84,360	59,400	49,520
TOTAL CARGO LANDING FEE REVENUE	\$505,409	\$1,011,660	\$704,550	\$1,030,590

Table 6
 Albany County Airport Authority
 Albany International Airport
 2025 Preliminary Budget
 AIRCRAFT APRON FEE

	Audited 2023	Budget 2024	Projected 2024	Proposed 2025
TOTAL AIRFIELD REQUIREMENT	\$ 6,958,857	\$9,905,245	\$7,306,160	\$10,409,098
10% of AIRFIELD REQUIREMENT	\$ 695,886	\$990,524	\$730,616	\$1,040,910
TOTAL APRON SQUARE FEET	504,441	530,372	504,441	504,441
AIRCRAFT APRON FEE (PER SQ FT)	\$1.38	\$1.87	\$1.45	\$2.06

Table 7
Albany County Airport Authority
Albany International Airport
2025 Preliminary Budget
TERMINAL RENTAL RATE CALCULATIONS

	Audited 2023	Budget 2024	Projected 2024	Proposed 2025
Terminal Direct O&M Expenses	\$ 6,761,122	\$ 7,843,180	\$ 9,414,226	\$ 10,629,738
Terminal Indirect O&M Expenses	5,926,767	7,226,980	7,021,861	7,921,773
Terminal O&M Reserve Requirement	256,459	237,443	261,144	285,673
Terminal Capital Charges:				
2017 A Refunding Revenue Bonds Debt Service	98,035	96,193	96,193	96,056
2018 A Revenue Bonds Debt Service	6,647	6,647	6,647	6,647
2018 B Revenue Bonds Debt Service	261,571	261,304	261,304	260,681
2020 B Revenue Refunding Bonds Debt Service	4,061,822	4,061,822	4,061,822	4,060,287
LESS: Applicable PFC Revenues	(2,646,093)	(2,646,869)	(2,646,869)	(2,646,869)
Terminal Amortization Requirements	-	-	-	-
Terminal Capital Charge Coverage	-	-	-	-
Terminal Debt Service Reserve Requirement	-	-	-	-
TERMINAL Extraordinary Coverage Protection	-	-	-	-
TOTAL REQUIREMENT	\$14,726,330	\$ 17,086,700	\$18,476,328	\$ 20,613,986
Rentable Terminal Space	135,985	135,985	135,985	137,708
COMPENSATORY TERMINAL RENTAL RATE	\$ 108.29	\$ 125.65	\$ 135.87	\$ 149.69
LESS: Interest Earning Credit allocated to Terminal	\$ 107,259	\$ 317,478	\$ 834,866	\$ 317,479
LESS: Non-airline Terminal Space Rentals - Flat Rate	82,030	103,114	103,114	103,114
LESS: Non-airline Terminal Space Rentals - Signatory Rate	45,156	-	61,382	68,304
LESS: Non-airline Terminal Space Rentals - Calculated Rate	163,504	-	250,473	279,175
LESS: TSA Space Rental	565,554	574,783	565,554	565,538
LESS: TSA (LEO) Reimbursement	138,700	138,700	101,992	-
LESS: Utility Reimbursements	37,380	24,000	36,478	36,920
LESS: Terminal Tenant Maintenance Reimbursements	4,150	20,559	45,978	20,559
LESS: Cares Act	1,552,931	-	-	-
NET TERMINAL REQUIREMENT	\$12,029,666	\$ 15,908,066	\$16,476,491	\$ 19,222,896
Rentable Terminal Space	135,985	135,985	135,985	137,708
SIGNATORY TERMINAL RENTAL RATE	\$ 88.46	\$ 116.98	\$ 121.16	\$ 139.59
Signatory Airline Terminal Rental Space	51,627	51,626	51,626	51,626
SIGNATORY AIRLINE RENTAL REVENUE	\$ 4,566,924	\$ 6,039,209	\$ 6,255,006	\$ 7,206,473
MONTH TO MONTH AIRLINE REVENUE	95,115	0	0	0
TOTAL AIRLINE RENTAL REVENUE	\$ 4,662,039	\$ 6,039,209	\$ 6,255,006	\$ 7,206,473
Baggage Claim Room Square Footage	17,784	17,784	17,784	17,784
BAGGAGE CLAIM ROOM REVENUE	\$ 1,573,173	\$ 2,080,372	\$ 2,154,709	\$ 2,482,469
NONSIGNATORY AIRLINE RENTAL REVENUE	\$ -	\$ -	\$ -	\$ 257,916
AIRLINE RENTAL REVENUE	\$ 6,235,212	\$ 8,119,582	\$ 8,409,716	\$ 9,946,858

Table 8
Albany County Airport Authority
Albany International Airport
2025 Preliminary Budget
LOADING BRIDGE RENTALS

	Audited 2023	Budget 2024	Projected 2024	Proposed 2025
LOADING BRIDGE RENTALS				
Loading Bridge Direct O&M Expenses	\$ 393,136	\$ 428,269	\$ 432,793	\$ 442,980
Loading Bridge Indirect O&M Expenses	328,725	453,615	374,973	417,906
2020 B Revenue Refunding Bonds Debt Service	119,115	119,115	119,115	119,070
LESS: Applicable PFC Revenues	(72,808)	(72,829)	(72,829)	(72,829)
LESS: Interest Earning Credit Allocated to Loading Bridges	2,857	8,506	22,368	8,506
LESS: Cares Act	(100,895)	-		
Loading Bridge O & M Reserve Requirement	14,767	13,895	12,834	13,257
TOTAL LOADING BRIDGE REQUIREMENT	\$ 684,897	\$ 950,570	\$ 889,253	\$ 928,889
NUMBER OF LOADING BRIDGES	13	14	14	14
CHARGE PER LOADING BRIDGE	\$ 52,684	\$ 67,898	\$ 63,518	\$ 66,349
NUMBER OF LEASED LOADING BRIDGES	13	13	13	14
TOTAL LOADING BRIDGE REVENUE	\$ 684,897	\$ 882,672	\$ 825,735	\$ 928,889

Table 10
Albany County Airport Authority
Albany International Airport
2025 Preliminary Budget
AIRLINE COST PER ENPLANEMENT

(Includes Settlement and Revenue Sharing Calculation)	Audited 2023	Budget 2024	Projected 2024	Proposed 2025
AIRPORT OPERATIONS:				
Airline Landing Fees	\$ 4,259,730	\$ 7,502,700	\$ 5,219,850	\$ 7,927,440
Airline Space Rental	6,235,212	8,119,582	8,409,716	9,946,858
Loading Bridge Rentals	684,897	882,672	825,735	928,889
Airline Apron Fee	695,886	990,524	730,616	1,040,910
Airline Share of Revenue Sharing	(5,247,202)	(3,339,536)	(3,309,689)	(2,437,129)
Total Airport Operations	\$ 6,628,523	\$ 14,155,942	\$ 11,876,227	\$ 17,406,968
FBO OPERATIONS:				
Avgas Fuel Sales Commercial	\$ 21,341	\$ 20,000	\$ 16,678	\$ 20,000
Deicing	2,176,689	1,390,350	2,335,136	1,390,350
Into Plane & Fuel Farm	1,598,251	1,726,500	1,681,579	1,726,500
Total FBO Operations	\$ 3,796,281	\$ 3,136,850	\$ 4,033,393	\$ 3,136,850
TOTAL AIRLINES FEES & CHARGES	\$ 10,424,804	\$ 17,292,792	\$ 15,909,620	\$ 20,543,818
ENPLANEMENTS	1,376,639	1,425,000	1,425,000	1,504,000
COST PER ENPLANEMENT	\$ 4.83	\$ 9.95	\$ 8.35	\$ 11.59
FBO OPERATIONS COST PER ENPLANEMENT	\$ 2.74	\$ 2.19	\$ 2.82	\$ 2.07
TOTAL COMBINED COST PER ENPLANEMENT	\$ 7.57	\$ 12.14	\$ 11.16	\$ 13.66

Table 9
Albany County Airport Authority
Albany International Airport
2025 Preliminary Budget
CALCULATION AND ALLOCATION OF FUNDS REMAINING

	Audited 2023	Budget 2024	Projected 2024	Proposed 2025
TOTAL REVENUES BEFORE REV SHARING	\$65,512,941	\$68,428,201	\$67,396,222	\$71,330,361
TOTAL EXPENSES	<u>43,517,373</u>	<u>50,174,251</u>	<u>49,755,433</u>	<u>55,281,944</u>
NET REVENUES	\$21,995,568	\$18,253,950	\$17,640,789	\$16,048,417
LESS:				
Capital Charges:				
Less: Applicable Approved PFC Revenues	(3,640,404)	(3,641,472)	(3,641,472)	(3,641,472)
2017 A Revenue Refunding Bonds Debt Service	1,072,125	983,375	983,375	981,872
2017 B Revenue Refunding Bonds Debt Service	400,025	396,525	396,525	392,525
2018 A Revenue Bond	738,500	738,500	738,500	738,500
2018 B Revenue Bonds Debt Service	734,750	734,000	734,000	732,250
2019 Revenue Bond	552,750	555,750	555,750	553,350
2020 A Revenue Refunding Bonds Debt Service	568,750	569,500	569,500	564,250
2020 B Revenue Refunding Bonds Debt Service	5,955,750	5,955,750	5,955,750	5,953,500
Capital Charge Coverage	0	0	0	0
Debt Service Reserve Requirement	0	0	0	0
Capital Expenditures (Per Table 4)	3,761,606	3,992,411	3,938,944	4,048,102
Operating & Maintenance Reserve	857,313	790,538	790,538	851,282
Renewal and Replacement Reserve	500,000	500,000	0	0
Subtotal	<u>11,501,165</u>	<u>11,574,877</u>	<u>11,021,410</u>	<u>11,174,159</u>
FUNDS REMAINING	<u>\$10,494,403</u>	<u>\$6,679,073</u>	<u>\$6,619,379</u>	<u>\$4,874,257</u>
	50%	50%	50%	50%
Authority Share - 50%	5,247,202	3,339,536	3,309,689	2,437,129
Less Cost of Air Service Incentive Programs	<u>(571,357)</u>	<u>(400,000)</u>	<u>(420,465)</u>	<u>(400,000)</u>
Authority Share Net of Air Service Incentive	<u>4,675,845</u>	<u>2,939,536</u>	<u>2,889,224</u>	<u>2,037,129</u>
	50%	50%	50%	50%
Airline Share - 50%	5,247,202	3,339,536	3,309,689	2,437,129
Net Airline Share	<u>5,247,202</u>	<u>3,339,536</u>	<u>3,309,689</u>	<u>2,437,129</u>
	<u>10,494,403</u>	<u>6,679,073</u>	<u>6,619,379</u>	<u>4,874,257</u>
ALLOCATION OF AIRLINE SHARE				
Terminal	4,197,761	2,671,629	2,647,751	1,949,703
Airfield	<u>1,049,440</u>	<u>667,907</u>	<u>661,938</u>	<u>487,426</u>
TOTAL AIRLINE SHARE	<u>\$5,247,202</u>	<u>\$3,339,536</u>	<u>\$3,309,689</u>	<u>\$2,437,129</u>

Table 4
Albany County Airport Authority
Albany International Airport
2025 Preliminary Budget
CALCULATION OF CAPITAL EXPENDITURES FUND CONTRIBUTION

	Audited 2023	Budget 2024	Projected 2024	Proposed 2025
Total Revenues before Revenue Sharing	\$65,512,941	\$68,428,201	\$67,396,222	\$71,330,361
Less:				
Airline Landing Fees	4,259,730	7,502,700	5,219,850	7,927,440
Airline Apron Fee	695,886	990,524	730,616	1,040,910
Airline Space Rental	6,235,212	8,119,582	8,409,716	9,946,858
Loading Bridge Rentals	684,897	882,672	825,735	928,889
Nonoperating Revenues	6,880,494	1,307,100	3,249,280	1,168,400
NON-AIRLINE REVENUES	<u>\$46,756,723</u>	<u>\$49,625,623</u>	<u>\$48,961,025</u>	<u>\$50,317,864</u>
2016 Non-Airline Revenues	37,289,966	37,289,966	37,289,966	37,289,966
% of Current Year over 2016 Non-Airline Revenues	25.4%	33.1%	31.3%	34.9%
Capital Expenditure % times \$3,000,000	3,761,606	3,992,411	\$3,938,944	\$4,048,102
Total Capital Expenditure	<u>\$3,761,606</u>	<u>\$3,992,411</u>	<u>\$3,938,944</u>	<u>\$4,048,102</u>

AGENDA ITEM NO. 3

**PFC Application: Authorization to Submit
the following Passenger Facility Charge
Applications**

AGENDA ITEM NO: 3
FINANCE COMMITTEE
MEETING DATE: September 11, 2024

ALBANY COUNTY AIRPORT AUTHORITY
REQUEST FOR AUTHORIZATION

DEPARTMENT: *Finance*

Contact Person: *Michael Zonsius, Chief Financial Officer*

PURPOSE OF REQUEST:

PFC Application: Authorization to Submit the following Passenger Facility Charge Applications:

<i>PFC Application 24-06-C-00 ALB</i>	<i>\$18,590,197</i>
<i>PFC Application 23-05-C-00 ALB (Amendment)</i>	<i>1,439,839</i>
<i>PFC Application 20-04-C-00 ALB (Amendment)</i>	<i><u>312,507</u></i>
	<i>\$20,342,543</i>

AMOUNT: *\$20,342,543*

BUDGET INFORMATION:

Anticipated in Current Budget: Yes: \checkmark No:

Account String: 2024-79500-43-0000

FISCAL IMPACT - FUNDING (Dollars or Percentages)

Federal: NA State: NA Airport: NA

JUSTIFICATION:

Authorization is requested to execute one new Passenger Facility Charge Application, PFC24-06-C-00. The projects included in this application include: Concourse A Modernization and Enhancements, Airfield Lighting Controls, Airport Stormwater & Resiliency Master Plan, Intrusion Detection System, Cargo Apron Rehabilitation, Runway 10/28 Rehabilitation, Runway 01/19 and South Perimeter Road Rehabilitation, Airport Sustainability Management Plan, Runway 28 RPZ Property Acquisition, and PFC Consulting Fees.

Authorization is requested to amend/increase PFC Application 23-05-C-00 ALB by \$1,439,839. This project was for the Design and Construction of the Perimeter Gates and Fence Replacement. The scope of this project did not change.

AGENDA ITEM NO: 3
FINANCE COMMITTEE
MEETING DATE: September 11, 2024

Authorization is requested to amend/increase PFC Application 23-04-C-00 ALB by \$312,507. This project was the relocation of Escalators #22 and #23. Originally the escalators were to replace those in the ticketing lobby, however, that plan was changed with the new Terminal Connector Project, and now the escalators replaced those in Concourse B.

CHIEF EXECUTIVE OFFICER'S RECOMMENDATION:

Recommend approval.

FINAL AGREEMENT SUBJECT TO APPROVAL BY COUNSEL:


YES: ✓ NA:

PROCUREMENT DEPARTMENT APPROVAL:

NA

BACK-UP MATERIAL:

Application 6 to Impose and Use PFC Revenue



September 9, 2024

ACAA Finance Committee
Peter Stuto, Esq.

Attached for your review is the Passenger Facility Charge Application #6. Also, within this application are two (2) previously FAA approved applications. All three (3) applications will be presented for authorization at the September 16th Board Meeting.

Should you have any questions, please do not hesitate to call.

Michael



Application 6 to Impose and Use PFC Revenues

for

Albany International Airport

Albany County, New York

Submitted by the

Albany County Airport Authority

AUGUST 2024



PASSENGER FACILITY CHARGE (PFC) APPLICATION

1. Application Type (Check all that apply) <input checked="" type="checkbox"/> a. Impose PFC Charges <input checked="" type="checkbox"/> b. Use PFC Revenue <input type="checkbox"/> c. Amend PFC No.		FAA USE ONLY		
		Date Received: PFC Number:		
PART I - General				
2. Public Agency Name, Address, and Contact Person Agency Name: Albany County Airport Authority Address: 737 Albany Shaker Road City, State, ZIP: Albany, NY 12211 Contact Person: Michael F. Zonsius, CPA, AAE		3. Airport(s) to Use Albany International Airport		4. Consultation Dates a. Date of Written Notice to Air Carriers: 04/22/2024 b. Date of Consultation Meeting with Air Carriers: 05/22/2024 c. Date of Public Notice: 07/25/2024
PART II - Charges				
5. Charges				
a. Airport to Impose: Albany International Airport	b. Level <input type="checkbox"/> \$1.00 <input type="checkbox"/> \$2.00 <input type="checkbox"/> \$3.00 <input type="checkbox"/> \$4.00 <input checked="" type="checkbox"/> \$4.50	c. Total Estimated PFC Revenue Impose: \$ 12,858,346 Use: \$ 12,858,346	d. Proposed Effective Date: 06/01/2028	e. Estimated Expiration Date: 06/01/2030
PART III - Attachments				
6. Attachments (Check all that Apply)				
a. Airport Capital Improvement Plan	<input checked="" type="checkbox"/> Attached	Submitted with Application Number:		
b. Application Project Information	<input type="checkbox"/> Attached	Submitted with Application Number:		
c. Air Carrier Consultation and Public Notice Information	<input checked="" type="checkbox"/> Attached	Submitted with Application Number:		
d. Request to Exclude Class(es) of Carriers	<input type="checkbox"/> Attached	Submitted with Application Number:		
e. Alternative Uses/Projects	<input type="checkbox"/> Attached	Submitted with Application Number:		
f. Competition Plan/Update	<input type="checkbox"/> Attached	Submitted with Application Number:		
g. ALP/Airspace/Environmental	<input type="checkbox"/> Attached	Submitted with Application Number:		
h. Notice of Intent Project Information	<input checked="" type="checkbox"/> Attached	Submitted with Application Number:		
i. Other:	<input type="checkbox"/> Attached	Submitted with Application Number:		
PART IV - Certification				
7. With respect to this PFC application I hereby certify as follows:				
<ul style="list-style-type: none"> To the best of my knowledge and belief, all data in this application are true and correct; This application has been duly authorized by the governing body of the public agency; The public agency will comply with the assurances (Appendix A to Part 158) if the application is approved; For those projects for which approval to use PFC revenue is requested, all applicable ALP approvals, airspace determinations, and environmental reviews required by the National Environmental Policy Act have been completed. If required, the public agency has submitted a competition plan in accordance with 49 U.S.C. 47106(f); and If required by 49 U.S.C. 40117(d)(4), adequate provision for financing the airside needs, including runways, taxiways, aprons, and gates, has been made by the public agency. 				
a. Name of Authorized Representative Michael F. Zonsius, CPA, AAE	b. Title Chief Financial Officer	c. Telephone Number 518.242.2200		
d. E-mail Address mzonsius@albanyairport.com				
Please read the following information: By signing this document, you are agreeing that you have reviewed the following disclosure information and consent to transact business using electronic communications, to receive notices and disclosures electronically, and to utilize electronic signatures in lieu of using paper documents. You are not required to receive notices and disclosures or sign documents electronically. If you prefer not to do so, you may request to receive paper copies and withdraw your consent at any time.				
e. Signature of Authorized Representative				f. Date Signed

Albany International Airport
Capital Improvement Program - All Projects w/ Notes

Project Description/Narrative	NPR	State:		New York		NPIAS #:		3-56-001		LOC ID:	ALB	Date:	July 9th, 2024								
		Entitlement	Cargo Entitlement	Discretionary	Federal Funds		BIL-ATP	BIL-AIG	Other (FMA)					State Matching Funds	PFC	Other	State funded only	Totals	Environmental Type	Environmental Status	Comments
					Supplemental Discretionary	Supplemental Discretionary															
2024																					
Runway 01-19 Rehabilitation/Lighting Upgrades & South Side Terminal Road - Construction	81	\$ 6,494,552		\$ 2,832,206		\$ 10,600,000			\$ 518,159	\$ 518,159	\$ 296,575		Issued 3-28-2022 / 2-22-2022	CATEX / Short EA	Issued 3-28-2022 / 2-22-2022	by Madelyn Sheehan-NYAD0					
Terminal Concrete A Modernization & Enhancement - Construction	42					\$ 10,600,000			\$ 10,377,000				Issued 9-22-2022	CATEX	Issued 9-22-2022	by Madelyn Sheehan-NYAD0					
Airfield Lighting Control (Equipment & Installation)									\$ 500,000				Pending	CATEX	Pending	Submitted for review - 12-06-2023					
Replace Passenger Boarding Bridge A6 & B6	42								\$ 2,000,000				Issued 3-28-2022	CATEX	Issued 3-28-2022	by Madelyn Sheehan-NYAD0					
Intrusion Detection Security System (Equipment & Installation)									\$ 600,000				Issued 12-04-2023	Admin CATEX	Issued 12-04-2023	By Zack Dehaene - NYAD0					
Full-Depth Reconstruct GA Apron - Environmental										\$ 4,090	\$ 4,090		N/A	N/A	N/A	N/A					
Full-Depth Reconstruct Terminal Apron - Environmental	69									\$ 4,090	\$ 4,090		N/A	N/A	N/A	N/A					
Full-Depth Reconstruct GA Apron - Design										\$ 450,000	\$ 450,000		Pending	Pending	Pending	2022 Branch PCE 57, 47, 64					
Airport Sustainability Management Plan - Planning	77				\$ 449,203				\$ 24,961	\$ 24,961			Pending	Admin CATEX	Pending						
Terminal & North Parking Garage Elevator Rehabilitation - Construction (Phase 1)											\$ 806,280	\$ 806,280	SEQR Completed	SEQR N/A NEPA	SEQR Completed						
Replace SRE - Snow Blower (One Unit - M22) Previous Grant 147-2021 New Bid - 5582999	42										\$ 577,570	\$ 577,570	Issued 2-28-2021	CATEX	Issued 2-28-2021	by Madelyn Sheehan-NYAD0					
Runway 01 MALSR - Design (Reimbursable Agreement)		\$ 6,494,552		\$ 2,832,206	\$ 449,203	\$ 10,600,000	\$ -	\$ -	\$ 543,120	\$ 14,020,120	\$ 1,592,275	\$ 806,280		Pending							
Total FY2024																					
2025																					
Full-Depth Reconstruct GA Apron - Construction (Excludes Proposed Tarmac Area)	69	\$ 4,500,000	\$ 100,000	\$ 2,600,000					\$ 400,000	\$ 400,000	\$ 400,000		Submitted June 2024	CATEX	Submitted June 2024	2022 Branch PCE 57, 47, 64					
Full-Depth Reconstruct Terminal Apron - Design	69					\$ 5,700,000			\$ 3,000,000				Pending	Pending	Pending	2022 Branch PCE 65					
Terminal Electrical Resiliency Upgrades - Equipment & Construction										\$ 75,000	\$ 75,000		Issued 04-01-2024	CATEX	Issued 04-01-2024	By Zack Dehaene - NYAD0					
PFSS/PPON Mitigation & Transition (Potential Separate Discretionary Funding Allocation)									\$ 1,350,000	\$ 1,350,000			Pending	Pending	Pending						
NW MRO Development - Environmental										\$ 50,000	\$ 50,000		Pending	Pending	Pending						
East Side Runway 1-19 Partial Parallel Taxiway - Environmental										\$ 200,000	\$ 200,000		Pending	Pending	Pending						
Runway 28 HZ Property Acquisition (-3.6 AC, 64 Wide Road)				\$ 27,000					\$ 1,500	\$ 1,500			Issued 03-07-2024	CATEX	Issued 03-07-2024	By Zack Dehaene - NYAD0					
Airport Stormwater & Resiliency Master Plan - Planning (Phase 2)										\$ 500,000	\$ 500,000		Pending	Admin CATEX	Pending						
Replace Runway Friction Tester Vehicle										\$ 806,280	\$ 806,280		SEQR Completed	SEQR N/A NEPA	SEQR Completed						
Replace 2003 SRE - Multi-Use Dump/Flow/Sand (One Unit - M65)										\$ 280,000	\$ 280,000		Pending	Pending	Pending						
Replace 1993 SRE - Snow Blower (One Unit - M25)										\$ 330,000	\$ 330,000		Pending	Pending	Pending						
Replace 2004 SRE - Front End Loader w/ 30FT Flow (One Unit - M48)										\$ 700,000	\$ 700,000		Pending	Pending	Pending						
Replace 2004 SRE - Front End Loader w/ 30FT Flow (One Unit - M49)										\$ 600,000	\$ 600,000		Pending	Pending	Pending						
Replace 2004 SRE - Front End Loader w/ 30FT Flow (One Unit - M49)										\$ 600,000	\$ 600,000		Pending	Pending	Pending						
Total FY2025		\$ 4,500,000	\$ 100,000	\$ 2,627,000	\$ -	\$ 5,700,000	\$ -	\$ -	\$ 476,500	\$ 3,250,000	\$ 3,824,020	\$ 806,280		Pending							
2026																					
Full-Depth Reconstruct Terminal Apron (Phase 1) - Construction	69	\$ 4,500,000	\$ 100,000	\$ 8,000,000					\$ 750,000	\$ 750,000	\$ 750,000		Pending	Pending	Pending	2022 Branch PCE 65					
VORTAC Relocation/Removal - Demolition (FMA AT0 100%)						\$ 500,000			\$ 500,000				Pending	Pending	Pending	Pending - Based on indications from DOD and ATO for re-evaluation schedule					
Runway 01 MALSR - Construction/Replacement (FMA AT0 100%)						\$ 2,500,000			\$ 2,500,000				Pending	Pending	Pending	Pending - Based on indications from DOD and ATO for re-evaluation schedule					
Comprehensive AGES Obstruction & Topography Survey									\$ 8,500	\$ 8,500			Pending	Pending	Pending						
East Side Runway 1-19 Partial Parallel Taxiway - Design									\$ 1,200,000	\$ 1,200,000			Pending	Pending	Pending	Pending - Planning Purposes Only, Need justification					
NW MRO Development - Design (Possible Partial Private Funding)									\$ 2,000,000	\$ 2,000,000			Pending	Pending	Pending						
GA Hangar Development - Environmental									\$ 10,000	\$ 10,000			Pending	Pending	Pending	CATEX Issued Nov. 15th 2021, renewal					
Replace 2004 SRE - Multi-Use Dump/Flow/Sand (One Unit - M66)									\$ 2,000,000	\$ 2,000,000			Pending	Pending	Pending						
Replace 1984 SRE - Sand Spreader (One Unit - M30)									\$ 250,000	\$ 250,000			Pending	Pending	Pending						
									\$ 250,000	\$ 250,000			Pending	Pending	Pending						


Airport:		Albany International Airport		State:		New York		NPIAS #:		3-36-0001		LOCID:		ALB		Date:		July 9th, 2024	
Project Description/Narrative	NPR	Federal Funds						Local			State Matched Funds	State Funded only	Totals	Environmental Type	Environmental Status	Comments			
		Entitlement	Cargo Entitlement	Discretionary	Supplemental Discretionary	BIL-ATP	BIL-AIC	Other (PAA)	PFC	Other									
2027																			
Total FY2024		\$ 4,500,000	\$ 100,000	\$ 9,052,000	\$ -	\$ -	\$ -	\$ -	\$ -	\$ 3,000,000	\$ 768,500	\$ -	\$ -	\$ 6,468,500	\$ -	\$ 23,880,000			
Full-Depth Reconstruct Terminal Apron (Phase 2) - Construction <i>(Possible Partial Private Funding)</i>	69	\$ 4,500,000	\$ 100,000	\$ 8,000,000							\$ 750,000	\$ -	\$ 750,000	\$ -	\$ 15,000,000	Pending	Pending	2022 Branch PCL: 65	
RW MRO Development (Phase 1) - Construction <i>(Possible Partial Private Funding)</i>												\$ 18,000,000	\$ -	\$ 18,000,000	\$ -	\$ 18,000,000	Pending	Pending	ISSA completed by Madelyn Sheehan, awaiting SEQ/CATEX
GA Hangar Development - Construction											\$ 25,000	\$ -	\$ 25,000	\$ -	\$ 500,000	Pending	Pending	2022 Branch PCL: 65 / 61	
Rehabilitate Taxiways M, Q, and Cargo Apron - Design	69			\$ 450,000							\$ 750	\$ -	\$ 750	\$ -	\$ 15,000	Pending	Pending	2022 Branch PCL: 65 / 61	
Rehabilitate Taxiways M, Q, and Cargo Apron - Environmental	69			\$ 13,500							\$ 15,000	\$ -	\$ 15,000	\$ -	\$ 15,000	Pending	Pending	2022 Branch PCL: 65 / 61	
Comprehensive Perimeter Road Rehabilitation - Environmental																			
Replace 2015 SRE - Multi-Use Dump/Flow/Sand (One Unit - M04)											\$ 350,000	\$ -	\$ 350,000	\$ -	\$ 700,000	Pending	Pending		
Replace 2015 SRE - Multi-Use Dump/Flow (One Unit - M21)											\$ 700,000	\$ -	\$ 700,000	\$ -	\$ 700,000	Pending	Pending		
Replace 2014 ARFF Truck - Rosenbauer Panther (One Unit - E2)											\$ 300,000	\$ -	\$ 300,000	\$ -	\$ 300,000	Pending	Pending		
Replace 2009 ARFF Truck - Rosenbauer Panther (One Unit - E0)											\$ 1,000,000	\$ -	\$ 1,000,000	\$ -	\$ 1,000,000	Pending	Pending		
Total FY2027		\$ 4,500,000	\$ 100,000	\$ 9,362,500	\$ -	\$ -	\$ -	\$ -	\$ -	\$ -	\$ 775,750	\$ 2,330,000	\$ 48,790,750	\$ -	\$ 65,866,000				
2028																			
East Side Runway 1-19 Partial Parallel Taxiway - Construction		\$ 4,500,000	\$ 100,000	\$ 15,200,000							\$ 1,100,000	\$ -	\$ 1,100,000	\$ -	\$ 21,000,000	Pending Section 103 Initiation	Pending		
Snow Removal Equipment Storage Bldg (Approx. 15,000 SF) - Design	51										\$ 300,000	\$ -	\$ 300,000	\$ -	\$ 300,000	Pending	Pending		
Snow Removal Equipment Storage Bldg (Approx. 15,000 SF) - Environmental											\$ 300,000	\$ -	\$ 300,000	\$ -	\$ 300,000	Pending	Pending		
Replace 2010 SRE - Runway Sweeper (One Unit - M43)											\$ 700,000	\$ -	\$ 700,000	\$ -	\$ 700,000	Pending	Pending		
Replace 2010 SRE - Runway Sweeper (One Unit - M41)											\$ 700,000	\$ -	\$ 700,000	\$ -	\$ 700,000	Pending	Pending		
Replace 2011 SRE - Runway Sweeper (One Unit - M42)											\$ 700,000	\$ -	\$ 700,000	\$ -	\$ 700,000	Pending	Pending		
Replace 2011 SRE - Snow Blower (One Unit - M43)											\$ 700,000	\$ -	\$ 700,000	\$ -	\$ 700,000	Pending	Pending		
Replace 2009 ARFF - Rosenbauer Panther (One Unit - E5)											\$ 1,000,000	\$ -	\$ 1,000,000	\$ -	\$ 1,000,000	Pending	Pending		
Total FY2028		\$ 4,500,000	\$ 100,000	\$ 15,200,000	\$ -	\$ -	\$ -	\$ -	\$ -	\$ -	\$ 1,100,000	\$ 3,800,000	\$ 14,800,000	\$ -	\$ 26,130,000				
2029																			
Rehabilitate Taxiways M, Q, and Cargo Apron - Construction	69	\$ 4,500,000	\$ 100,000	\$ 8,050,000							\$ 300,000	\$ -	\$ 300,000	\$ -	\$ 10,500,000	CATEX Submitted	Pending	No Madelyn Sheehan-N/A/D00	
Comprehensive Perimeter Road Rehabilitation - Design & Construction	55			\$ 4,500,000							\$ 250,000	\$ -	\$ 250,000	\$ -	\$ 5,000,000	Pending Section 103 Initiation	Pending	2022 Branch PCL: 65 / 61	
Replace 2011 ARFF - Rosenbauer Panther (One Unit - E4)											\$ 1,000,000	\$ -	\$ 1,000,000	\$ -	\$ 1,000,000	Pending	Pending	2022 Branch PCL: 70	
Replace 2019 SRE - Multi-Use Dump/Flow (One Unit - M60)											\$ 300,000	\$ -	\$ 300,000	\$ -	\$ 300,000	Pending	Pending		
Cargo Facility Expansion - Design											\$ 10,000	\$ -	\$ 10,000	\$ -	\$ 10,000	Pending	Pending		
Cargo Facility Expansion - Environmental											\$ 550,000	\$ 1,410,000	\$ 550,000	\$ -	\$ 16,800,000	Pending	Pending		
Total FY2029		\$ 4,500,000	\$ 100,000	\$ 9,350,000	\$ -	\$ -	\$ -	\$ -	\$ -	\$ -	\$ 550,000	\$ 1,410,000	\$ 550,000	\$ -	\$ 16,800,000				
2030																			
Snow Removal Equipment Storage Bldg (Approx. 15,000 SF) - Construction <i>(Possible Partial Private Funding)</i>	51	\$ 4,500,000	\$ 100,000	\$ 8,000,000							\$ 300,000	\$ -	\$ 300,000	\$ -	\$ 6,000,000	Pending Section 103 Initiation	Pending		
ARFF Facility Relocation - Environmental				\$ 45,000							\$ 2,500	\$ -	\$ 2,500	\$ -	\$ 50,000	Pending	Pending		
Cargo Facility Expansion - Construction				\$ 845,000							\$ 302,500	\$ -	\$ 302,500	\$ -	\$ 6,050,000	Pending	Pending		
Total FY2030		\$ 4,500,000	\$ 100,000	\$ 8,445,000	\$ -	\$ -	\$ -	\$ -	\$ -	\$ -	\$ 302,500	\$ -	\$ 302,500	\$ -	\$ 6,050,000				

Attachment C
AIR CARRIER CONSULTATION AND PUBLIC NOTICE INFORMATION

- C-1 Written Notification to Air Carriers
- C-2 Air Carrier Notification List
- C-3 Air Carrier Consultation Materials
- C-4 Public Consultation

Attachment C-1
WRITTEN NOTIFICATION TO AIR CARRIERS

A written notification to Air Carriers of a consultation meeting, as required by 14 CFR Sections 158.23, was e-mailed to air carriers serving Albany International Airport on April 22, 2024. A copy of the notification follows.



April 22, 2024

To: Distribution List

Subject: Notice of Air Carrier Consultation Meeting for a New Passenger Facility Charge (PFC) Application at Albany International Airport

This letter serves as a written Notice to the air carriers that the Albany County Airport Authority (the Authority) intends to submit amendments to two prior PFC applications and a new PFC application to the Federal Aviation Administration (FAA) to obtain impose-and-use authority for projects at Albany International Airport (ALB) and hold an air carrier consultation meeting on May 22, 2024.

Pursuant to Section 158.23 of 14 CFR Part 158, this Notice is being sent to all air carriers having a significant business interest at ALB (see Distribution List) and includes the following:

1. Proposed PFC projects [pursuant to Section 158.23(a)(1)]
2. PFC level, proposed charge effective date, estimated charge expiration date, and estimated total PFC revenue [pursuant to Section 158.23(a)(2)]
3. Class of carrier not required to collect the PFC [pursuant to Section 158.23(a)(3)]
4. Date, time, and location of air carrier consultation meeting [pursuant to Section 158.23(a)(4)]

Proposed Amendments to Approved PFC Applications


The Authority intends to amend two approved PFC applications to reflect final project costs for certain projects:

- In Application 20-04-C-00-ALB, project 04-009 Escalator #22 & #23 Replacement, needs to be amended from \$1,100,000 to \$1,412,507, an increase of \$312,507. The scope of this project also needs to be amended. The original application was to replace 2 escalators in the ticketing area. The escalators replaced were those in Concourse B, not ticketing.
- In Application 23-05-C-00-ALB, project 05-002 Design and Construct Perimeter Gate and Fence Replacement needs to be amended from \$900,000 to \$2,339,839, an increase of \$1,439,839. The scope of the project is unchanged.

Proposed PFC Projects

The Authority intends to submit a sixth PFC application for 11 projects. All projects include associated design, planning, program management, construction management, and administration, as applicable. Included in the new PFC application will be the following list of projects as summarized below:

- Concourse A Modernization and Enhancements: The project reconfigures the existing Concourse A by infilling an area to add two new gates with passenger boarding bridges. New footings, bridges, supporting MEP systems and associated gate podiums are included. Holdroom area seating and flooring will need to be installed throughout to accommodate the two new gates. A new companion restroom will be installed in the area to meet Americans with Disabilities Act requirements.



- Airfield Lighting Controls: Upgrades to the Airport Electrical Vault to install new computers, cabinet, wiring, and controls. New conduits and wiring interface with the back-up generator, tower beacon and the constant current regulators.
- Airport Stormwater & Resiliency Master Plan: This project will ensure the essential planning and preparation for both the increased frequency of severe rain events in conjunction with proposed long-term infrastructure projects. The Airport Stormwater & Resiliency Master Plan will incorporate both water quality control measures for new development, as well as long-term stormwater infrastructure needs for the entire airport property.
- Perimeter Intrusion Detection System: The installation of a perimeter intrusion detection system for the entire perimeter of the Albany International Airport. The system will detect perimeter breaches of individuals and vehicles and will integrate with the Security Center.
- Cargo Apron Rehabilitation: This project includes concrete pavement reconstruction, asphalt pavement rehabilitation, storm sewer pipe lining, and catch basin repair for the aircraft cargo apron. Concrete pavement reconstruction work is approximately 22,000 SF and the asphalt pavement rehabilitation work is approximately 14,000 SF. Project includes storm drainage network exploratory work (televising and cleaning), concrete and asphalt removal, excavation, concrete placement, pipelining, milling, paving, and pavement marking application.
- Runway 01/19 Rehabilitation: Reimburse local matching share of AIP grant.
- Runway 10/28 Rehabilitation: Reimburse local matching share of AIP grant.
- Airport Sustainability Management Plan: Reimburse local matching share of AIP grant.
- Runway 28 RPZ Property Acquisition: Reimburse local matching share of AIP grant.
- South Side Perimeter Road: Reimburse local matching share of AIP grant.
- PFC Consulting Fees: The project includes consulting services related to the preparation of this PFC Application.

The Concourse A Modernization and Enhancements project will be financed through a combination of PFC pay-as-you-go and PFC-backed financing. All the other projects will be done on a pay-as-you-go basis.



PFC Level, Proposed Charge Effective Date, Estimated Charge Expiration Date, and Estimated Total PFC Revenue

- PFC Level: \$4.50 per eligible enplaned passenger
- Total PFC Revenue: \$25,052,346
 - Under New Application: \$23,300,000
 - Amendment to 20-04-C-00-ALB: \$312,507
 - Amendment to 23-05-C-00-ALB: \$1,439,839
- Estimated Charge Effective Date for New Application: June 1, 2028
- Estimated Charge Expiration Date for New Application: August 1, 2032

Class of Carrier Not Required to Collect the PFC


The Authority intends to continue to exclude Part 135 on-demand air taxi/commercial operators from the requirements to collect a PFC. Only 76 passengers were enplaned at ALB by this class of carrier in CY 2022, representing less than one percent of total annual enplanements. The known Part 135 carriers serving ALB are Cobalt Air, Northeastern Aviation, Pegasus Elite Aviation, and Seneca Flight Operations.

Air Carrier Consultation Meeting Date, Time, and Location

- Date: May 22, 2024
- Time: 10:00am
- Location: 3rd Floor Board Room, 737 Albany Shaker Road, Albany, NY, 12211
(A Teams invitation will also be sent.)

Air carriers that have questions prior to the meeting can reach me at mzonzious@albanyairport.com or (518) 242-2204. Relevant materials will be provided to the air carriers during the consultation meeting. Please acknowledge the receipt of this written Notice within 30 days, as required under Section 158.23(c)(1). Acknowledgment is implied if no response is received within 30 days from the date of this written Notice.

Sincerely,



Michael F. Zonsius
Chief Financial Officer

Attachment



Distribution List

AIRLINES

Allegiant Air

Susan Kittle, susan.kittle@allegiantair.com

American Airlines (Air Wisconsin, Envoy Air, Piedmont Airlines, and PSA Airlines all operate as subsidiaries and/or on behalf of American Airlines)

Haley Brown, haley.brown@aa.com

Avelo Airlines

Somer Shindler, sshindler@aveloair.com

Delta Air Lines (Endeavor Air operates as a subsidiary of Delta Air Lines)

Tim DeBord, timothy.debord@delta.com

Frontier Airlines

Jeff Bellandi, jeff.bellandi@flyfrontier.com

JetBlue Airways

Thomas Kuehn, Thomas.Kuehn@jetblue.com

Republic Airlines

Bryan Bedford, Bryan.bedford@rjet.com

SkyWest Airlines

Kelly Lane, klane@skywest.com

Southwest Airlines

Justin Danehy, Justin.Danehy@wnco.com

United Airlines (Commutair and GoJet both operate on behalf of United Airlines)

Amy Pratt, amy.pratt@united.com

FEDERAL AVIATION ADMINISTRATION

Danielle Antonucci, danielle.antonucci@faa.gov

Robert Costa, Robert.Costa@faa.gov

Evelyn Martinez, evelyn.martinez@faa.gov

FRASCA & ASSOCIATES

Ken Cushine, kcushine@frascallc.com

David Neyer, dneyer@frascallc.com

Nora Richardson, nrichardson@frascallc.com

ALBANY COUNTY AIRPORTS AUTHORITY

Philip Calderone, pcalderone@albanyairport.com

Margaret Herrmann, mherrmann@albanyairport.com

Christine Quinn, cquinn@albanyairport.com

Michael Zonsius, mzonsius@albanyairport.com

Attachment C-2
AIR CARRIER NOTIFICATION LIST

All airlines having a significant business interest (as defined in Section 158.3) at Albany International Airport were notified of the consultation meeting. These airlines are included in the distribution list attached to the preceding letter of written notification. No carriers acknowledged receipt of the notice.

Attachment C-3
AIR CARRIER CONSULTATION MATERIALS

A consultation meeting for air carriers was held on May 22, 2024 pursuant to the requirements of Section 158.23(b). The meeting included a telephone conference line to provide an option in lieu of in-person attendance at the Airport Authority's offices. The materials were available at the consultation meeting as well as distributed via e-mail. A copy of the consultation materials presented at the meeting can be found following this Attachment.

Tim DeBord, Delta Air Lines, and Haley Brown, American Airlines, attended the meeting in person. Justin Danehy, Southwest Airlines, participated via conference call. No certifications of agreement or disagreement were provided by the airlines.



THE ALBANY COUNTY AIRPORT AUTHORITY

PFC CONSULTATION MEETING

May 22, 2024



Overview



- The Albany County Airport Authority (Authority) intends to submit amendments to two prior PFC applications and a new PFC application to the Federal Aviation Administration (FAA) for 10 projects:
 - Concourse A Modernization and Enhancements
 - Airfield Lighting Controls
 - Airport Stormwater & Resiliency Master Plan
 - Intrusion Detection System
 - Cargo Apron Rehabilitation
 - PFC Consulting Fees
 - Runway 10/28 Rehabilitation (AIP Match)
 - Runway 01/19 and South Side Perimeter Road Rehabilitation (AIP Match)
 - Airport Sustainability Management Plan (AIP Match)
 - Runway 28 RPZ Property Acquisition (AIP Match)
- PFC level: \$4.50 per eligible enplaned passenger
- Estimated charge effective date for the application: June 1, 2028
- Estimated charge expiration date for the application: August 1, 2032
- Estimated total PFC revenue to be collected under new application: \$24,160,697

Notice to Air Carriers



- On April 22, 2024, the Authority provided written notice to the air carriers that it would hold this consultation meeting
 - In accordance with Section 158.37(b) of 14 CFR Part 158, the notice we sent to all air carriers with a significant business interest at SNA
 - Carriers with a significant business interest include those that provide scheduled service and nonscheduled air carriers with more than 25,000 enplaned passengers
- The notice included:
 - A description of the project
 - PFC level, proposed charge effective date, estimated charge expiration date, and estimated total PFC revenues
 - Class of carrier not required to collect the PFC
 - Description of the proposed amendments
 - Date, time, and location of airline consultation meeting
- Please provide updated contact information to the Authority if PFC communications should be to be sent to additional or alternate email addresses

Exempt Air Carriers



- The Authority proposes to continue to exclude air carriers filing FAA Form 1800-31, Air Taxi Commercial Operators (ATCO) from the requirements to collect PFCs
 - This class of carrier enplaned only 76 passengers, or less than 0.1% of total enplaned passengers, in calendar year 2022 (the most recent year for which FAA data is available)
- Known ATCOs at ALB include:
 - Cobalt Air
 - Northeastern Aviation
 - Pegasus Elite Aviation
 - Seneca Flight Operations

Air Carrier Requirements



- Carriers shall provide the Authority with written certification of agreement or disagreement with the new PFC application and proposed amendments by June 24, 2024
 - A certification of disagreement must contain the reasons for such disagreement and the absence of such reasons shall void the certification of disagreement
 - If the carrier fails to provide the Airport with a certification of agreement or disagreement, the carrier is considered to have certified its agreement
- Airline certifications of agreement and disagreement should be sent to:
 - Mr. Michael Zonzius
 - mzonsius@albanyairport.com



PFC Amendments

PFC Amendments



20-04-C-00-ALB

- Project 04-009, Escalator #22 & and #23 replacement needs to be amended to:

UPDATE SCOPE

- The escalators replaced were in Concourse B, not the ticketing area as originally planned.

INCREASE COST

Amended PFC Amount	\$1,412,507
Approved PFC Amount	<u>\$1,100,000</u>
Increase	\$312,507

23-05-C-00-ALB

- Project 05-002 Design and Construct Perimeter Gate and Fence Replacement needs to be amended to increase the cost. The approved PFC amount was based on a preliminary planning cost estimate and actuals came in higher.

Amended PFC Amount	\$2,339,839
Approved PFC Amount	<u>\$900,000</u>
Increase	\$1,439,839



New PFC Application

Plan of Finance



	PFC	Federal Grants	State Grants	Airport	Total Project
Concourse A Modernization and Enhancements	\$14,400,000	\$10,600,000	\$-	\$1,742,000	\$26,742,000
Airfield Lighting Controls	215,000	-	-	-	215,000
Airport Stormwater & Resiliency Master Plan	500,000	-	-	-	500,000
Intrusion Detection System	600,000	-	-	-	600,000
Cargo Apron Rehabilitation	1,683,312	-	-	-	1,683,312
Runway 10/28 Rehabilitation	396,935	7,144,830	396,935	-	7,541,765
Runway 01/19 and South Side Perimeter Road Rehabilitation	698,450	12,572,100	698,450	458,000	13,728,550
Airport Sustainability Management Plan	25,000	450,000	25,000	-	475,000
Runway 28 RPZ Property Acquisition	1,500	27,000	1,500	-	30,000
PFC Consulting Fees	70,000	=	=	=	70,000
	\$18,590,197	\$30,793,930	\$1,121,885	\$2,200,000	\$51,585,627

Total PFC Revenue



	Pay-Go	Bond Capital	Bond Financing and Interest	Total PFC
Concourse A Modernization and Enhancements	\$1,100,000	\$13,300,000	\$5,570,000	\$19,970,000
Airfield Lighting Controls	215,000	-	-	215,000
Airport Stormwater & Resiliency Master Plan	500,000	-	-	500,000
Intrusion Detection System	600,000	-	-	600,000
Cargo Apron Rehabilitation	1,683,312	-	-	1,683,312
Runway 10/28 Rehabilitation	396,935	-	-	396,935
Runway 01/19 and South Side Perimeter Road Rehabilitation	698,450	-	-	698,450
Airport Sustainability Management Plan	25,000	-	-	25,000
Runway 28 RPZ Property Acquisition	1,500	-	-	1,500
PFC Consulting Fees	70,000	-	-	70,000
	\$5,290,197	\$13,300,000	\$5,570,000	\$24,160,197

Concourse A Modernization and Enhancements



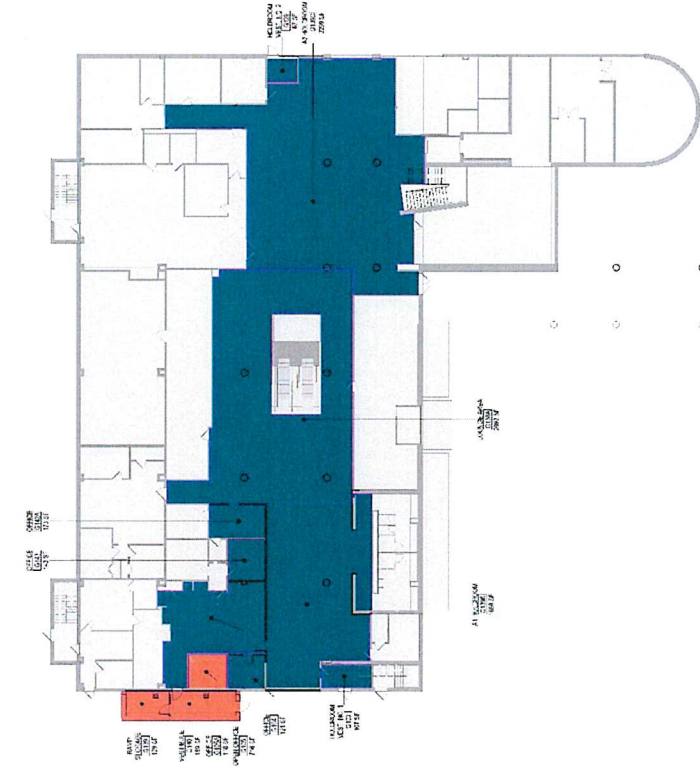
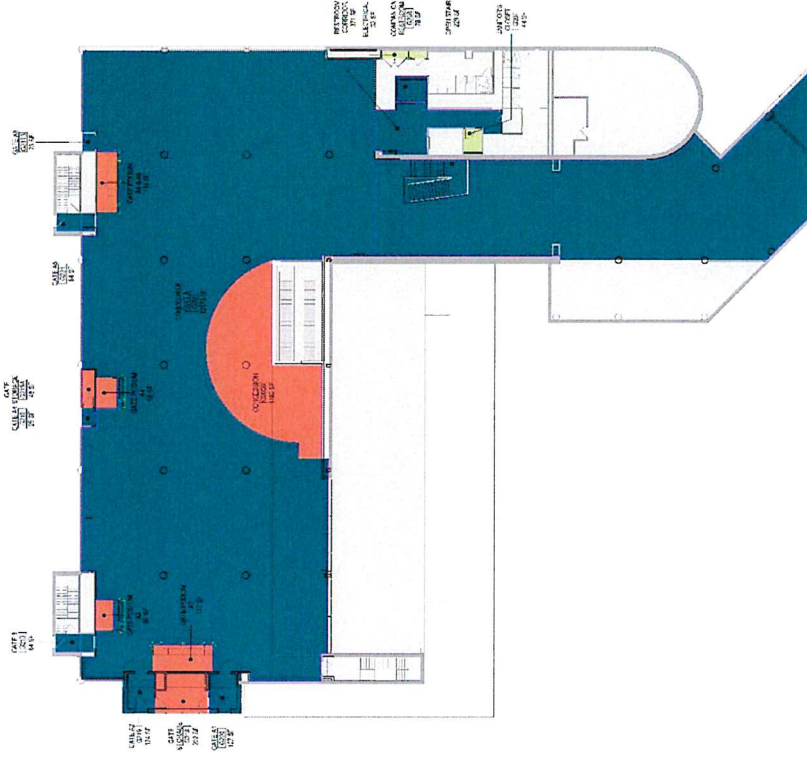
DESCRIPTION

- Concourse A currently has 4 gates (A3, A4, A5, and A6) equipped with passenger boarding bridges (PBBs) and 2 lower-level ground boarding gates (A1 and A2). The lower level is accessed by escalator.
- The project reconfigures and renovates the existing Concourse A to convert gates A1 and A2 from ground loading to 2 new passenger boarding bridge equipped holdrooms.
- The escalator atrium will be infilled to provide an additional 1,350 square feet. New footings, bridges, supporting MEP systems and associated gate podiums are included. Holdroom area seating and terrazzo flooring will be installed throughout Concourse A to accommodate the two new gates.
- A new companion restroom will be installed in the area to meet Americans with Disabilities Act requirements.

JUSTIFICATION

- All PBB equipped gates are currently leased by airlines and used during peak times. The 2 additional PBB equipped gates will provide additional capacity to meet peak period demand, serve new entrants, and allow for growth by existing airlines.

Concourse A Modernization and Enhancements



1. ASSESSMENTS
PAGE 10-11

Airfield Lighting Controls



DESCRIPTION

- New airfield lighting control computers with new fiber wiring will be furnished and installed in both the Airfield Electric Vault and ATCT.
- New wiring and conduit will interface with the back-up generator, tower beacon, and the constant current regulators.
- A remote station will be installed to monitor the system and allow for remote meggering (electrical insulation checking).

JUSTIFICATION

- The existing airfield lighting controls were installed in 1994 and are:
 - Beyond their useful life and difficult to maintain
 - Do not include sufficient backup power
 - Utilize outdated wiring and conduits

Airport Stormwater & Resiliency Master Plan



DESCRIPTION

- An Airport Stormwater & Resiliency Master Plan will be commissioned to provide the essential planning and preparation for severe rain events and proposed long-term infrastructure projects. The plan will incorporate both water quality control measures for new development, as well as long-term stormwater infrastructure needs for the entire airport property.

JUSTIFICATION

- To address water issues, the Authority will work closely with local water stakeholders and adopt an integrated water resources management approach. This will help ALB avoid flooding events and will also reduce pollution reaching nearby waters.



Intrusion Detection System



DESCRIPTION

- An intrusion detection system will be installed to increase the security for the entire perimeter of the Albany International Airport.
- The system will detect perimeter breaches of individuals and vehicles and will integrate with the Genetec Security Center. The system will generate alarms/notifications upon detection of potential perimeter breaches and have the ability to track individuals/vehicles. The system will function in all lighting conditions and weather events.

JUSTIFICATION

- The system will reduce the ability of individuals and vehicles breaching airport perimeters undetected and gaining access to runways, parked aircraft, or other sensitive locations.

Airfield Pavement Rehabilitation Projects



DESCRIPTIONS

- Cargo Apron Rehabilitation includes concrete pavement reconstruction, asphalt pavement rehabilitation, storm sewer pipe lining, and catch basin repair for the aircraft cargo apron. Project includes storm drainage work, concrete and asphalt removal, excavation, concrete placement, pipelining, milling, paving, and pavement marking application.
- Two projects to reimburse the local matching share of AIP and NYS Grant funded rehabilitations of:
 - Runway 10/28
 - Runway 01/19 and South Side Perimeter Road

JUSTIFICATIONS

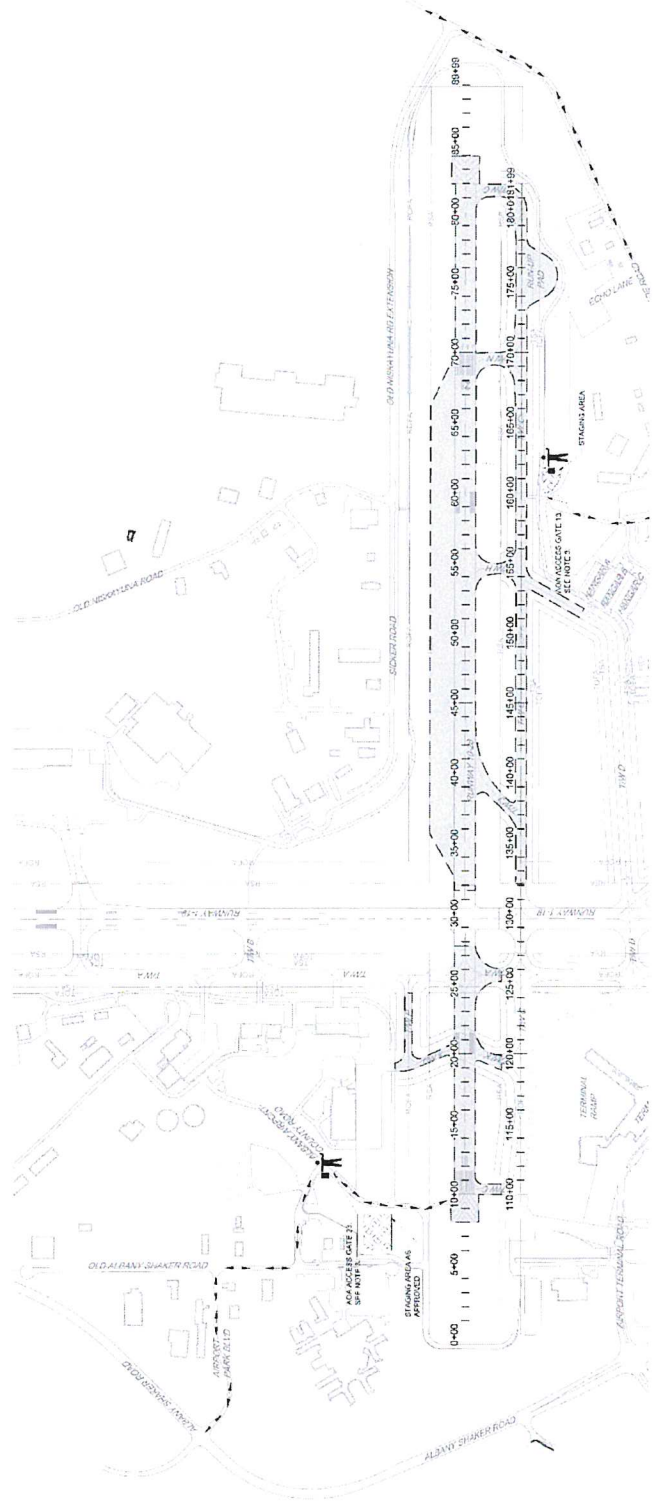
- The pavement condition indexes of this pavement were fair or poor. Airfield pavement needs to be periodically rehabilitated under Part 139 requirements.

Airfield Pavement Rehabilitation Projects



- NOTES**
1. ALL UTILITIES SHALL REMAIN IN PLACE UNLESS OTHERWISE NOTED.
 2. MILLINGS AND ALL DEMOLISHED MATERIAL SHALL BE HAULED OFF AIRPORT PROPERTY.
 3. AN ACCESS CONTROL REPRESENTATIVE (ACR) WILL BE PROVIDED AT GATE 13 AND 22 AS REQUIRED.

- LEGEND**
- Runway Safety Area
 - Runway Object Free Area
 - Taxiway Safety Area
 - Taxiway Object Free Area
 - Project Work Area
 - Staging Area
 - Haul Route
 - Flagger/ACR



Airport Sustainability Management Plan

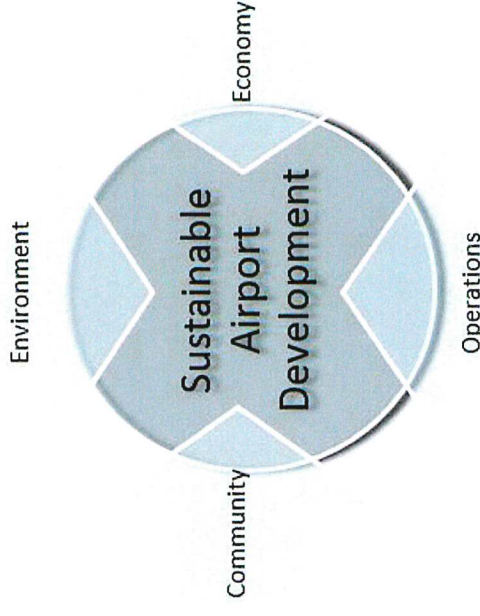


DESCRIPTION

- An Airport Sustainability Management Plan will be prepared in accordance with FAA guidance to integrate sustainability into planning, design, construction, operations, maintenance and business practices. Sustainability planning covers a broad spectrum of airport interests by taking a holistic approach to managing an airport to ensure economic viability, operational efficiency, natural resource conservation, and social responsibility of the airport.

JUSTIFICATION

- The goal of the plan is to optimize airport operations while reducing environmental impacts, realizing economic benefits, and improving community relations.



Runway 28 RPZ Property Acquisition

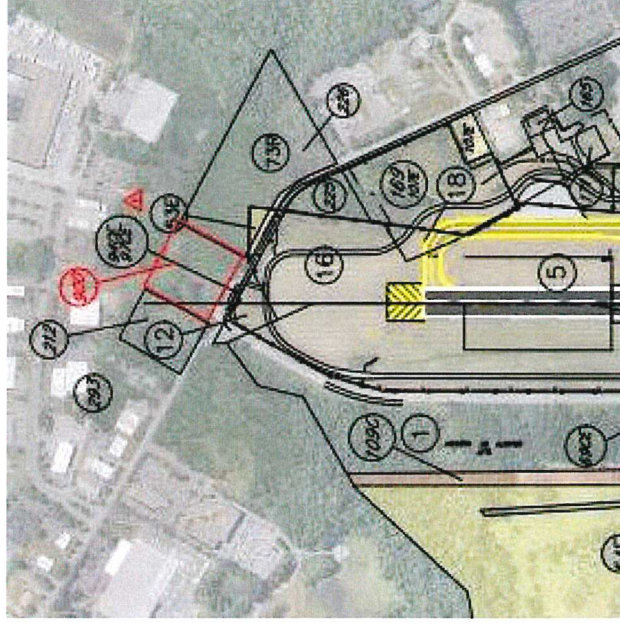


DESCRIPTION

- Acquisition of a vacant 3.6 acre parcel in the runway protection zone (RPZ) east of Runway 28

JUSTIFICATION

- Owning land in the RPZ ensures proper maintenance and compatible uses



PFC Application Development



DESCRIPTION

- Consulting services related to these amendments and PFC application
 - PFC application timeline
 - Proposed projects and detailed eligibility assessments
 - Air carrier notification letter
 - Air carrier and public consultation materials
 - Drafts and a final application
 - Notice to air carriers of PFC approvals

JUSTIFICATION

- Projects in this PFC application meet the requirements and objectives of approved PFC projects and funding the cost of preparation of the PFC application with PFC revenues helps reduce operating costs and increases SNA's overall funding capacity

Attachment C-4
PUBLIC CONSULTATION

Pursuant to Section 158.24, the Authority has provided the public with information regarding the PFC Application. As required by the regulations, this information included a description of the projects, the amount of PFC revenue that will be collected, and the uses of PFC revenue to finance the projects.

The public consultation period began on July 25, 2024. The public notice materials were posted on the Airport's internet webpage in the Newsroom section. The document which was made available to the public is found following this Attachment.

[The Authority received no comments from the public.]

Browser tabs: "faa-form-5500-1-passenge...", "pfc ch 148 - Search", "14 CFR § 158.37 - Amendme...", "faa scar pfc - Search", "Airports External Portal", "OPPORTUNITY FOR PUBLIC C..."

URL: <https://www.albanyairport.com/newsroom/opportunity-public-comment-proposed-pfc-application-and-amendments>

Navigation: ACCESSIBILITY CAREERS ABOUT ALB AIRPORT AUTHORITY CONTACT ALB (518) 242-2222

ALBANY INTERNATIONAL AIRPORT

EXPANSION FLIGHTS PARKING AND TRANSPORT AIRPORT GUIDE

Ahead of Memorial Day Travel, Transitions Highlights Albany International Airport's Inclusive Program to Make Flying Easier for the I/DD Community

Albany International Airport Announces Return of Nonstop Service to Las Vegas, Nevada

Albany International Airport Prepares for Storm

Albany International Airport Prepares for Weekend Winter Storm Predicted to Bring Snow to Capital Region

OPPORTUNITY FOR PUBLIC COMMENT ON PROPOSED PFC APPLICATION AND AMENDMENTS

July 25, 2024

In accordance with Section 158.24 of 14 CFR Part 158, the Albany County Airport Authority (the Authority) provides notice of an opportunity for public comment on proposed passenger facility charge amendments and a new application. The Authority intends to submit amendments to two prior PFC applications and a new PFC application to the Federal Aviation Administration (FAA) for 10 projects with the following information:

- PFC level: \$4.50 per eligible enplaned passenger
- Estimated charge effective date for the application: June 1, 2029
- Estimated charge expiration date for the application: August 1, 2032
- Estimated total PFC revenue to be collected under new application: \$24,160,697

Public comments accepted until August 30, 2024, and be sent to Mr. Michael Zonsius, mzonsius@albanyairport.com.

PFC AMENDMENTS

Project 04-009, Escalator #22 & and #23 Replacement in Application 20-04-C-00-ALB needs to be amended to:

- Update scope: The escalators replaced were in Concourse B, not the ticketing area as originally planned.
- Increase cost: The approved PFC amount needs to be increased from \$1,100,000 to \$1,412,507, an increase of \$312,507.

Project 05-002 Design and Construct Perimeter Gate and Fence Replacement in Application 23-05-C-00-ALB needs to be amended to increase the approved PFC amount from \$900,000 to \$2,339,839, an increase of \$1,439,839. The currently approved PFC amount was based on a preliminary planning cost estimate and actuals came in higher.

System tray: 83°F Light rain, Search, 4:33 PM 7/25/2024

[Prepares for Weekend Winter Storm Predicted to Bring Snow to Capital Region](#)
[Albany International Airport Reminds Travelers of Travel Tips, Construction Activities Ahead of Holiday Travel Period - Travelers Urged to Plan Ahead, Be Prepared, and Arrive Early](#)
[Albany International Airport's Fixed Base Operator Earns National & Global Recognition](#)
[Albany International Airport's Pedestrian Bridge Tentatively Scheduled for Removal Thursday and Friday Evenings](#)
[Avelo Airlines Announces Nonstop Service Between Albany and Charlotte / Concord](#)
[Avelo Airlines Takes Off to the Research Triangle with Exclusive Nonstop Service from Albany](#)

Increase cost: The approved PFC amount needs to be increased from \$1,100,000 to \$1,412,507, an increase of \$312,507.
 Project 05-002 Design and Construct Perimeter Gate and Fence Replacement in Application 23-05-C-00-ALB needs to be amended to increase the approved PFC amount from \$900,000 to \$2,339,839, an increase of \$1,439,839. The currently approved PFC amount was based on a preliminary planning cost estimate and actuals came in higher.

NEW PFC APPLICATION

Project 1: Concourse A Modernization and Enhancements
 Description: Concourse A currently has 4 gates equipped with boarding bridges and 2 lower-level ground boarding gates. The project converts the 2 lower-level gates from ground loading to boarding bridge equipped holdrooms. The escalator atrium will be infilled to provide additional concourse area. A new companion restroom will be installed in the area to meet Americans with Disabilities Act requirements.
 Justification: All boarding bridge equipped gates are leased by airlines and used during peak times. The converted gates will provide capacity to meet peak period demand, serve new entrants, and allow for growth by existing airlines.

Project 2: Airfield Lighting Controls
 Description: New airfield lighting control computers with new fiber wiring will be installed in both the Airfield Electric Vault and Air Traffic Control Tower. A remote station will be installed to monitor the system.
 Justification: The existing airfield lighting controls were installed in 1994, are beyond their useful life, and difficult to maintain.

Project 3: Airport Stormwater & Resiliency Master Plan
 Description: A plan for severe rain events and water issues related to proposed long-term infrastructure projects will be conducted.
 Justification: The Authority will work closely with local water stakeholders to integrate the water resources management approach. The plan will help ALB avoid flooding events and reduce pollution reaching nearby waters.

Project 4: Intrusion Detection System
 Description: An intrusion detection system will be installed to increase the security for the entire perimeter of the airport.
 Justification: The system will reduce the ability of individuals and vehicles breaching airport perimeters undetected and gaining access to runways, parked aircraft, or other sensitive locations.

Project 5: Airport Sustainability Management Plan
 Description: An Airport Sustainability Management Plan will be prepared in accordance with FAA guidance to integrate sustainability into planning, design, construction, operations, maintenance, and business practices.

18 - Top
 Live - Top 5
 4:34 PM
 7/25/2024

Avelo Airlines Takes Off to the Research Triangle with Exclusive Nonstop Service from Albany

Hello, Avelo! Avelo Airlines Announces Exclusive Nonstop Service from Albany to Raleigh / Durham, North Carolina

Jet Blue Adds Second Non-Stop Daily Flight to Fort Lauderdale, FL From Albany International Airport

OPPORTUNITY FOR PUBLIC COMMENT ON PROPOSED PFC APPLICATION AND AMENDMENTS

SCHUMER, GILLIBRAND ANNOUNCE \$10.6 MILLION FOR ALBANY INTERNATIONAL AIRPORT TO MODERNIZE & REHABILITATE FACILITIES THROUGH THE BIPARTISAN INFRASTRUCTURE & JOBS LAW

Surge of Memorial Day Weekend Travelers Expected

other sensitive locations.

Project 5: Airport Sustainability Management Plan

Description: An Airport Sustainability Management Plan will be prepared in accordance with FAA guidance to integrate sustainability into planning, design, construction, operations, maintenance, and business practices.

Justification: The plan helps to optimize airport operations while reducing environmental impacts and realizing economic benefits.

Project 6: Runway 28 Runway Protection Zone Property Acquisition

Description: Acquisition of a vacant 3.6-acre parcel in the RPZ east of Runway 28

Justification: Owning RPZ land ensures proper maintenance and compatible uses

Project 7: PFC Application Development

Description: Consulting services related to these amendments and PFC application

Justification: Projects in this PFC application meet the requirements and objectives of approved PFC projects

Projects 8-10: Airfield Pavement Rehabilitation Projects

Description: Project 8 is rehabilitation of the cargo apron which includes concrete pavement reconstruction, asphalt pavement rehabilitation, storm sewer pipe lining, and catch basin repair for the aircraft cargo apron. Project includes storm drainage work, concrete and asphalt removal, excavation, concrete placement, pipelining, milling, paving, and pavement marking application. The other two projects to reimburse the local matching share of Airport Improvement Program and New York State grant funded rehabilitations of:

- Project 9: Runway 10/28
- Project 10: Runway 01/19 and South Side Perimeter Road

Justification: The pavement condition indexes of this pavement were fair or poor. Airfield pavement needs to be periodically rehabilitated under FAA requirements.

Attachment H
NOTICE OF INTENT PROJECT INFORMATION

Attachment H-1-1
PROJECT COST SUPPORT AND ESTIMATED ELIGIBILITY

PROJECT 1 ESTIMATED FUNDING ELIGIBILITY:
CONCOURSE A MODERNIZATION AND ENHANCEMENTS

		<u>Eligible</u>	<u>Ineligible</u>
Office	118	-	118
Open Office	716	-	716
Office	121	-	121
Holdroom Vestibule	107	107	-
A1 Holdroom	1,622	1,622	-
Lounge Area	2,595	2,595	-
Office G143	143	-	143
Office G142A	173	-	173
Hallway G1	89	-	89
Hallway G2	182	-	182
Hallway G3	78	-	78
Holdroom Vest No. 2	67	67	-
A2 Holdroom	3,117	3,117	-
	<u>9,128</u>	<u>7,508</u>	<u>1,620</u>

		<u>Eligible</u>	<u>Ineligible</u>
Open Stair	229	229	-
Gate Podium A1 & A2	149	149	-
Gate 3	64	64	-
Gate Podium A3	50	50	-
Gate A4	25	25	-
Gate Storage	48	-	48
Gate Podium A4	58	58	-
Gate Podium A5 & A6	119	119	-
Gate A5	64	64	-
Gate A6	23	23	-
Concession	1,182	-	1,182
Part A	12,575	12,575	-
Part B	8,784	8,784	-
Restroom Corridor	371	371	-
Electrical	32	29	3
Companion Restroom	78	78	-
Janitor's Closet	44	-	44
	<u>23,895</u>	<u>22,618</u>	<u>1,277</u>

		<u>Eligible</u>	<u>Ineligible</u>
TOTAL	33,023	30,126	2,897
		91.2%	8.8%

PROJECT 1 COST ESTIMATE BREAKDOWN:
CONCOURSE A MODERNIZATION AND ENHANCEMENTS

Description	Contractor	Cost	Eligibility	Eligible	Ineligible
Construction	AOW Construction	\$ 12,733,787	91.2%	\$ 11,616,671	\$ 1,117,116
Holdroom Seating	Quality Office Environments	224,753	100.0%	224,753	-
Construction Contingency	Not Applicable	2,037,063	0.0%	-	2,037,063
Architectural/Engineering Design Services	Fennick McCredie	1,645,363	91.2%	1,501,018	144,345
Construction Management Services	Turner Construction	3,089,287	91.2%	2,818,269	271,018
Planning Study	Seeler Engineering	11,700	91.2%	10,674	1,026
Inspection	McFarland Johnson	300,000	91.2%	273,681	26,319
Builder's Risk Insurance	Not Applicable	785,083	91.2%	716,209	68,874
		\$ 20,827,036		\$ 17,161,275	\$ 3,665,761

Note: Estimated 91.2% eligibility is based on an estimate of eligible square footage. Construction contingency is considered fully ineligible, and holdroom seating is a high-cost fully eligible item.

AGENDA ITEM NO: 10.4
MEETING DATE: June 10, 2024

ALBANY COUNTY AIRPORT AUTHORITY
REQUEST FOR AUTHORIZATION

DEPARTMENT: *Planning and Engineering* **ACAA Approved**
Contact Person: *John LaClair, P.E., Chief Engineer* **Contingent on DBE**
06/10/2024

PURPOSE OF REQUEST:

Construction Contract: *Authorization to Award Construction Contract 1127-GC for Concourse A Rehabilitation to AOW Construction LLC.*

CONTRACT AMOUNT:

Base Amount	\$12,206,800
Add Alternate 3	51,777
Add Alternate 4	444,492
Add Alternate 5	30,718
Total	<u>\$12,733,787</u>

BUDGET INFORMATION:

Anticipated in Current ALB Capital Plan: Yes J No ___ NA
Funding Account No.: CPN

AWARD CONDITIONS MET:

Apprenticeship Y DBE N/A MWBE N/A

Service Disable Veteran Owned Business (SDVOB) N/A

FISCAL IMPACT - FUNDING (Dollars or Percentages)

Federal Pending State N/A Airport Pending
Term of Funding: 2024-2026
Grant No.: N/A STATE PIN: N/A

JUSTIFICATION:

Request to award Contract # 1127-GC Concourse A rehabilitation to qualified low bidder AOW Construction LLC. of Albany, NY for \$12,733,787. The contract scope includes addition of two passenger boarding bridges, additional concrete apron pavement, infill of second floor for additional seating area, terrazzo floors, new ceilings and addition of a family restroom. Pending DBE goals.

CHIEF EXECUTIVE OFFICER'S RECOMMENDATION:

Recommend approval.

AGENDA ITEM NO: 10.4
MEETING DATE: June 10, 2024

FINAL AGREEMENT SUBJECT TO APPROVAL BY COUNSEL: YES J NA _____

PROCUREMENT DEPARTMENT APPROVAL:

Procurement complies with Authority Procurement Guidelines and Chief Financial Officer has approved. YES J NA _____

BACK-UP MATERIAL:

Please refer to the attached Contract 1127-GC Bid Tabulation.

CONTRACT #1127-GC
Rehabilitation of Concourse A

Company Name	VMJR Companies	VRH Construction	AOW Construction	Murnane Building Contractors
Addendums #1-7	X	X	X	X
Lump Sum Bid	\$13,900,000.00	\$14,236,000.00	\$12,206,800.00	\$15,241,900.00
Add Alternate 01	\$535,000.00	\$470,000.00	\$404,113.00	\$540,800.00
Add Alternate 02	\$40,000.00	\$178,000.00	\$123,833.00	\$944,000.00
Add Alternate 03	\$41,000.00	\$82,400.00	\$51,777.00	\$59,900.00
Add Alternate 04	\$535,000.00	\$730,200.00	\$444,492.00	\$374,900.00
Add Alternate 05	\$30,000.00	\$45,000.00	\$30,718.00	\$62,800.00
Bid Bond	5%	5%	5%	5%
Board of Directors	X	X	X	X
Non-Collusion	X	X	X	X
Qualification Questionnaire	X	X	X	X
Acknowledgment	X	X	X	X

I, Bobbi Matthews, certify that this bid tabulation is a true copy of the prices submitted by each bidder for the construction project shown above.




Albany Airport Authority Purchasing Department
Bobbi Matthews
 Bobbi Matthews
 Purchasing Agent

Sworn to before me this 30th day of May 2024
Jennifer A. Munger
 Notary Public

JENNIFER A. MUNGER
 Notary Public, State of New York
 No. 01MU6246332
 Qualified in Schenectady County
 Commission Expires Aug. 08, 2027

Attachment H-1-2
PROJECT DRAWING

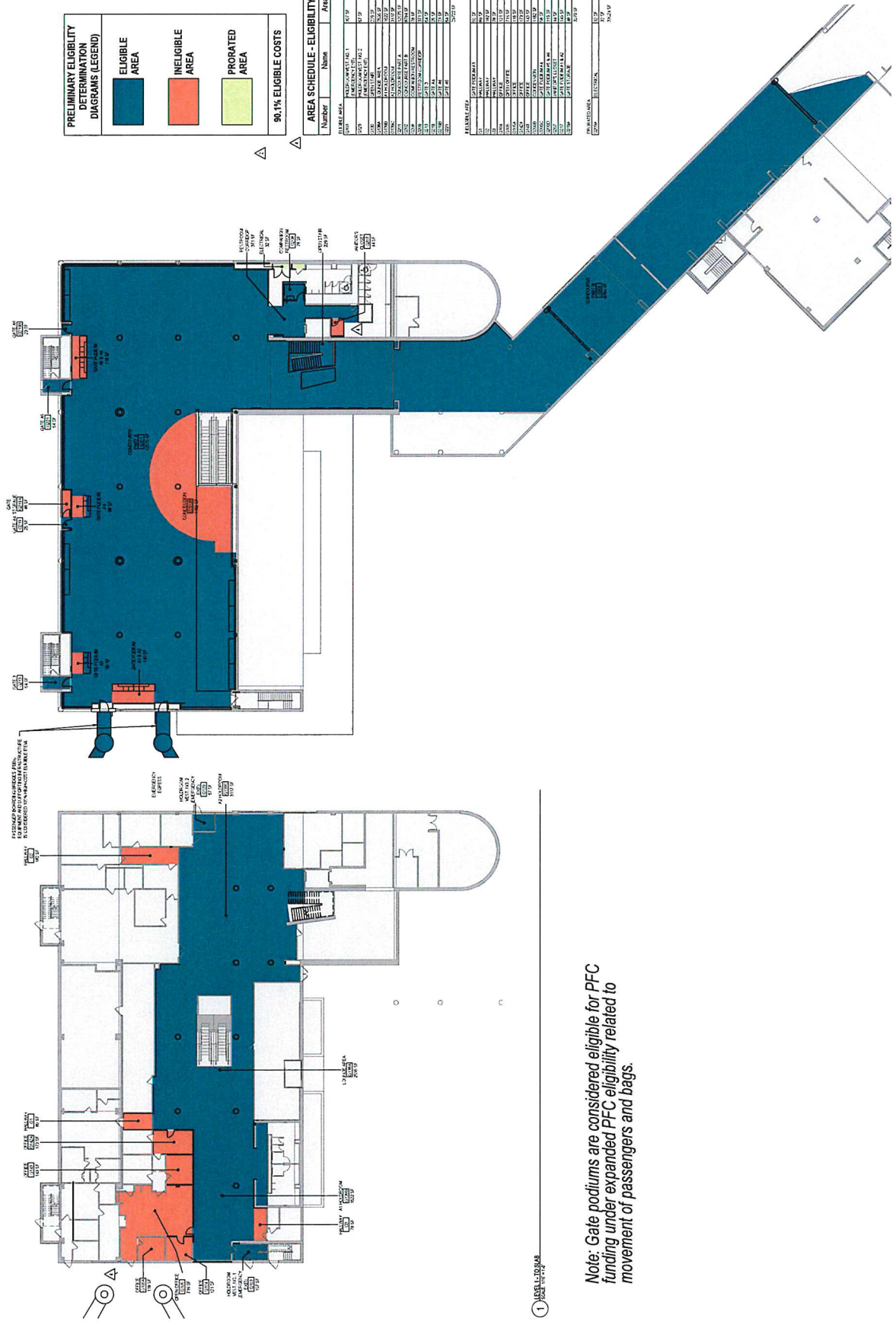
PRELIMINARY ELIGIBILITY DETERMINATION DIAGRAMS (LEGEND)

	ELIGIBLE AREA
	INELIGIBLE AREA
	PROPOSED AREA

90.1% ELIGIBLE COSTS

AREA SCHEDULE - ELIGIBILITY

Number	Name	Area
101	ELIGIBLE AREA	101,000
102	INELIGIBLE AREA	10,000
103	PROPOSED AREA	10,000
104	TOTAL AREA	121,000
105	ELIGIBLE COSTS	90.1%



1. SEE ALL DRAWINGS FOR ELIGIBILITY

Note: Gate podiums are considered eligible for PFC funding under expanded PFC eligibility related to movement of passengers and bags.

2. SEE ALL DRAWINGS FOR ELIGIBILITY

Attachment H-4-1
TSA LETTER OF SUPPORT



**Transportation
Security
Administration**

U.S. Department of Homeland Security
Albany International Airport
737 Albany Shaker Road
Albany, NY 12211

July 11, 2024

Mr. Michael F. Zonsius
Chief Financial Officer
Albany International Airport
737 Albany Shaker Road
Albany, New York 12211

Dear Mr. Zonsius:

Reference is made to your written request on June 28, 2024, to provide a letter of support for the installation of an Intrusion Detection System at the Albany International Airport.

As a result of your request, I have consulted with Subject Matter Experts regarding Intrusion Detection Systems. The installation of such a system would increase the security of the airport by providing intrusion detection capabilities for the entire perimeter of the Albany International Airport. The system will detect perimeter breaches of individuals and vehicles and will integrate with the Genetec Security Center. The system will generate alarms and notifications upon detection of potential perimeter breaches and have the ability to track individuals and vehicles entering the area. Additionally, the system will function in all lighting conditions and weather events.

The installation of an Intrusion Detection System would significantly improve the overall security posture at the Albany International Airport. The Transportation Security Administration appreciates your efforts to implement such a critical security enhancement.

If you require anything further, please do not hesitate to contact me.

Sincerely,

A handwritten signature in blue ink, appearing to read "B. Johnson", is positioned above the typed name.

Bart R. Johnson
Federal Security Director

Attachment H-5-1
PROJECT GRAPHIC

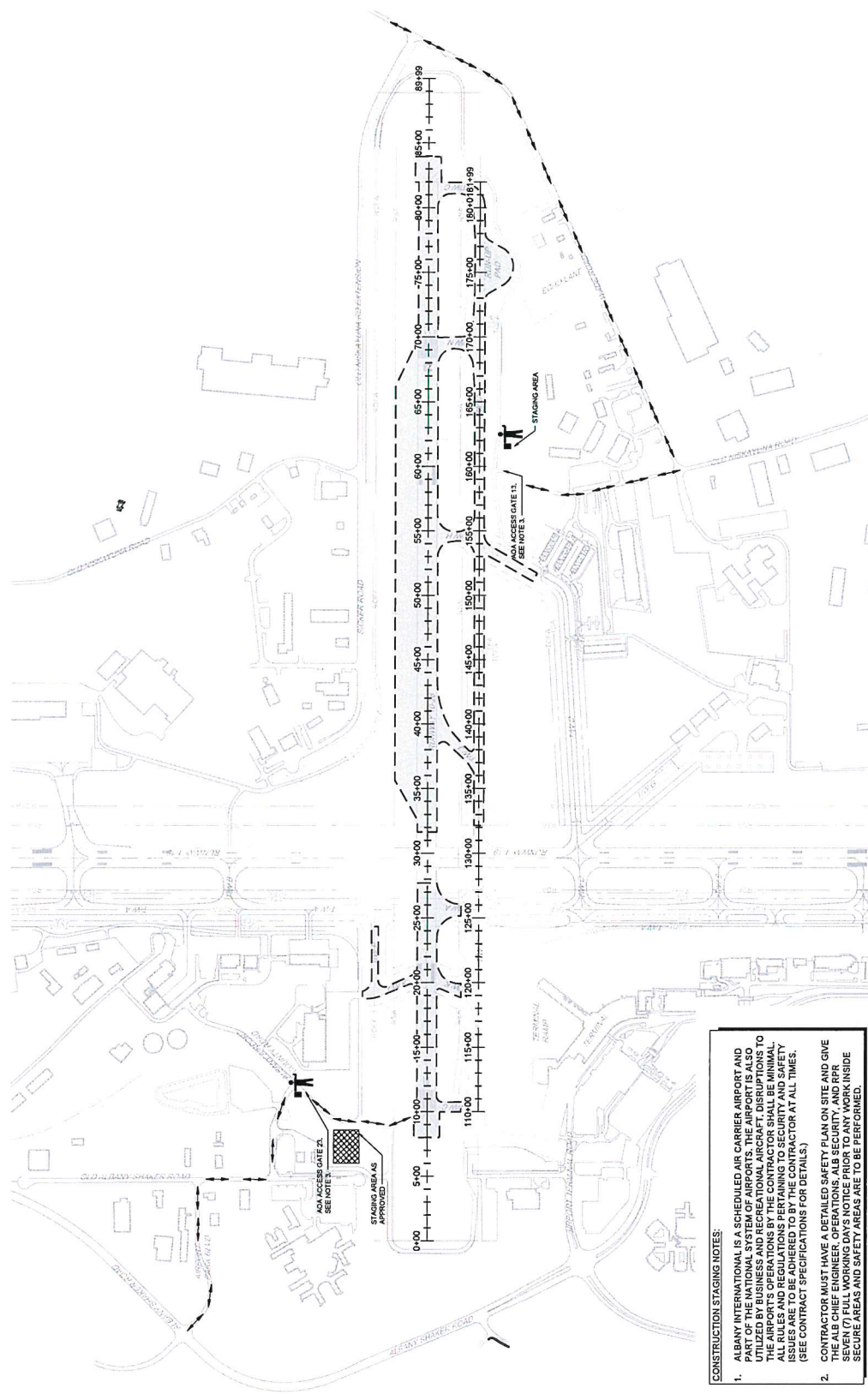
Attachment H-6-1
PROJECT GRAPHIC

- NOTES:**
1. ALL UTILITIES SHALL REMAIN IN PLACE AND IN SERVICE UNLESS OTHERWISE NOTED.
 2. MILLINGS AND ALL DEMOLISHED MATERIALS FROM THIS PROJECT SHALL BE HAULED OFF AIRPORT PROPERTY.
 3. AN ACCESS CONTROL POINT SHALL BE PROVIDED AT GATE 19 AND 23 AS REQUIRED.

- LEGEND:**
- PAVED
 - RUNWAY SAFETY AREA
 - RUNWAY OBJECT FREE AREA
 - TAXIWAY SAFETY AREA
 - TAXIWAY OBJECT FREE AREA
 - PROJECT WORK AREA
 - STAGING AREA
 - HAUL ROUTE
 - FLAGGER/VACR



KEY PLAN



CONSTRUCTION STAGING NOTES:

1. ALBANY INTERNATIONAL IS A SCHEDULED AIR CARRIER AIRPORT AND PART OF THE NATIONAL SYSTEM OF AIRPORTS. THE AIRPORT IS ALSO UTILIZED BY BUSINESS AND RECREATIONAL AIRCRAFT. DISRUPTIONS TO THE AIRPORT'S OPERATIONS BY THE CONTRACTOR SHALL BE MINIMAL. ALL STAGING AREAS, STAGING AREAS, SECURITY AND SAFETY ISSUES ARE TO BE ADHERED TO BY THE CONTRACTOR AT ALL TIMES. (SEE CONTRACT SPECIFICATIONS FOR DETAILS.)
2. CONTRACTOR MUST HAVE A DETAILED SAFETY PLAN ON SITE AND GIVE SEVEN (7) FULL WORKING DAYS NOTICE PRIOR TO ANY WORK INSIDE SECURE AREAS AND SAFETY AREAS ARE TO BE PERFORMED.

**Albany International Airport
Runway 10-28 & Taxiway C Rehabilitation
Contract 21-11-00-GC
Callanan Industries, Inc. - As-Built**

THE PLAN AND SPECIFICATIONS SHALL NOT BE USED FOR CONSTRUCTION UNLESS SECTION 209 SUBDIVISION 2 OF THE NEW YORK STATE EDUCATION LAW.

DESIGNED: M.J.B. DRAWN: G.S./D.B. CHECKED: M.S.K. APPROVED: C.A.J.	SUBMITTAL NOTE: THESE AS-BUILT DRAWINGS AND NOTED CHANGES HAVE BEEN REVIEWED FOR CONFORMANCE WITH THE CONTRACT SPECIFICATIONS AND ALL NOTED CHANGES HAVE BEEN INCORPORATED INTO THESE AS-BUILT DRAWINGS. THE CONTRACTOR SHALL BE RESPONSIBLE FOR VERIFYING THE ACCURACY OF ALL INFORMATION PROVIDED FOR THE PREPARATION OF THESE AS-BUILT DRAWINGS.	REVISION RATE: DATE: _____ DESCRIPTION: _____	RECORD SET APRIL 19, 2024 DRAFT	PROJECT TITLE: RUNWAY 10-28 AND TAXIWAY C REHABILITATION	AP PROJECT No: 3-36-0001-150-2022
				SHEET TITLE: GENERAL PROJECT LAYOUT	SHEET NO.: G102
SCALE: AS SHOWN		DATE: MARCH 23, 2022	3 OF 64		

Attachment H-7-1
PROJECT COST SUPPORT

PROJECT 7 COST BREAKDOWN:
 RUNWAY 01/19 REHABILITATION AND SOUTH PERIMETER ROAD CONSTRUCTION


Project Component	Total Costs	Estimated Eligibility	Estimated Eligible Costs
Construction Costs			
Full Runway Rehab	\$ 8,809,790	100%	\$ 8,809,790
Perimeter Road Construction	386,135	100%	386,135
Runway 1/19 Edge Lighting	296,575	0%	-
Total Construction Costs	\$ 9,492,500	97%	\$ 9,195,925
Construction Admin & Inspection			
As-Built ADIP Upload (Woolpert)	\$ 20,745		
Field Survey AGIS (Aubertine & Currier)	23,450		
Project Management/General Supervision	31,218		
Site Visits/Meetings	58,488		
Construction Admin	52,860		
Construction Observation	419,208		
Direct Expenses	53,776		
Construction Testing	74,255		
Total Construction Admin & Inspection	\$ 734,000	97%	\$ 711,068
Design Reimbursement	\$ 313,250	97%	\$ 303,463
TOTAL PROJECT COST	\$ 10,539,750		\$ 10,210,456


CONTRACT #1162-GC
Runway 01-19 Rehabilitation and Lighting Upgrades

Company Name	Callanan Industries, Inc.	Rifenburg Construction, Inc.
Addendums #1-4	X	X
Total Unit Price Bid	\$5,210,355.00	\$6,228,115.00
Alternate Bid	\$8,809,790.00	\$10,606,115.00
Add-On 1	\$296,575.00	\$390,000.00
Add-On 2	\$386,135.00	\$709,000.00
Bid Bond	5%	5%
Board of Directors	X	X
Non-Collusion	X	X
Qualification Questionnaire	X	X
Acknowledgment	X	X

I, Katie Kane, certify that this bid tabulation is a true copy of the prices submitted by each bidder for the construction project shown above:

Albany Airport Authority Purchasing Department


 Katie Kane
 Deputy Purchasing Agent

Sworn to before me this 20th day of June, 2024

 Notary Public

JENNIFER A. MUNGER
 Notary Public, State of New York
 No. 01MU6246332
 Qualified in Schenectady County
 Commission Expires Aug. 08, 2027



Attachment H-7-2
PROJECT DIAGRAM



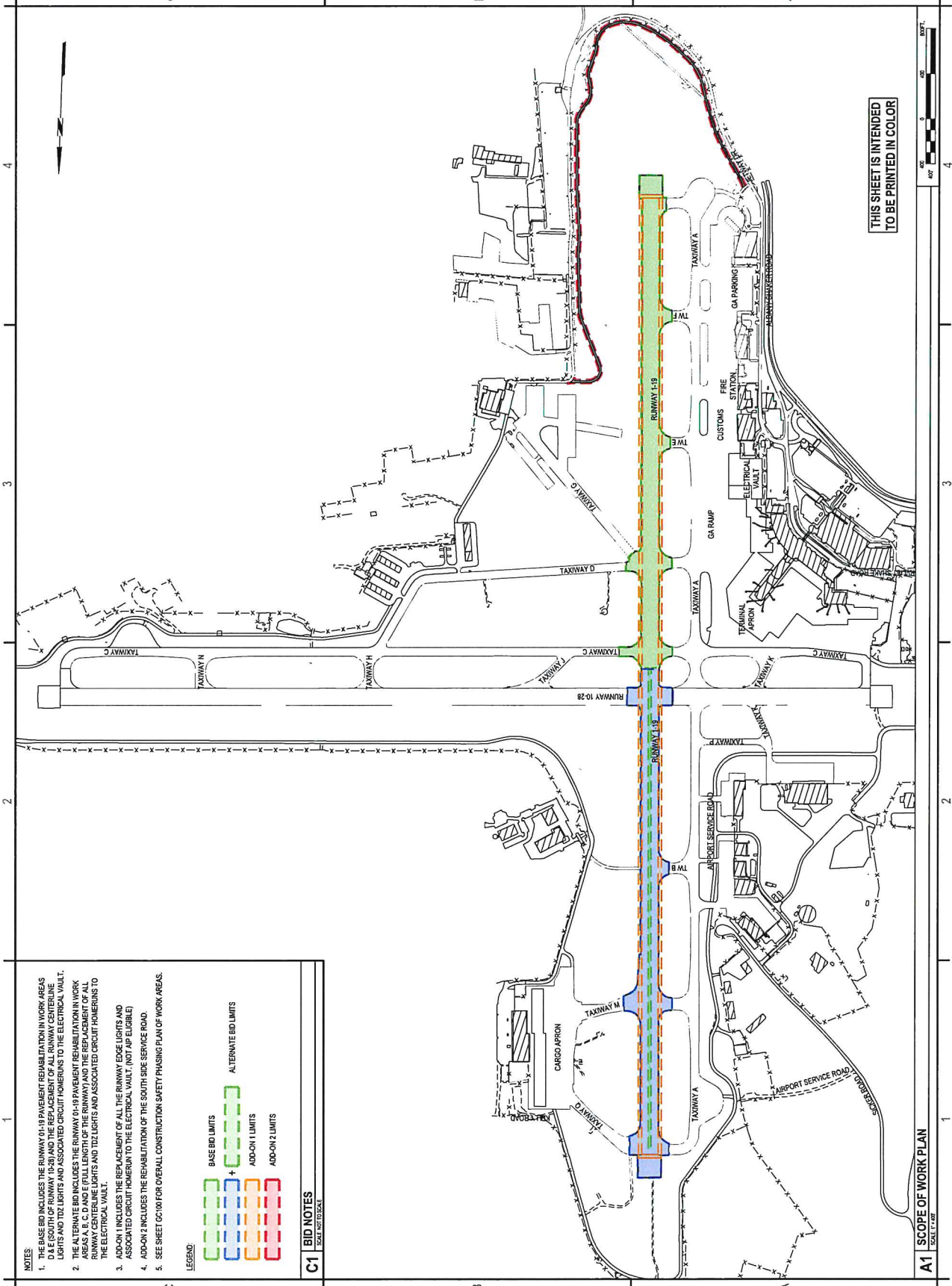
**RUNWAY 01-19 REHABILITATION
 AND LIGHTING UPGRADES
 ALBANY INTERNATIONAL AIRPORT
 COLONIE, NEW YORK**

MARK	DATE	DESCRIPTION

**SCOPE OF WORK
 PLAN**

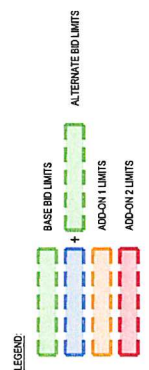
G1101

Copyright ©



**THIS SHEET IS INTENDED
 TO BE PRINTED IN COLOR**

- NOTES:**
1. THE BASE BID INCLUDES THE RUNWAY 01-19 PAVEMENT REHABILITATION IN WORK AREAS D & E (SOUTH) OF RUNWAY 10-28 AND THE REPLACEMENT OF ALL RUNWAY CENTERLINE LIGHTS AND TIZ LIGHTS AND ASSOCIATED CIRCUIT HOMERUNS TO THE ELECTRICAL VAULT.
 2. THE ALTERNATE BID INCLUDES THE RUNWAY 01-19 PAVEMENT REHABILITATION IN WORK AREAS A, B, C, D, AND E (FULL LENGTH OF THE RUNWAY) AND THE REPLACEMENT OF ALL LIGHTS AND TIZ LIGHTS AND ASSOCIATED CIRCUIT HOMERUNS TO THE ELECTRICAL VAULT.
 3. ADD-ON 1 INCLUDES THE REPAIR/REPLACE OF ALL THE RUNWAY EDGE LIGHTS AND ASSOCIATED CIRCUIT HOMERUNS TO THE ELECTRICAL VAULT. (NOT APPLICABLE)
 4. ADD-ON 2 INCLUDES THE REHABILITATION OF THE SOUTH SIDE SERVICE ROAD.
 5. SEE SHEET GC100 FOR OVERALL CONSTRUCTION SAFETY PHASING PLAN OF WORK AREAS.



C1 | BID NOTES
 SCALE: NOT TO SCALE

A1 | SCOPE OF WORK PLAN
 SCALE: 1" = 100'

4 3 2 1 A B C

Attachment H-7-3
LETTERS OF SUPPORT



United States
Department of
Agriculture

Animal and
Plant Health
Inspection
Service

Wildlife Services

572 Third Ave Ext.
Suite 2
Rensselaer, NY
12144

September 18, 2023

Subject: USDA's support for FY24 south perimeter road project at Albany International Airport (ALB)

To whom it concerns,

USDA Wildlife Services (WS) would like to express support for the proposed perimeter road project at the southern end of the airfield. WS has been a long withstanding cooperator with ALB that was primarily contracted to provide a yearlong comprehensive Wildlife Hazard Assessment (2008), to participate in annual reviews of the Wildlife Hazard Management Plan, and to conduct continued monitoring and hazardous wildlife management on and off the airfield.

After years of continued monitoring and examination of the habitat in the proposed project location, WS determined this area to be a significant wildlife attractant to several hazardous bird and mammal species given the amount of food, water, and cover present. Canada geese are a primary species observed in this location, and rank fourth on the list of hazardous wildlife species (Advisory Circular 150/5200 32B). Additionally, several carcasses were recovered in this area after geese were struck by an aircraft during 2019, causing substantial damage.

The Code of Federal Regulations under Part 139.337-Wildlife hazard management; states that "...each certificate holder must take immediate action to alleviate wildlife hazards whenever they are detected." Construction of a perimeter road at this location would enhance wildlife management efforts for the following reasons:

- Ease of accessibility
- Improved detectability
- Prompt mitigation
- Increase effectiveness to monitor wildlife ingress points along security fence
- Capability of conducting surveillance to determine wildlife trends

Thank you for the opportunity to express support for this project. We are confident that if this project proceeds, it will improve aviation safety at Albany International Airport.

Shaun Story

Wildlife Specialist
USDA APHIS Wildlife Services
(518) 419-1463
shaun.j.story@usda.gov




Safeguarding American Agriculture
APHIS is an agency of USDA's Marketing and Regulatory Programs

An Equal Opportunity Provider and Employer



**Transportation
Security
Administration**

U.S. Department of Homeland Security
Albany International Airport
737 Albany Shaker Road
Albany, NY 12211



September 11, 2023

Mr. Connor Haskin
Chief Airport Planner
Albany International Airport
737 Albany Shaker Road
Albany, New York 12211

Dear Mr. Haskin:

Reference is made to your written request on September 6, 2023, to provide the Albany International Airport (ALB) comments for the proposed plan of expanding the service road on the south end of the Air Operations Area (AOA) to complete the circuit road.

As a result of your request I have consulted with the staff of the Transportation Security Administration ALB offices and we believe that your proposed plan would enhance security and emergency response.

If you require anything further, please do not hesitate to contact me.

Sincerely,

A handwritten signature in blue ink is located below the word "Sincerely,". The signature appears to read "Bart R. Johnson" and is written in a cursive style.

Bart R. Johnson
Federal Security Director

Attachment H-9-1
PROJECT DIAGRAM

Runway 28 RPZ Property Acquisition

